

DEPARTMENT OF THE ARMY TECHNICAL MANUAL

DIRECT AND GENERAL SUPPORT AND DEPOT MAINTENANCE

REPAIR PARTS AND SPECIAL TOOLS LIST

PUMP, CENTRIFUGAL PETROLEUM PIPELINE, GASOLINE DRIVEN,

SKID MOUNTED (BARNES MANUFACTURING MODEL CE4P4)

FSN 4320-542-4037 (REINER, JOHN, MODEL GP75) FSN 4320-389-6857

(PEERLESS PUMP DIV. MODEL 4INUSPL) FSN 4320-203-2546

HEADQUARTERS, DEPARTMENT OF THE ARMY

DECEMBER 1968

CHANGE }
No. 1 }

HEADQUARTERS
DEPARTMENT OF THE ARMY
Washington, D. C., 18 March 1971

Direct and General Support and Depot Maintenance
Repair Parts and Special Tools List
PUMP, CENTRIFUGAL PETROLEUM PIPELINE, GASOLINE DRIVEN,
SKID MOUNTED (BARNES MANUFACTURING MODEL CE4P4)
FSN 4320-542-4037 (REINER, JOHN, MODEL GP75)
FSN 4320-389-6857
(PEERLESS PUMP DIVISION MODEL 41NUSPL)
FSN 4320-203-2546

Current as of 19 February 1971

TM 5-4320-225-35P, 13 December 1968, is changed as follows:

Page	Line	Action	(1) SMR Code	(2) Federal Stock Number	(3) Reference No. & Description Usable on code		(4) Unit of issue	(5) Qty inc. in unit pack	(6) Qty inc. in unit	(7) 30-Day DS Maint. Allowance			(8) 30-Day GS Maint. Allowance			(9) 1-Yr alw per 100 equip cntgcy	(10) Depot Maint. alw per 100 equip	(11) Illustration	
										(a)	(b)	(c)	(a)	(b)	(c)			(a)	(b)
										1-20	21-50	51-100	1-20	21-50	51-100			Fig No.	Item No.
26	00389	Ch. SMR code in col. 1; add FSN in col. 2.	PO	4720-466-1927		0106 - ENGINE LUBRICATION SYSTEM HOSE, FLEXIBLE *** 2757718 (90785)													
136	02094	Ch. col. 3		4320-773-1809		5501 - SHAFTS, IMPELLERS SEAL ASSEMBLY*** 13204E2149 (97403)													
	02094 A	Add	X1 02094 A			KEY MS20066-140 (96906)	EA		4										
	02099	Ch. col. 3				PLATE, GLAND 13204E2152 (97403)													
	02100	Ch. col. 3				RETAINER, WASHER 13204E2154 (97403)													
	02101	Ch. col. 3				RETAINING COLLAR *** 13204E2156 (97403)													
	02102	Ch. col. 3				SEAT SHAFT SEAL*** 13204E2157 (97403)													
	02103	Ch. col. 3				SETSCREW *** M551023-75 (96906)													
	02103 A	Add	X1 02103 A			SLEEVE 13204E2150 (97403)	EA		2									44	2
	02104	Ch. col. 3				SPRING PUMP *** 13207E9402 (97403)													
	02105	Ch. col. 3				SPRING HOLDER 13204E2159 (97403)													
	02106	Ch. col. 3		4730-773-1811		WASHER, SHAFT SEAL 13204E2155 (97403)													
137	02116	Delete entire line				SLEEVE, SPACER *** 8293-5-1 (93568)													

Page	Line	Action	(1) SMR Code	(2) Federal Stock Number	(3) Description Reference No. & mfr. code Usable on code		(4) Unit of issue	(5) Qty inc. in unit pack	(6) Qty inc. in unit	(7) 30-Day DS Maint. Allowance			(8) 30-Day GS Maint. Allowance			(9) 1-Yr alw per 100 equip cntgcy	(10) Depot Maint. alw per 100 equip	(11) Illustration	
										(a) 1-20	(b) 21-50	(c) 51-100	(a) 1-20	(b) 21-50	(c) 51-100			(a) Fig No.	(b) Item No.
138	02125	Ch. col. 3			WASHER, SPACING* ** 13204E2158 (97403) All changes, additions, or deletions of Federal Stock Numbers or Manufacturer's Part Numbers should be appropriately reflected in the parts listing and index of the manual.														

By Order of the Secretary of the Army:

Official:

**KENNETH G. WICKHAM,
Major General, United States Army,
The Adjutant General.**

**W. C. WESTMORELAND,
General, United States Army,
Chief of Staff**

Distribution:

To be distributed in accordance with DA Form 12-25, Section I (qty rqr block No. 247) Direct and General Support Maintenance requirements for Pumps, Centrifugal, Petroleum.

☆ U. S. GOVERNMENT PRINTING OFFICE: PRINTING OFFICE: 1996 - 406-421 (52143)

PIN: 0084591-001

TECHNICAL MANUAL }
 No. 5-4320-225-35P }

HEADQUARTERS
 DEPARTMENT OF THE ARMY
 WASHINGTON, D. C., 13 December 1968

DIRECT AND GENERAL SUPPORT AND DEPOT MAINTENANCE
 REPAIR PARTS AND SPECIAL TOOLS LIST

PUMP, CENTRIFUGAL PETROLEUM PIPELINE, GASOLINE DRIVEN,
 SKID MOUNTED (BARNES MANUFACTURING MODEL CE4P4)
 FSN 4320-542-4037 (REINER, JOHN, MODEL GP75) FSN 4320-389-6857
 (PEERLESS PUMP DIV. MODEL 4INUSPL) FSN 4320-203-2546

Current as of 11 October 1968

		<i>Paragraph</i>	<i>Page</i>
SECTION	I. INTRODUCTION		
	Scope.....	1	iii
	General.....	2	iii
	Explanation of columns.....	3	iii
	Special information.....	4	iv
	How to locate repair parts.....	5	v
	Abbreviations.....	6	v
	Federal supply codes for manufacturers.....	7	v
	Report of equipment publication improvements.....	8	vi
	II. REPAIR PARTS FOR DS, GS, AND DEPOT MAINTENANCE		
Group	01. Engine.....		1
	0100 Engine Assembly.....		1
	0101 Crankcase, block, cylinder head.....		6
	0102 Crankshaft.....		11
	0103 Flywheel assembly.....		13
	0104 Pistons, connecting rods.....		14
	0105 Valves, camshafts and timing system.....		16
	0106 Engine lubrication system.....		23
	0107 Engine starting system.....		31
	0108 Manifolds.....		32
	03. Fuel System.....		33
	0301 Carburetor.....		33
	0302 Fuel pumps.....		38
	0304 Air cleaner.....		39
	0306 Tanks, lines, fittings.....		41
	0308 Engine speed governor and controls.....		45
	0309 Fuel filters.....		50
	0311 Engine starting aids.....		51
	0312 Throttle or choke controls.....		57
	04. Exhaust System.....		58
	0401 Muffler and pipes.....		58

*This manual supersedes TM 5-4320-225-35P, 31 August 1964 and C1, 8 March 1966.

Group	05.	Cooling System.....	59
	0501	Radiator	59
	0503	Water manifold, thermostats and housing gaskets.....	64
	0504	Water pump.....	67
	0505	Fan assembly.....	71
	06.	Electrical System.....	73
	0601	Generator.....	73
	0602	Generator regulator (voltage)	82
	0603	Starting motor	83
	0605	Ignition components.....	89
	0606	Engine safety controls.....	104
	0607	Instrument or engine control panel.....	108
	0608	Miscellaneous items.....	111
	0612	Batteries, storage.....	112
	0615	Radio interference suppression.....	114
	15.	Frame.....	116
	1501	Frame assembly.....	116
	18.	Body, Cab, Hood, Hull	118
	1801	Body, cab.....	118
	1808	Boxes.....	122
	22.	Body, Chassis or Hull, and Accessory Items.....	122
	2210	Data plates.....	122
	47.	Gauges.....	123
	4701	Instrument, speed and distance.....	123
	4702	Pages, lines and fittings.....	124
	55.	Pumps.....	128
	5500	Pump assembly.....	128
	5501	Shafts, impellers.....	132
	5508	Lubricators	138
	5511	Couplings.....	138
	5513	Fluid lines.....	138
	95.	General Use Standardized Parts.....	143
	9501	Bulk material.....	143
	99.	Parts Peculiar.....	143
	9901	Multi-listed parts.....	143
SECTION	III.	SPECIAL TOOLS, TEST AND SUPPORT EQUIPMENT FOR DS, GS, AND DEPOT MAINTENANCE NOT APPLICABLE	
	IV.	FEDERAL STOCK NUMBER AND REFERENCE NUMBER INDEX	

SECTION I
INTRODUCTION

1. Scope

This manual lists repair parts and special tools required for the performance of direct support, general support, and depot maintenance of the pump.

2. General

a. The repair parts list is arranged as follows:

(1) Individual parts and major assemblies are listed alphabetically by item name within the numbered functional groups.

(2) Assembly components and subassemblies are indented and listed alphabetically by item name under major assemblies.

b. This Repair Parts and Special Tools List is divided into the following sections:

(1) *Repair Parts - Section II.* A list of repair parts authorized for the performance of maintenance at the direct support, general support, and depot level.

(2) *Special Tools, Test and Support Equipment - Section III.* A list of special tools, test and support equipment authorized for the performance of maintenance at the direct support, general support, and depot level (not applicable).

(3) *Federal Stock Number and Reference Number Index - Section IV.* A list of Federal stock numbers followed by reference numbers in ascending alpha-numeric sequence cross-referenced to index number.

3. Explanation of columns

The following provides an explanation of columns in the tabular lists in sections II and III:

a. *Source, Maintenance, and Recoverability Codes (SMR), Columns (1):*

(1) Source Code, indicates the selection status and source for the listed item. Source codes used are:

Code	Explanation
P	Applied to repair parts which are stocked in or supplied from DSA/GSA or Army supply system, and authorized for use at indicated maintenance categories.

Code

Explanation

M	Applied to repair parts which are not procured or stocked but are to be manufactured at indicated maintenance categories.
A	Applied to assemblies which are not procured or stocked as such but made up of two or more units, each of which carry individual stock numbers and descriptions and are procured and stocked and can be assembled by units at indicated maintenance categories.
X	Applied to parts and assemblies which are not procured or stocked. the mortality of which is normally below that of the applicable end item, and the failure of which should result in retirement of the end item from the supply system.
X1	Applied to repair parts which are not procured or stocked, the requirement for which will be supplied by use of the next higher assembly or components.
X2	Applied to repair parts which are not stocked. The indicated maintenance category requiring such repair parts will attempt to obtain them through cannibalization; if not obtainable through cannibalization. such repair parts will be requisitioned with supporting justification through normal supply channels.
C	Applied to repair parts authorized for local procurements. If not obtainable from local procurement, such repair parts will be requisitioned through normal supply channels with a supporting statement of nonavailability from local procurement.
G	Applied to major assemblies that are procured with PEMA (Procurement Equipment Missile Army) funds for initial issue only to be used as exchange assemblies at DSU and GSU maintenance level. These assemblies will not be stocked above DSU and GSU level or returned to depot supply level.

Note

Source code is not shown on common hardware items known to be readily available in Army supply channels and through local procurement.

(2) Maintenance Code, indicates the lowest category of maintenance authorized to install the listed item. The maintenance level codes are:

Code	Explanation
O	Organizational maintenance
F	Direct support maintenance
H	General support maintenance
D	Depot maintenance

(3) Recoverability Code, indicates whether unserviceable items should be returned for recovery or salvage. Items not coded are expendable. Recoverability codes are:

Code	Explanation
R	Applied to repair parts and assemblies which are economically repairable at DSU and GSU activities and normally are furnished by supply on an exchange basis.
T	Applied to high dollar value recoverable repair parts which are subject to special handling and are issued on an exchange basis. Such repair parts normally are repaired or overhauled at depot maintenance activities.
U	Applied to repair parts specifically selected for salvage by reclamation units because of precious metal content, critical materials, high dollar value reusable casings or castings.

(4) This column also lists, below the SMR code, an index number for each item in ascending numerical sequence, which is used to locate items in the publication when the Federal stock number and/or reference number is known.

b. Federal Stock Number, Column (2). This column indicates the Federal stock number for the item.

c. Description, Column (3). This column indicates the Federal item name and any additional description of the item required. A part number or other reference number is followed by the applicable five-digit Federal supply code for manufacturers in parentheses. Material required for manufacture or fabrication is identified.

d. Unit of Issue, Column (4). This column indicates the unit used as basis for issue, e.g., ea, pr, ft, yd, etc.

e. Quantity Incorporated in Unit Pack, Column (5). This column indicates the actual quantity contained in the unit pack.

f. Quantity Incorporated in Unit, Column (6). This column indicates the quantity of the item used in the functional group.

g. Thirty-Day DS/GS Maintenance Allowances, Columns (7) and (8).

(1) The allowance columns are divided into three subcolumns. Indicated in each subcolumn is the quantity of items authorized for the number of equipments supported. Items authorized for use as required but not for initial stockage are identified with an asterisk in the allowance column.

(2) The quantitative allowances for DS/ GS levels of maintenance will represent initial stockage for a 30-day period for the number of equipments supported.

(3) Determination of the total quantity of parts required for maintenance of more than 100 of these equipments can be accomplished by converting the equipment quantity to a decimal factor by placing a decimal point before the next to last digit of the number to indicate hundredths, and multiplying the decimal factor by the quantity authorized in the 51 - 100 allowance column. Example, authorized allowance for 51 - 100 equipments is 40; for 150 equipments multiply 40 by 1.50 Or 60 parts required.

h. One-Year Allowances Per 100 Equipments/Contingency Planning Purposes, Column (9). This column indicates the quantity required for distribution and contingency planning purposes. The range of items indicates total quantities of all authorized items required to provide for adequate support of 100 equipments for one year.

i. Depot Maintenance Allowance Per 100 Equipments, Column (10). This column indicates the quantity authorized for depot maintenance of 100 equipments. Items authorized for use but not for initial stockage are identified with an asterisk in the allowance column.

j. Illustration, Column (11).

(1) *Figure Number.* Indicates the figure number of the illustration in which the item is shown.

(2) *Item Number.* Indicates the callout number used to reference the item in the illustration.

4. Special Information

a. Identification of the usable on codes of this publication are:

Code	Used on
A	Pump, Barnes Model CE4P4
B	Pump, Reiner Model GP75
C	Pump, Peerless Model 4INUSPL

b. Repair parts mortality has been based on 6, 000 hours of operation per year.

c. Parts which require manufacture or assembly at a category higher than that authorized for installation will indicate in the source column the higher category.

d. The following publication pertains to the pump and its components:
 TM 5-4320-225-230P
 Organizational maintenance repair parts and special tool lists.

5. How to Locate Repair Parts

a. When Federal stock number or reference number is unknown:

(1) *First.* Using the table of contents, determine the functional group within which the repair part belongs.

(2) *Second.* Find the illustration covering the functional group to which the repair part belongs.

(3) *Third.* Identify the repair part on the illustration, and note the illustration figure and item number of the repair part.

(4) *Fourth.* Using the repair parts listing, find the functional group to which the repair part belongs and locate the illustration figure and item number noted on the illustration.

b. When Federal stock number or reference number is known:

(1) *First.* Using the index of federal stock numbers and reference numbers, find the pertinent federal stock number or reference number. This index is in ascending alphanumeric sequence cross-referenced to an index number.

(2) *Second.* Using the repair part listing, find the index number referenced in the index of Federal stock numbers and reference numbers.

6. Abbreviations

amps..... ampere (s)
 cl.....coil
 Corp.....Corporation
 dia.....diameter
 eaeach
 ftfoot (feet)
 gal.....gallon
 grpgroup
 hhigh (height)
 hdhead
 idinside diameter (s)
 ininch (es)
 lglong (length)
 mtg.....mounting
 nonumber (s)
 odoutside diameter
 psi.....pounds per square inch
 rdround

rh.....right hand
 spspool
 stdstandard
 thdthread (s) (ed)
 thkthick (ness)
 u/w.....used with
 w.....wide (width)
 w/.....with
 ydyard

7. Federal Supply Codes for Manufacturers

Code	Manufacturer
00000.....	Ordnance Corps
00874.....	Ajax Flexible Coupling Co. Inc.
03476.....	Texoma Industries Inc.
05748.....	Barnes Mfg. Co.
08288.....	Military Supply Standards
09367.....	Allis-Chalmers Mfg. Co.
10941.....	Carver Pump Co.
11083.....	Caterpillar Tractor Co.
14100.....	Sttromberg-Carlson A Division of General Dynamics
14351.....	Continental Motors Corp.
14655.....	Cornell-Dubiller Electric Corp.
15605.....	Cutler-Hammer Inc.
15748.....	Potential Inc.
16764.....	Delco Remy Division of General Motors Corp.
18163.....	Dole Valve Co.
18876.....	Army Missile Command
19728.....	Prestolite Co. The
23040.....	Ford Motor Co. Parts And Accessories Operation
24617.....	General Motor Corp.
24981.....	Gits Bros. Mfg., Co.
24681.....	Goulds Pumps Inc.
28265.....	Hercules Engine Division Of Hupp Corp.
28835.....	Hobart Brothers
30327.....	Imperial-Eastman Corp.
31017.....	International Harvest Co.
31435.....	Lear Siegler Inc. Aerospace Division
39215.....	McCord Corp.
13334.....	New Departure Division of General Motors Corp.
43152.....	Oshkosh Motor Trucks Inc.
50309.....	Reiner John And Co. Inc.
57733.....	Stewart-Warner Corp.
61349.....	United States Gauge Division of Ametek Inc.
6f1864.....	United-Carr Fastener Corp.
66859.....	Yates-American Machine Co.
71040.....	A C Spark Plug, Division of General Motors Corp.
71724.....	Crane Packing Co.
73370.....	Fram Corp.
74400.....	Hobbs John W. Corp.
75833.....	Lincoln Brass Works Inc.
76040.....	Mack Truck Inc.
76446.....	Monarch Governor Co.
77820.....	Bendix Corp. The Electrical Components Division

Code	Manufacturer
78225.....	Stant Mfg. Co. Inc.
79136.....	Waldes Kohinoor Inc.
79150.....	Victor Mfg. And Gasket Co.
79398.....	Wohlert Corp.
79470.....	Weatherhead Co. The
79960.....	Bendix Corp. The Fuel Devices Division
80020.....	Naval Air Engineering Laboratory
81336.....	Chief of Engineers
81487.....	Square D Co. Industrial Controller Div
82796.....	Fairbanks Morse Inc. Fairbanks Morse Power System Division
88044.....	Aeronautical Standard Dept. of Navy and Air Force
90785.....	Peerless Pump Hydrodynamics Div FMC Corp.
92568.....	Minnesota Plastic Corp.
92578.....	Penn Controls Inc.
93568.....	Consolidated Diesel Electric Co. Div of Condee Corp.
95875.....	Hallett Mfg. Shielding Division

Code	Manufacturer
96452.....	American-Standard Controls Division of American Radiator And Standard Sanitary Corp.
96906.....	Military Standard Promulgated By Standardization Div Directorates of Logistic Services DSA
97907.....	Euclid Div of General Motors Corp.
98812.....	American Industrial Sales

8. Report of Equipment Publication Improvements

Report of errors, omissions, and recommendations for improving this publication by the individual user is encouraged. Reports should be submitted on DA Form 2028 (Recommended Changes to DA Publications) and forwarded direct to Commanding General, U. S. Army Mobility Equipment Command, ATTN: AMSME-MPP, 4300 Goodfellow Boulevard, St. Louis, MO 63120.

(1) SMR CODE INDEX NO.	(2) FEDERAL STOCK NUMBER	(3) DESCRIPTION REF NO. & MFR CODE USABLE ON CODE		(4) UNIT OF ISSUE	(5) QTY INC IN UNIT PACK	(6) QTY INC IN UNIT	(7) 30-DAY DS MAINT ALLOWANCE			(8) 30-DAY GS MAINT ALLOWANCE			(9) 1-YR ALL PER 100 EQP CONTIN- GENCY	(10) DEPT MAINT ALL PER 100 EQUIP	(11) ILLUS- TRATION	
							(a)	(b)	(c)	(a)	(b)	(c)			(a)	(b)
							1-20	21-50	51-100	1-20	21-50	51-100			FIG NO	ITEM NO
X1 00014	5330-190-4221	GASKET: governor to gear cover X318 (14351)		EA		2				SEE	GRP	0308				
X2 00015	2815-678-5740	GASKET: governor to gear cover (1 each) SD02A310 (14351)		EA		0										
X1 00016	2990-351-6358	GASKET: injection pump to gear cover (1 each) F400S200 (14351)		EA		0										
X1 00017	2815-707-6949	GASKET: intake elbow cover (1 each) RD6F210 (14351)		EA		0										
X1 00018	2930-171-6575	GASKET: oil cooler to elbow K600L206 (14351)		EA		1				SEE	GRP	0106				
X1 00019	290-325-4724	GASKET: oil cooler to tappet cover X16bL204 (14351)		EA		2				SEE	GRP	0106				
X1 00020	533-599-5595	GASKET: oil pressure relief plug W4B108 (14351)		EA		1				SEE	GRP	0106				
X1 00021	5330-285-301	GASKET: oil pressure relief plug X386 (14351)		EA		1				SEE	GRP	0106				
X1 00022	4730-351-6356	GASKET: oil pump cover C400L231 (14351)		EA		1				SEE	GRP	0106				
X1 00023	2805-527-7244	GASKET: rocker are shaft plug X336 (14351)		EA		2				SEE	GRP	0105				
X1 00024	2805-393-6439	GASKET: tappet chamber cover T427AO2 (14351)		EA		1				SEE	GRP	0105				
X1 00025	2930-393-6417	GASKET: water inlet M110L205 (14351)		EA		1				SEE	GRP	0503				
X1 00026	2930-574-9249	GASKET: water pump drive support M600K322 (14351)		EA		1				SEE	GRP	0504				
X1 0002	5330-030-0851	GASKET: water pump mtg K33OK300 (14351)		EA		1				SEE	GRP	0504				
X 00028		PLUG, KEYWAY: crankshaft pulley X664 (14351)		EA		1				SEE	GRP	0102				

(1) SMR CODE INDEX NO.	(2) FEDERAL STOCK NUMBER	(3) DESCRIPTION REF NO. & MFR CODE USABLE ON CODE		(4) UNIT OF ISSUE	(5) QTY INC IN UNIT PACK	(6) QTY INC IN UNIT	(7) 30-DAY DS MAINT ALLOWANCE			(8) 30-DAY GS MAINT ALLOWANCE			(9) 1-YR ALL PER 100 EQP CONTIN- GENCY	(10) DEPT MAINT ALL PER 100 EQUIP	(11) ILLUS- TRATION	
							(a)	(b)	(c)	(a)	(b)	(c)			(a)	(b)
							1-20	21-50	51-100	1-20	21-50	51-100			FIG NO	ITEM NO
X1 00029	2930-353-8925	SEAL ASSEMBLY, WATER PUMP Y501K3090 (14351)		EA		1				SEE	GRP	0504				
X1 00030	5330-641-0986	SEAL, PLAIN, ENCASED: crankshaft front end M600L214 (14351)		EA		1				SEE	GRP	0105				
X1 00031	5330-374-4087	WASHER, NONMETALLIC: fan drive pulley M00K212 (14351)		EA		1				SEE	GRP	0102				
X1 00032	5330-233-5872	WASHER, NONMETALLIC: oil rod K404L210 (14351)		EA		1										
X1 00033	2815-374-4060	WICK, ROCKER ARM H260I212 (14351)		EA		24				SEE	GRP	0105				
P 0 00034	2815-507-4083	GASKET SET, VALVE GRIND T6U1001 (14351)	AB	EA		1	4	8	16	4	8	16	192	*		
X1 00035	2815-897-3027	GASKET: cylinder head TD600A403 (14351)	AB	EA		1				SEE	GRP	0101				
n 00036	2805-353-8909	GASKET: cylinder head cover T427A300 (14351)	AB	EA		1				SEE	GRP	0105				
X1 00037	5330-197-8116	GASKET: cylinder head cover screw X211A (14351)	AB	EA		6				SEE	GRP	0105				
X1 00038	2805-527-7710	GASKET: exhaust Manifold (3 each) B2E100 (14351)	AB	EA		0										
X1 00039	2805-393-6441	GASKET: intake and exhaust manifold to cylinder T427E300 (14351)	AB	EA		1				SEE	GRP	0108				
11 00040	2805-353-8748	GASKET: oil filter base to crankcase K600L305 (14351)	AB	EA		1				SEE	GRP	0105				
X1 00041	2805-530-2591	GASKET: water outlet elbow M600K277 (14351)	AB	EA		1				SEE	GRP	0503				
X1 00042	2805-393-6414	GASKET: water outlet, front KD600K200 (14351)	AB	EA		1				SEE	GRP	0503				
X1 00043	2930-393-6415	CASKET: water outlet, rear KD600K201 (14351)	AB	EA		1				SEE	GRP	0503				

(1) SMR CODE INDEX NO.	(2) FEDERAL STOCK NUMBER	(3) DESCRIPTION REF NO. & MFR CODE USABLE ON CODE		(4) UNIT OF ISSUE	(5) QTY INC IN UNIT PACK	(6) QTY INC IN UNIT	(7) 30-DAY DS MAINT ALLOWANCE			(8) 30-DAY GS MAINT ALLOWANCE			(9) 1-YR ALL PER 100 EQP CONTIN- GENCY	(10) DEPT MAINT ALL PER 100 EQUIP	(11) ILLUS- TRATION	
							(a)	(b)	(c)	(a)	(b)	(c)			(a)	(b)
							1-20	21-50	51-100	1-20	21-50	51-100			FIG NO	ITEM NO
F 00076	5310-010-3322	WASHER, LOCK- trunnion bracket clamp screw		EA		2	*	*	*	*	*	*	*	*	6	2
F 00077 00078	5310-010-3323	LOCK: trunnion to front support		EA		2	*	*	*	*	*	*	*	*	6	11
00079	5306-276-8166	0101 - CRANKCASE, BLOCK, CYLINDER HEAD BOLT, MACHINE end plate to crankcase		EA		1			*	*	*	*	*	*	7	16
H 00080 X2 0 00081	5306-038-1958	BOLT, MACHINE: end plate to crankcase		EA		2			*	*	*	*	*	*	7	4
X2 0 00082		COVER, FUEL PUMP HOLE 16E202 (14351)		EA		1									1	32
X2 F 00082	2805-392-4632	DOWEL: flywheel housing on crankcase M600B202 (14351)		EA		2										
X2 H 00083	2805-374-8974	ENGINE BLOCK ASSEMBLY GASOLINE T427A6021C (14351)		EA		1										
X2 H 00084		CYLINDER CRANKCASE T427A6021A (14351)		EA		1									1	3
X2 0 00085		ADAPTER, REDUCING: crankcase water jacket, front and rear hole 15XX12534 (14351)		EA		2									1	7
P H 00086	2815-702-7281	BEARING SET, SLEEVE: camshaft T427T123 (14351)		EA		1				SEE	GRP	0105				
P H 00087	2805-353-8923	BEARING SET, SLEEVE: main T4201 (14351)		EA		1				SEE	GRP	0102				
H 00088	5306-275-1587	BOLT, MACHINE: crankshaft bearing cap to cylinder		EA		14				*	*	*	*	*	1	18
H 00089	5306-400-0625	BOLT, MACHINE crankshaft bearing cap to cylinder		EA		1				*	*	*	*	*	1	24
X2 H 00090		CAP, BEARING: crankshaft, center T427B300 (14351)		EA		1									1	22
X2 H 00091		CAP, BEARING: crankshaft, front 604B301 (14351)		EA		1									1	14

(1) SMR CODE INDEX NO.	(2) FEDERAL STOCK NUMBER	(3) DESCRIPTION REF NO. & MFR CODE USABLE ON CODE		(4) UNIT OF ISSUE	(5) QTY INC IN UNIT PACK	(6) QTY INC IN UNIT	(7) 30-DAY DS MAINT ALLOWANCE			(8) 30-DAY GS MAINT ALLOWANCE			(9) 1-YR ALL PER 100 EQP CONTIN- GENCY	(10) DEPT MAINT ALL PER 100 EQUIP	(11) ILLUS- TRATION	
							(a)	(b)	(c)	(a)	(b)	(c)			(a)	(b)
							1-20	21-50	51-100	1-20	21-50	51-100			FIG NO	ITEM NO
X2 H 00092		CAP, BEARING: crankshaft, intermediate E604B305 (14351)		EA		4									1	28
X2 H 00093		CAP, BEARING: crankshaft, rear B600B300 (14351)		EA		1									1	29
P F 00094	2805-662-8415	GUIDE: valve tappet M6001203 (14351)		EA		12				SEE	GRP	0105				
H 00095	5315-680-3780	PIN, SPRING, sleeve retaining		EA		1			*	*	*	*	*			
H 00096	5315-255-2360	PIN, STRAIGHT, HEADLESS: center bearing cap		EA		4			*	*	*	*	*			
H 00097	5315-247-9983	PIN, STRAIGHT, HEADLESS: center bearing cap		EA		2			*	*	*	*	*			
X2 H 00098	5340-054-1415	PLUG, EXPANSION: crankcase at rear cam bearing 541-1415 (00000)		EA		1										
X2 F 00099	5340-264-7204	PLUG, EXPANSION: cylinder water jacket, cover holes X2288 (1351)		EA		4									1	5
X2 F 13 00100	2805-430-7344	PLUG, FUSIBLE: crankcase assembly E00A215 (14351)			EA		1			SEE	GRP	9901				1
0 00101	4730-142-1851	PLUG, MACHINE THREAD: oil channel, block		EA		8	*	*	*	*	*	*	*	*	1	35
F 00102	4730-010-3867	PLUG, PIPE: crankcase at water drain		EA		2	*	*	*	*	*	*	*	*	1	9
F 00103	4730-289-5176	PLUG, PIPE: crankcase opening 1h aside		EA		1	*	*	*	*	*	*	*	*	1	15
0 00104	4730-010-3874	PLUG, PIPE: cylinder block		EA		2	*	*	*	*	*	*	*	*	1	6
H 00105	5305-282-5865	SCREW, CAP, HEXAGON HEAD: crankshaft bearing cap to cylinder		EA		2			*	*	*	*	*	*	1	27
X2 H 00106	2805-393-6408	SLEEVE, PUMP SHAFT B600L300 (14351)		EA		1				SEE	GRP	0106				
F 00107	5307-715-7389	STUD, PLAIN: cylinder head mtg		EA		15	*	*	*	*	*	*	*	*	1	4
12 F 00108		STUD, PLAIN: cylinder heed, one end 9/16-18 thd size, 2-1/8 in. lg X19998 (14351)		EA		6									1	8

(1) SMR CODE INDEX NO.	(2) FEDERAL STOCK NUMBER	(3) DESCRIPTION REF NO. & MFR CODE USABLE ON CODE		(4) UNIT OF ISSUE	(5) QTY INC IN UNIT PACK	(6) QTY INC IN UNIT	(7) 30-DAY DS MAINT ALLOWANCE			(8) 30-DAY GS MAINT ALLOWANCE			(9) 1-YR ALL PER 100 EQP CONTIN- GENCY	(10) DEPT MAINT ALL PER 100 EQUIP	(11) ILLUS- TRATION	
							(a)	(b)	(c)	(a)	(b)	(c)			(a)	(b)
							1-20	21-50	51-100	1-20	21-50	51-100			FIG NO	ITEM NO
F	5307-818-1254 00109	STUD, PLAIN: cylinder head to crankcase		EA		6	*	*	*	*	*	*	*	*	1	12
X2 F 00110		STUD, PLAIN: cylinder head to cylinder block, one end 9/16-18 thd size, 2-3/8 in. lg X4396 (14351)		EA		1							*		1	10
F 00111	5307-447-7372	STUD, PLAIN flywheel housing to crankcase		EA		2	*	*	*	*	*	*	*	*	4	14
X2 F 00112		STUD, PLAIN: flywheel housing to crankcase, 1/2-13 thd size, 1-1/4 in. lg 15XX3466 (14351)		EA		4							*		4	5
0 00113	5307-265-9187	STUD, PLAIN fuel pump cover to crankcase		EA		1	*	*	*	*	*	*	*	*	1	34
0 00114	5307-422-6153	STUD, PLAIN fuel pump mtg		EA		2	*	*	*	*	*	*	*	*		
H 00115	5307-297-8313	STUD, PLAIN: gear cower to crankcase		EA		1			*	*	*	*	*	*		
X2 0 00116	5307-447-7438	STUD, PLAIN generator bracket to crankcase 22CR452 (45152)		EA		2										
X2 H 00117	2805-605-5031	STUD, PLAIN oil pump body to bearing cap X19003 (14351)		EA											1	26
0 00118	5307-268-5760	STUD, PLAIN: water pump mtg		EA		1	*	*	*	*	*	*	*	*	31	2
0 00119	5307-207-1272	STUD, PLAIN water pump mtg		EA		1	*	*	*	*	*	*	*	*	31	3
0 00120	5307-268-5760	STUD, PLAIN: water pump mtg		EA		*	*	*	*	*	*	*	*	*	31	1
X2 0 00121	2805-383-8939	SUPPORT, OIL GAUGE 10E2L227 (14351)		EA		1			SEE	GRP	0106					
H 00122	5310-362-2069	WASHER FLAT: bearing cap to crankcase		EA		16			*	*	*	*	*	*	1	19
H 00123	5310-087-246	WASHER, FLAT: bearing cap to crankcase inter- mediate														
P H 00124	2805-388-7822	PISTON ASSEMBLY T427A101A (14351)		EA		6			SEE	GRP	0104				1	23
X1 00125	2805-347-1865	GASKET: crankcase end plate to crankcase N600B305 (14351) (Component of GASKET SET, Stock No. 2805-562-1171, See Group 0100)													7	7

(1) SMR CODE INDEX NO.	(2) FEDERAL STOCK NUMBER	(3) DESCRIPTION REF NO. & MFR CODE USABLE ON CODE		(4) UNIT OF ISSUE	(5) QTY INC IN UNIT PACK	(6) QTY INC IN UNIT	(7) 30-DAY DS MAINT ALLOWANCE			(8) 30-DAY GS MAINT ALLOWANCE			(9) 1-YR ALL PER 100 EQP CONTIN- GENCY	(10) DEPT MAINT ALL PER 100 EQUIP	(11) ILLUS- TRATION	
							(a)	(b)	(c)	(a)	(b)	(c)			(a)	(b)
							1-20	21-50	51-100	1-20	21-50	51-100			FIG NO	ITEM NO
X1 00126	2815-897-3027	GASKET: cylinder head TD600A403 (14351) (Component of GASKET SET, Stock No. 2815-507-4083, See Group 0100)		EA		1									2	35
P 0 00127	2805-317-6470	GAS: fuel pump hole cover mtg 16E201 (1351)		EA		1	4	8	15	4	8	15	180	100	1	33
X2 F 00128		HEAD ASSEMBLY, CYLINDER T4276043 (14351)		EA		1										
X2 F 00129		HEAD ASSEMBLY T427A6043A (14351)		EA		1										
X1 00130		CYLINDER HEAD T427A604 (14351)		EA		1									2	33
P F 00131	2815-507-4085	GUIDE, VALVE STEM: exhaust T4271237 (14351)		EA		6					SEE	GRP	0105			
X2 F 00132	2805-353-8917	GUIDE, VALVE, INTAKE T4271231 (14351)		EA		6					SEE	GRP	0105			
P F 00133	2805-546-5912	VALVE SEAT: exhaust B600A212 (14351)		EA		6					SEE	GRP	0105			
X2 F 00134	5340-276-5831	PLUG, EXPANSION: cylinder head core holes 3 278A (28265)		EA		2									2	38
X2 F 00135	2805-430-7344	PLUG, FUSIBLE: cylinder head E600A215 (14351)		EA		1					SEE	GRP	9901		2	16
F 00136	4730-010-3875	PLUG, PIPE		EA		13	*	*	*	*	*	*	*	*	2	19
F 00137	4730-010-3874	PLUG, PIPE		EA		2	*	*	*	*	*	*	*	*	2	39
F 00138	4730-010-3867	PLUG, PIPE: cylinder head		EA		1	*	*	*	*	*	*	*	*	2	32
0 00139	5307-207-4314	STUD, PLAIN: exhaust and intake manifold		EA		5	*	*	*	*	*	*	*	*	2	17
X2 0 00140	5307-538-5323	STUD, PLAIN: exhaust and intake manifold to cylinder head 5385323 (00000)		EA		7									2	18

(1) SMR CODE INDEX NO.	(2) FEDERAL STOCK NUMBER	(3) DESCRIPTION REF NO. & MFR CODE USABLE ON CODE		(4) UNIT OF ISSUE	(5) QTY INC IN UNIT PACK	(6) QTY INC IN UNIT	(7) 30-DAY DS MAINT ALLOWANCE			(8) 30-DAY GS MAINT ALLOWANCE			(9) 1-YR ALL PER 100 EQP CONTIN- GENCY	(10) DEPT MAINT ALL PER 100 EQUIP	(11) ILLUS- TRATION	
							(a)	(b)	(c)	(a)	(b)	(c)			(a)	(b)
							1-20	21-50	51-100	1-20	21-50	51-100			FIG NO	ITEM NO
0 00141	5307-275-3709	STUD, PLAIN: exhaust and intake manifold to cylinder head		EA		1	*	*	*	*	*	*	*			
X2 0 00142		STUD, PLAIN: water outlet		EA		4								2	14	
X2 F 00143	2805-830-5527	TUBE, PUSH ROD T427A200 (14351)		EA		12			SEE	GRP	0105					
P F 00144	2805-383-7592	LOCK, VALVE SPRING RETAINER: intake E604I202 (14351)		EA		24			SEE	GRP	0105					
X1 00145	5330-386-3290	PACKING, PREFORMED: valve stem X1520 (14351) (Component of GASKET SET, Stock No. 2815-507-4083, See Group 0100)		EA		6			SEE	GRP	0105					
0 00146	5315-281-7614	PIN, STRAIGHT, HEADLESS: manifold to head		EA		2	*	*	*	*	*	*	*	2	15	
P F 00147	2805-353-8745	SEAT, VALVE SPRING: exhaust K600I219 (14351)		EA		6			SEE	GRP	0105					
P F 00148	2815-030-0853	SEAT, VALVE SPRING: intake 6001I223 (14351)		EA		6			SEE	GRP	0105					
P F 00149	2815-562-1163	SPRING, HELICAL, COMPRESSION: intake and exhaust valve, inner K600I326 (14351)		EA		12			SEE	GRP	0105					
P F 00150	2815-324-7631	SPRING, HELICAL, COMPRESSION: intake and exhaust valve, outer X600I325 (14351)		EA		12			SEE	GRP	0105					
P F 00151	2805-353-8920	VALVE, ENGINE INTAKE: exhaust T427I325 (14351)		EA		6			SEE	GRP	0105					
P F 00152	2805-353-8921	VALVE, POPPET ENGINE: intake T427I326 (14351)		EA		6			SEE	GRP	0105					
M H 00153		LOCKWIRE: bearing cap screw X1333H (14351) MANUFACTURE FROM:		EA		2								1	25	
P H 00154	9505-186-9170	WIRE, STEEL, CARBON (11 in. required for each LOCKWIRE)		CL					SEE	GRP	9501			1	25	

(1) SMR CODE INDEX NO.	(2) FEDERAL STOCK NUMBER	(3) DESCRIPTION REF NO. & MFR CODE USABLE ON CODE		(4) UNIT OF ISSUE	(5) QTY INC IN UNIT PACK	(6) QTY INC IN UNIT	(7) 30-DAY DS MAINT ALLOWANCE			(8) 30-DAY GS MAINT ALLOWANCE			(9) 1-YR ALL PER 100 EQP CONTIN- GENCY	(10) DEPT MAINT ALL PER 100 EQUIP	(11) ILLUS- TRATION	
							(a)	(b)	(c)	(a)	(b)	(c)			(a)	(b)
							1-20	21-50	51-100	1-20	21-50	51-100			FIG NO	ITEM NO
M H 00155		LOCKWIRE: bearing cap screw X1333T (14351)		EA		1									1	17
P H 00156	9505-596-1648	MANUFACTURE FROM: WIRE, STEEL, CARBON (15-1/2 in. required)		CL					SEE	GRP	9501					
N H 00157	2815-327-6371	LOCKWIRE: bearing cap screw X1333A (14351)		EA		5									1	16
P H 00158	9505-186-9170	MANUFACTURE FROM: WIRE, STEEL, CARBON (11 in. required for each LOCKWIRE)		CL					SEE	GRP	9501					
F 00159	5310-763-8911	NUT, PLAIN, HEXAGON: cylinder head to crankcase mtg		EA		26	*	*	*	*	*	*	*	*	2	23
O 00160	5310-543-2629	NUT, PLAIN, HEXAGON fuel pump cover mounting		EA		2*	*	*	*	*	*	*	*	*	1	30
X2 H 00161	2805-353-8815	PLATE, END, CRANKCASE M600B312 (14351)		EA		1									7	6
F 00162	5310-605-5092	WASHER, PLAT: cylinder head to crankcase mounting		EA		28	*	*	*	*	*	*	*	*	2	22
H 00163	5310-011-0405	WASH, LOCK: crankcase end plate to cylinder screw		EA		1			*	*	*	*	*	*	7	17
H 00164	5310-545-4159	WASHER, LOCK: end plate to cylinder screw		EA		2	*	*	*	*	*	*	*	*	7	5
O 00165	5310-012-0638	WASHER, LOCK: fuel pump hole cover mtg 0101 - CRANKSHAFT		EA		2	*	*	*	*	*	*	*	*	1	31
P B 00167	2805-353-8912	CRANKSHAFT T427C301 (14351)		EA		1			*	2	2	12	2	3	2	
X2 F 00168		DAMPER, SHIMMY U501C4090 (1351)		EA		1								6	20	
X2 H 00169	2805-367-4667	DEFLECTOR, DIRT AND LIQUID: crankshaft 1F00C201 (14351)		EA		1								7	15	
X2 H 00170	2805-024-2092	GUARD, CRANKSHAFT BEARING: rear oil seal T427B206 (14351)		EA		1								3	7	
X2 F 00171	2990-374-3996	JAW, STARTING CRANK B600-0-201 (14351)		EA		1								6	16	

(1) SMR CODE INDEX NO.	(2) FEDERAL STOCK NUMBER	(3) DESCRIPTION REF NO. & MFR CODE USABLE ON CODE		(4) UNIT OF ISSUE	(5) QTY INC IN UNIT PACK	(6) QTY INC IN UNIT	(7) 30-DAY DS MAINT ALLOWANCE			(8) 30-DAY GS MAINT ALLOWANCE			(9) 1-YR ALL PER 100 EQP CONTIN- GENCY	(10) DEPT MAINT ALL PER 100 EQUIP	(11) ILLUS- TRATION	
							(a)	(b)	(c)	(a)	(b)	(c)			(a)	(b)
							1-20	21-50	51-100	1-20	21-50	51-100			FIG NO	ITEM NO
P F 00270	2815-507-4085	GUIDE, VALVE STEM: exhaust T427I237 (14351)		EA		6	2	3	6	2	3	6	72	120	2	24
X2 F 00271	2805-353-8917	GUIDE, VALVE, INTAKE T427I231 (14351)		EA		6								60	2	31
P F 00272	2805-2-8415	GUIDE: valve tappet M6001203 (14351)		EA		12	3	6	12	3	6	12	14	60	9	3
P F 00273	2805-546-5912	INSERT, VALVE SEAT: exhaust 600A212 (14351)		EA		6	2	5	9	2	5	9	108	120	2	34
H 00274	5315-363-666	KEY, WOODRUFF: camshaft gear		EA						*	*	*	*	*	7	2
P F 00275	2805-383-7592	LOCK, VALVE SPRING RETAIN 041022 (14351)		EA		24	6	12	24	6	12	24	288	60	2	28
F 00276	5310-596-4989	NUT, PLAIN, HEXAGON: gear cover to ed plate screw, gear cover to cylinder		EA		2	*	*	*	*	*	*	*	*	7	8
F 00277	5310-596-4989	NUT, PLAIN, HEXAGON: rocker shaft support mtg		EA		2	*	*	*	*	*	*	*	*	8	18
F 00278	5310-616-1330	NUT, PLAIN, HEXAGON: valve tappet retainer to cover screw		EA		2	*	*	*	*	*	*	*	*	10	29
H 00279	5310-269-6522	NUT, SELF-LOCKING, HEXAGON: shaft		EA		1	*	*	*	*	*	*	*	*	87	1
F 00280	5310-574-9787	NUT, SELF-LOCKING, PLATE: rocker arm shaft support stud		EA		4	*	*	*	*	*	*	*	*		
X1 00281	5330-386-3290	PACKING, PREFORMED: valve stem X1520520 (14351) (Component of GASKET, Stock No. 2815-507-4083, See Group 0100)		EA		6									2	30
P H 00282	2815-507-3983	PLATE, THRUST, CAMSHAFT 600I216 (14351)		EA		1				*	2	2	12	10	9	8
F 00283	4730-529-4842	PLUG MACHINE THREAD: rocker arm shaft		EA		2	*	*	*	*	*	*	*	*	8	1
0 00284	4730-010-3874	PLUG, PIPE: cylinder head cover breather hole		EA		1	*	*	*	*	*	*	*	*		
0 00285	4730-475-8999	PLUG, PIPE: oil filter base		EA		3	*	*	*	*	*	*	*	*	10	21

(1) SMR CODE INDEX NO.	(2) FEDERAL STOCK NUMBER	(3) DESCRIPTION REF NO. & MFR CODE USABLE ON CODE		(4) UNIT OF ISSUE	(5) QTY INC IN UNIT PACK	(6) QTY INC IN UNIT	(7) 30-DAY DS MAINT ALLOWANCE			(8) 30-DAY GS MAINT ALLOWANCE			(9) 1-YR ALL PER 100 EQP CONTIN- GENCY	(10) DEPT MAINT ALL PER 100 EQUIP	(11) ILLUS- TRATION	
							(a)	(b)	(c)	(a)	(b)	(c)			(a)	(b)
							1-20	21-50	51-100	1-20	21-50	51-100			FIG NO	ITEM NO
F 00318	5307-842-8171	STUD, PLAIN: valve tappet retainer to cover		EA		7	*	*	*	*	*	*	*		10	26
X2 F 00319		SUPPORT, ROCKER SHAFT: No.'s 1, 3, 5, and 6 T471300 (14351)		EA		1									8	7
X2 F 00320		SUPPORT, ROCKER SHAFT: No. 2 T4271200 (14351)		EA		1									8	11
X2 F 00321		SUPPORT, ROCKER SHAFT: No. 4 T4271201 (14351)		EA		1									8	10
P F 00322	2815-337-1917	TAPPET, VALVE T4271201 (14351)		EA		12	5	9	18	5	9	18	216	60	9	2
X2 F 00323	2805-830-5527	TUBE, PUSH RD T27A200 (1435)		EA		12									2	21
P F 00324	2805-353-8920	VALVE, ENGINE INTAKE T4271325 (14351)		EA		6	2	5	9	2	5	9	108	60	2	36
P F 00325	2805-353-8921	VALVE, POPPER ENGINE: exhaust T4271326 (14351)		EA		6	5	9	18	5	9	18	216	150	2	37
F 00326	5310-209-0994	WASHER, FLAT: rocker arm shat support		EA		12	*	*	*	*	*	*	*	*		
	5310-181-4233	WASHER, FLAT: tappet cover mtg		EA		9	*	*	*	*	*	*	*	*	10	22
00327 H	5310-545-4159	WASHER, LOCK: gear cover mtg		EA		1				*	*	*	*	*	7	5
00328 F	5310-011-0405	WASHER-, LOCK: gear cover to crankcase		EA		1	*	*	*	*	*	*	*	*	6	8
00329 F	5310-545-4159	WASHER-, LOCK: gear cover to cylinder and gear cover to filler block, gear cover to end plate		EA		12	*	*	*	*	*	*	*	*	6	24
00330 F	5310-545-4159	WASHER LOCK: support mtg		EA		12	*	*	*	*	*	*	*	*	8	15
00331 F	5310-545-4159	WASHER, LOCK: tappet cover screw mtg		EA		19	*	*	*	*	*	*	*	*	10	31
00332 F	5310-627-6128	WASHER, LOCK thrust plate screw to crankcase		EA		2				*	*	*	*	*	9	9
00333 F	5310-010-3319	WASHER, LOCK valve tappet retainer to cover screw		EA		6	*	*	*	*	*	*	*	*	10	28
003A3 F 00335	2815-374- 4060	WICK, ROCKER ARM H260I212 (14351) (Component of GASKET SET, Stock No. 285-562-1171, See Cup 0100)		EA		24										

(1) SMR CODE INDEX NO.	(2) FEDERAL STOCK NUMBER	(3) DESCRIPTION REF NO. & MFR CODE USABLE ON CODE		(4) UNIT OF ISSUE	(5) QTY INC IN UNIT PACK	(6) QTY INC IN UNIT	(7) 30-DAY DS MAINT ALLOWANCE			(8) 30-DAY GS MAINT ALLOWANCE			(9) 1-YR ALL PER 100 EQP CONTIN- GENCY	(10) DEPT MAINT ALL PER 100 EQUIP	(11) ILLUS- TRATION	
							(a)	(b)	(c)	(a)	(b)	(c)			(a)	(b)
							1-20	21-50	51-100	1-20	21-50	51-100			FIG NO	ITEM NO
X2 0 00353	2805-329-2816	ELBOW, AIR FILTER TO CRANKCASE X12255 (14351)		EA		1									14	6
X2 0 00354	4730-044-4040	ELBOW, PIPE: metering tube to manifold 444040 (24617)		EA		1										
12 0 00355	4730-246-9190	ELBOW, PIPE: oil filler 144133 (24617)		EA		1									13	6
F 00356	4730-277-8273	ELBOW, PIPE TO TUBE: oil tube to rocker arm shaft support		EA		1	*	*	*	*	*	*	*	*	8	21
0 00357	4730-278-4284	ELBOW, PIPE tube to metering valve		EA		1	*	*	*	*	*	*	*	*	2	7
X2 0 00358	2940-505-6714	FILTER ASSEMBLY R600L414 (14351)		EA		2										
X1 00359	2940-371-3334	BODY, OIL FILTER 5267 (73370)		EA		2									12	2
0 00360	5306-637-8665	BOLT, INTERNALLY RELIEVED: oil filter tube		EA		2	*	*	*	*	*	*	*	*	12	10
X2 0 00361	2940-393-5988	COVER ASSEMBLY: oil filter 5241 (73370)		EA		2										
0 00362	5306-396-0855	BOLT, SHOULDER: filter cover assembly		EA		2	*	*	*	*	*	*	*	*	12	4
X2 0 00363	2940-752-9093	COVER, OIL FILTER 11559 (73370)		EA		2									12	6
X2 0 00364	2940-253-7257	SPRING, HELICAL, COMPRESSION: cover assembly 11583 (73370)		EA		2									12	7
0 00365	5310-205-8972	WASHER, FLAT: cover screw		EA		2	*	*	*	*	*	*	*	*	12	5
P 0 00366	2940-141-9026	FILTER ELEMENT, FLUID PRESSURE oil filter MS35345-1 (96906)		EA		2	125	250	500	125	250	500	6000	200	12	9
X2 0 00367	2940-532-3535 11734 (73370)	PLATE, OIL FILTER HOUSING		EA		2									12	1
0 00368	4730-202-7572	PLUG, PIPE: drain		EA		2	*	*	*	*	*	*	*	*		
X1 00369	2940-350-7622	TUBE ASSEMBLY, CENTER, OIL FILTER 11733 (73370)		EA		2									12	3

(1) SMR CODE INDEX NO.	(2) FEDERAL STOCK NUMBER	(3) DESCRIPTION REF NO. & MFR CODE USABLE ON CODE		(4) UNIT OF ISSUE	(5) QTY INC IN UNIT PACK	(6) QTY INC IN UNIT	(7) 30-DAY DS MAINT ALLOWANCE			(8) 30-DAY GS MAINT ALLOWANCE			(9) 1-YR ALL PER 100 EQP CONTIN- GENCY	(10) DEPT MAINT ALL PER 100 EQUIP	(11) ILLUS- TRATION	
							(a)	(b)	(c)	(a)	(b)	(c)			(a)	(b)
							1-20	21-50	51-100	1-20	21-50	51-100			FIG NO	ITEM NO
X1 00381	5330-285-3701	GASKET: oil pressure .relief plug 1386 (14351) (Component of GASKET SET, Stock go. 2805-562-1171, See Group 0100)		EA		1									13	11
P F 00382	2805-030-0875	GASKET SET: oil pan T427T7140 (14351) (Component of GASKET SET, Stock No. 2805-562-1171, Se Group 0100)		EA		1	2	2	4	2	2	4	48	100		
X1 00383	2805-569-4213	GASKET filler block M600B345 (14351)		EA		2									15	2
X1 00384	2805-353-8911	GASKET: oil pan T4B7406 (14351)		EA		2									15	3
X1 00385	5330-599-5595	GASKET: oil pan drain plug W4B108 (14351)		EA		1									15	7
X1 00386	5330-291-6496	PACKING, MATERIAL rear bearing T427B201 (14351)		EA		2				SEE	GRP	0102				
X2 0 00387		GROMMET oil drain hose 2757792 (90785)		EA		1									16	4
X2 0 00388	4720-832-8291	HOSE, FLEXIBLE oil drain 9571 (50309)		EA		1									16	2
X2 0 00389		HOSE, FLEXIBLE: oil drain 2757718 (90785)		EA		1									16	2
X2 0 00390		HOSE, OIL DRAIN 9734 (05748)		EA		1									16	2
M 0 00391	4720-715-7591	HOSE RUBBER: oil cooler 12389 (14351) MANUFACTURE FROM:		EA		1									10	19
P 0 00392	4720-223-8735	HOSE, RUBBER (2-3/8 in. required)		FT						SEE	GRP	9501				

(1) SMR CODE INDEX NO.	(2) FEDERAL STOCK NUMBER	(3) DESCRIPTION REF NO. & MFR CODE USABLE ON CODE		(4) UNIT OF ISSUE	(5) QTY INC IN UNIT PACK	(6) QTY INC IN UNIT	(7) 30-DAY DS MAINT ALLOWANCE			(8) 30-DAY GS MAINT ALLOWANCE			(9) 1-YR ALL PER 100 EQP CONTIN- GENCY	(10) DEPT MAINT ALL PER 100 EQUIP	(11) ILLUS- TRATION	
							(a)	(b)	(c)	(a)	(b)	(c)			(a)	(b)
							1-20	21-50	51-100	1-20	21-50	51-100			FIG NO	ITEM NO
M 0 00393	2805-353-8914	LINE ASSEMBLY, METERING VALVE TO MANIFOLD T427F3010 (14351)		EA		1										
0 00394	4730-014-0682	MANUFACTURE FROM: NUT, TUBE		EA		2	*	*	*	*	*	*	*	*	2	4
P 0 00395	4710-64-0642	TUBE, STEEL (24 in. required)		FT					SEE	GRP	9501					
0 00396	4730-188-1901	NIPPLE, PIPE		EA	B	1	*	*	*	*	*	*	*	*		
0 00397	4730-625-2531	NIPPLE, PIPE: metering valve to reducing bushing		EA		1	*	*	*	*	*	*	*	*	2	8
X 0 00398	4730-196-1508	NIPPLE, PIPE: oil filler		EA		2									13	5
X2 0 00399	2815-857-0551	NUT, BREATHER TUBE: breather tube to crankcase X12385 (14351)		EA		2									14	5
F 00400	5310-596-4989	NUT, PLAIN, HEXAGON: oil pump mtg		EA		1	*	*	*	*	*	*	*	*	11	1
P 0 00401	2930-737-6329	PACKING, PREFORMED: oil cooler, water inlet X1526 (14351)		EA		1	2	2	3	2	2	3	30	100		
X2 F 00402	2805-374-4011	PAN ASSEMBLY, OIL E604000 (14351)		EA		1									15	9
X1 00403	5330-599-5595	GASKET: oil pan plug W4M108 (14351) (Component of GASKET SET, Stock No. 2815-562-1171, See Group 0100)		EA		1										
X1 00404	2805-649-8426	PLUG BOSS, OIL PAN 1600B317 (14351)		EA		1										
F 00405	4730-364-4965	PLUG, MACHINE THREAD: drain		EA		1	*	*	*	*	*	*	*	*	15	8
PF 00406	2815-507-4094	PARTS KIT, OIL PUMP T427T134 (14351)		EA		1	2	2	3	2	2	3	40	40		
X1 00407	4730-351-6356	GASKET: oil pump cover C400L231 (14351) (Component of GASKET SET, Stock No. 2805-562-1171, See Group 0100)		EA		1									11	16

(1) SMR CODE INDEX NO.	(2) FEDERAL STOCK NUMBER	(3) DESCRIPTION REF NO. & MFR CODE USABLE ON CODE		(4) UNIT OF ISSUE	(5) QTY INC IN UNIT PACK	(6) QTY INC IN UNIT	(7) 30-DAY DS MAINT ALLOWANCE			(8) 30-DAY GS MAINT ALLOWANCE			(9) 1-YR ALL PER 100 EQP CONTIN- GENCY	(10) DEPT MAINT ALL PER 100 EQUIP	(11) ILLUS- TRATION	
							(a)	(b)	(c)	(a)	(b)	(c)			(a)	(b)
							1-20	21-50	51-100	1-20	21-50	51-100			FIG NO	ITEM NO
X1 00408	2805-353-8743	GEAR, HELICAL: pump drive K600H208 (14351)		EA		1									11	5
X1 00409	2805-585-1499	GEAR, SPUR: drive 00HN214 (14351)		EA		1									11	18
00410	2805-585-9942	GEAR, SPUR: driven 00H215 (14351)		EA		1									11	9
X1 00411	5315-616-5526	KEY, WOODRUFF MS35756-8 (96906)		EA		1									11	19
X1 00412	5307-447-1449	PIN, GROOVED, HEADLESS 100L235 (14351)		EA		1									11	8
X1 00413	5315-132-8091	PIN, STRAIGHT, HEADLESS: pump gear to shaft 117018 (14351)		EA		1									11	6
X1 00414	5340-424-7125	RING, RETAINING 600L204 (14351)		EA		1									11	17
00415	2805-509-0349	SHAFT, PUMP DRIVE T427L300 (14351)		EA		1									11	7
N 21 00416	531-583780	PIN, SPRING: oil pressure relief valve		EA		1			*	*	*	*	*			1
X2 0 00417	2758468 (90785)	PLUG, SEAL		EA		1									16	6
0 00418	4730-293-7715	PLUG, MACHINE THREAD: oil pressure relief valve		EA		1	*	*	*	*	*	*	*	*	13	10
0 00419	4730-968-6129 P	UG, PIPE, MAGNETIC: oil drain		EA		1	*	*	*	*	*	*	*	*	16	7
0 00420	4730-475-8999 P	UG, PIP: oil filter adapter		EA		1	*	*	*	*	*	*	*	*	12	11
PP 00421	2805-509-0350	PUMP ASSEMBLY T427L401 (14351) (Includes components of PARTS KIT, Stock No. 2815-507-4094)		EA		1	2	2	3	2	2	3	30	25		
X1 00422		BODY ASSEMBLY, OIL PUMP T427L4010 (14351)		EA		1										

(1) SMR CODE INDEX NO.	(2) FEDERAL STOCK NUMBER	(3) DESCRIPTION REF NO. & MFR CODE USABLE ON CODE		(4) QTY UNIT OF ISSUE	(5) QTY INC IN UNIT PACK	(6) QTY INC IN UNIT	(7) 30-DAY DS MAINT ALLOWANCE			(8) 30-DAY GS MAINT ALLOWANCE			(9) 1-YR ALL PER 100 EQP CONTIN- GENCY	(10) DEPT MAINT ALL PER 100 EQUIP	(11) ILLUS- TRATION	
							(a)	(b)	(c)	(a)	(b)	(c)			(a)	(b)
							1-20	21-50	51-100	1-20	21-50	51-100			FIG NO	ITEM NO
0 00438	5305-978-9396	SCREW, CAP, SOCKET HEAD: oil cooler mtg		EA		3	*	*	*	*	*	*	*	10	18	
0 00439	5305-855-0974	SCREW, TAPPING, THREAD CUTTING: seal plate mtg		EA		2	*	*	*	*	*	*	*	16	5	
X2 H 00440	2805-393-6408	SLEEVE PUMP , SHAFT: oil pressure relief valve B600L300 (14351)		EA		1								1	20	
X2 0 00441	2815-857-0550	SLEEVE, RUBBER: tube to crankcase X12386 (14351)		EA		2								14	4	
P 0 00442	2805-664-8917	SPRING, HELICAL, COMPRESSION: relief valve M600L223 (14351)		EA		1	2	2	2	2	2	24	15	13	13	
X2 0 00443	2805-383-8939	SUPPORT, OIL LEVEL GAGE 10EL227 (14351)		EA		1								1	11	
0 00444	4730-288-9426	TEE, PIPE: metering line		EA		1	*	*	*	*	*	*	*	2	1	
X2 0 00445	2805-353-8913	TUBE, AIR CLEANER TO CRANKCASE T427F207 (14351)		EA		1								14	3	
M F 00446		TUBE ASSEMBLY: rocker arm shaft to motor block oil passage connection T427L3020 (14351) MANUFACTURE FROM: INVERTED NUT, TUBE COUPLING		EA		1										
X2 F 00447	4730-014-2430			EA		2								8	13	
P F 00448	4710-277-5525	TUBE, COPPER (6 in. required)								SEE	GRP	9501		8	14	
0 00449	4730-623-5092	TUBE CONNECTOR: tube to elbow and tube to tee		EA		2	*	*	*	*	*	*	*	2	3	
P 0 00450	2805-353-8915	VALVE, METERING cylinder head cover T427F306 (14351)		EA		1	2	2	2	2	2	24	5	2	9	
0 00451	5310-188-4233	WASHER FLAT: oil filler tube flange to cover		EA		2	*	*	*	*	*	*	*	13	8	
0 00452	5310-754-1686	WASER, FLAT: plunger adjusting		EA		1	*	*	*	*	*	*	*	13	12	
F 00453	5310-011-5548	WASHER LOCK: front and rear filler block mounting		EA		4	*	*	*	*	*	*	*	15	5	

(1) SMR CODE INDEX NO.	(2) FEDERAL STOCK NUMBER	(3) DESCRIPTION REF NO. & MFR CODE USABLE ON CODE		(4) QTY UNIT OF ISSUE	(5) QTY INC IN UNIT PACK	(6) QTY INC IN UNIT	(7) 30-DAY DS MAINT ALLOWANCE			(8) 30-DAY GS MAINT ALLOWANCE			(9) 1-YR ALL PER 100 EQP CONTIN- GENCY	(10) DEPT MAINT ALL PER 100 EQUIP	(11) ILLUS- TRATION	
							(a)	(b)	(c)	(a)	(b)	(c)			(a)	(b)
							1-20	21-50	51-100	1-20	21-50	51-100			FIG NO	ITEM NO
0 00454	5310-545-4159	WASHER, LOCK: oil cooler screw mtg		EA		4	*	*	*	*	*	*	*		10	11
0 00455	5310-010-8579	WASHER, LOCK: oil cooler to water outlet elbow		EA		2	*	*	*	*	*	*	*		10	9
0 00456	5310-010-3328	WASHER, LOCK: oil filter adapter to base		EA		4	*	*	*	*	*	*	*		12	16
F 00457	5310-545-4159	WASHER , LOCK oil pan screw mtg		EA		22	*	*	*	*	*	*	*		15	10
F 00458	5310-545-4159	WASHER , LOCK: oil pump mtg		EA		1	*	*	*	*	*	*	*		11	2
00459		0107 - ENGINE STARTING SYSTEM														
0 00460	5306-225-9089	BOLT, MACHINE: crank support to engine support	B	EA		2	*	*	*	*	*	*	*			
0 00461	5306-263-7328	BOLT, SQUARE NECK: support mtg		EA		3	*	*	*	*	*	*	*		18	5
X2 0 00462	2990-374-8575	COLLAR, STARTING CRANK 9467 (50309)	B	EA		1										
X2 C 00463	4320-377-8900	CRANK, HAND, STARTING M330-0-3000 (14351)		EA		1									18	1
X2 0 00464	2990-374-8574	FLANGE, STARTING CRA 9465 (50309)	B	EA		1										
0 00465	5310-619-3556	NUT, PLAIN, HEXAGON: crank flange to housing screw	B	EA		2	*	*	*	*	*	*	*			
0 00466	5310-582-5615	NUT, PLAIN, HELACON: crank support to engine sup- port screw	B	EA		2	*	*	*	*	*	*	*			
0 00467	5310-012-3221	NUT, PLAIN, HELAGON: support to brake		EA		3	*	*	*	*	*	*	*		18	7
0 00468	5315-658-6154	PIN, COTTER: spring, retaining		EA		1	*	*	*	*	*	*	*		1	10
0 00469	5315-290-6208	PIN, STRAIGHT, HEADLESS: extension pin retaining		EA		1	*	*	*	*	*	*	*		18	2
0 00470	5315-368-6700	PIN, STRAIGHT, HEADLESS: extension shaft		EA		1	*	*	*	*	*	*	*		18	8
0 00471	5305-068-0504	SCREW, CAP, HEXAGON HEAD: crank flange to housing	B	EA		2	*	*	*	*	*	*	*			
X2 0 00472	2990-316-7567	SHAFT, STARTING CRANK M330-200-(14351)		EA		1									18	9

(1) SMR CODE INDEX NO.	(2) FEDERAL STOCK NUMBER	(3) DESCRIPTION REF NO. & MFR CODE USABLE ON CODE		(4) QTY UNIT OF ISSUE	(5) QTY INC IN UNIT PACK	(6) QTY INC IN UNIT	(7) 30-DAY DS MAINT ALLOWANCE			(8) 30-DAY GS MAINT ALLOWANCE			(9) 1-YR ALL PER 100 EQP CONTIN- GENCY	(10) DEPT MAINT ALL PER 100 EQUIP	(11) ILLUS- TRATION		
							(a)	(b)	(c)	(a)	(b)	(c)			(a)	(b)	
							1-20	21-50	51-100	1-20	21-50	51-100			FIG NO	ITEM NO	
X2 0 00473	2990-730-6310	SHIM: starting crank support M330-0-201 (14351)		EA		1											
X2 0 00474	5340-598-7464	SPRING, HELICAL, COMPRESSION crank Y91-0-201 (14351)		EA		1									18	3	
X2 0 00475	2990-718-5474	SUPPORT, STARTNG CRANK T371-200 (14351)		EA		1									18	4	
X2 0 00476	2990-374-8578	SUPPORT, STARTING CRANK 9515 (50309)	B	EA		1											
0 00477	5310-8386056	WASHER, FLAT: crank support to engine support screw	B	EA		2	*	*	*	*	*	*	*	*			
0 00478	5310-017-4916	WASHER LOCK crank flange to housing screw	B	EA		2	*	*	*	*	*	*	*	*			
0 00479	5310-010-3320	LOCK: crank support to engine support	B	EA		2	*	*	*	*	*	*	*	*			
0 00480	5310-703-4654	WASHER, LOCK: support mtg		EA		3	*	*	*	*	*	*	*	*	18	6	
00481		0108 - MANIFOLDS															
X2 0 00482		BUSHING, REDUCING: metering valve tube to manifold 15XX13023 (14351)		EA		1											
X2 0 00483		CRAB, MANIFOLD MOUNTING K600E2001 (14351)		EA		7									17	7	
X2 0 00484		CRAB, MANIFOLD MOUNTING T427E200 (14351)		EA		1									17	3	
X1 00485	2805-393-6441	GASKET intake and exhaust manifold to cylinder mtg T427E300 (14351) (Component of GASKET SET, Stock No. 2815-507-4083, See Group 0100)		EA		1									17	1	
X2 00486		MANIFOLD ASSEMBLY, INTAKE AND EXHAUST T42474091 (14351)		EA		1											
0 00487	5306-225-8496	BOLT, MACHINE: exhaust manifold plug		EA		4	*	*	*	*	*	*	*	*	17	11	
X2 0 00488	2805-388-7824	MANIFOLD, EXHAUST: front section T427506 (14351)		EA		1									17	4	

(1) SMR CODE INDEX NO.	(2) FEDERAL STOCK NUMBER	(3) DESCRIPTION REF NO. & MFR CODE USABLE ON CODE		(4) QTY UNIT OF ISSUE	(5) QTY INC IN UNIT PACK	(6) QTY INC IN UNIT	(7) 30-DAY DS MAINT ALLOWANCE			(8) 30-DAY GS MAINT ALLOWANCE			(9) 1-YR ALL PER 100 EQP CONTIN- GENCY	(10) DEPT MAINT ALL PER 100 EQUIP	(11) ILLUS- TRATION	
							(a)	(b)	(c)	(a)	(b)	(c)			(a)	(b)
							1-20	21-50	51-100	1-20	21-50	51-100			FIG NO	ITEM NO
X2 0 00489	2805-388-7825	MANIFOLD, EXHAUST: rear section T427E507 (14351)		EA		1									17	2
X2 0 00490		MANIFOLD, INTAKE T427F409 (14351)		EA		1									17	10
0 00491	4730-010-3874	PLUG, PIPE: intake manifold		EA		1	*	*	*	*	*	*	*	*	17	8
0 00492	5310-188-4233	WASHER, FLAT: exhaust manifold plug bolt		EA		2	*	*	*	*	*	*	*	*	17	12
0 00493	5310-276-8601	NUT, PLAIN, HEXAGON manifold mtg		EA		14	*	*	*	*	*	*	*	*	17	6
X2 0 00494	5307-268-5751	STUD, PLAIN: manifold to carburetor mtg, front		EA		1										
X2 0 00495		STUD, PLAIN: manifold to caburetor mtg, rear 15XX20040 (14351)		EA		1									17	9
0 00496	5310-187-1868	WASHER, FLAT: exhaust and intake manifold		EA		6	*	*	*	*	*	*	*	*		
0 00497	5310-270-8835	WASHER, FLAT: exhaust and intake manifold to cylinder head		EA		1	*	*	*	*	*	*	*	*		
0 00498	5310-213-1164	WASHER, FLAT: intake and exhaust manifold to cylinder mtg		EA		6	*	*	*	*	*	*	*	*	17	5
00499		GROUP 03 - FUEL SYSTEM														
00500		0301 - CARBURETOR														
P OR 00501	2910-374-6036	CARBURETOR, FLOAT 0-11198B (79960) (Includes component of PARTS KIT, Stock No. 2910-371-5823, and GASKET KIT, Stock No. 2910-321-3335)		EA		1	2	3	5	2	3	5	60	3		
X1 00502		BODY, THROTTLE B2-111E8 (79960)		EA		1									19	24
X1 00503	2910-293-4256	BEARING, SLEEVE: throttle shaft CR9-3 (79960)		EA		2									19	12
X1 00504	2910-329-0112	RETAINER, THROTTLE SHAFT PACKING C116-2X3 (79960)		EA		2									19	5

(1) SMR CODE INDEX NO.	(2) FEDERAL STOCK NUMBER	(3) DESCRIPTION REF NO. & MFR CODE USABLE ON CODE		(4) QTY UNIT OF ISSUE	(5) QTY INC IN UNIT PACK	(6) QTY INC IN UNIT	(7) 30-DAY DS MAINT ALLOWANCE			(8) 30-DAY GS MAINT ALLOWANCE			(9) 1-YR ALL PER 100 EQP CONTIN- GENCY	(10) DEPT MAINT ALL PER 100 EQUIP	(11) ILLUS- TRATION	
							(a)	(b)	(c)	(a)	(b)	(c)			(a)	(b)
							1-20	21-50	51-100	1-20	21-50	51-100			FIG NO	ITEM NO
X1 00505		BOWL, FUEL B3-58H (79960)		EA		1									20	7
X1 00506	2910-354-4639	VALVE, PUMP CIECX CR41-1 (79960)		EA		1									20	4
X1 00507	2910-367-4847	BRACKET, CHOKE C109-7X7 (79960)		EA		1									20	25
X1 00508	2910-392-4818	BUSHING, SLEEVE: choke shaft C26-81 (79960)		EA		1									20	17
X1 00509	2910-392-4818	BUSHING, SLEEVE: throttle shaft C26-81 (79960)		EA		1									19	6
X1 00510	2910-424-4990	DISK, BUTTERFLY VALVE: throttle C21-54 (79960)		EA		1									19	35
X1 00511	4330-354-5015	FILTER, ELEMENT, FLUID PRESSURE: fuel filter F2X1T3 (79960)		EA		1									19	3
X1 00512	2910-354-4974	FLOAT, CARBURETOR C85-40 (79960)		EA		1									19	20
X1 00513	2910-429-5133	JET, DISCHARGE C66-33-2-80 (79960)		EA		1									20	1
X1 00514	2910-496-0019	JET, POWER AND ACCELERATING C51-15-24 (79960)		EA		1									20	13
X1 00515	2910-422-6389	JET, WELL VENT, CARBURETOR C77-18-16 (79960)		EA		1									20	2
X1 00516	2910-367-4880	LEVER, CHOKE C106-107 (79960)		EA		1									20	18
X1 00517	5305-272-5552	SCREW, MACHINE: clamp T8S8-7 (79960)		EA		1									20	27
X1 00518	5305-619-5762	SCREW, MACHINE: swivel T8S8-10 (79960)		EA		1									20	19

(1) SMR CODE INDEX NO.	(2) FEDERAL STOCK NUMBER	(3) DESCRIPTION REF NO. & MFR CODE USABLE ON CODE		(4) QTY UNIT OF ISSUE	(5) QTY INC IN UNIT PACK	(6) QTY INC IN UNIT	(7) 30-DAY DS MAINT ALLOWANCE			(8) 30-DAY GS MAINT ALLOWANCE			(9) 1-YR ALL PER 100 EQP CONTIN- GENCY	(10) DEPT MAINT ALL PER 100 EQUIP	(11) ILLUS- TRATION	
							(a)	(b)	(c)	(a)	(b)	(c)			(a)	(b)
							1-20	21-50	51-100	1-20	21-50	51-100			FIG NO	ITEM NO
X1 00519		LEVER, THROTTLE CLAMP C24-45LX9 (79960)		EA		1									19	9
X1 00520		LEVER, THROTTLE FLOATING C25-18KX3 (79960)		EA		1									19	26
X1 00521	5315-839-5820	PIN, COTTER: spring retainer CT61-4 (79960)		EA		1									19	11
X1 00522	5315-291-1484	PIN, COTTER: spring retainer T61-4 (79960)		EA		1									20	22
X1 00523	5315-238-1587	PIN, TAPERED, PLAIN: thrust washer CT63-9 (79960)		EA		1									20	6
X1 00524		PLATE, CHOKE C102-25 (79960)		EA		1									20	28
X1 00525	2910-605-5329	PLUG, FUEL FILTER C138-46 (79960)		EA		1									19	1
X1 00526	4730-045-8864	PLUG, MACHINE THREAD: main jet passage C138-42 (79960)		EA		1									20	15
X1 00527	4730-517-5315	PLUG, MACHINE THREAD: power and accelerator jet passage C138-23 (79960)		EA		1									20	11
X1 00528	4730-278-3397	PLUG, PIPE: bowl drain		EA		1									20	16
X1 00529	2910-367-4912	RETAINER: LEVER SPRING CR115-10 (79960)		EA		1									19	8
X1 00530	2910-367-4912	RETAINER, VALVE SPRING: lever CR115-10 (79960)		EA		1									20	21
X1 00531	5305-813-9608	SCREW, MACHINE: bracket clamp T1S8-10 (79960)		EA		1									20	23
X1 00532	5305-272-5042	SCREW, MACHINE: choke plate C136-3 (79960)		EA		2									20	29
X1 00533	5305-276-8500	SCREW, MACHINE: lever clamp T8S10-9 (79960)		EA		1									19	10

(1) SMR CODE INDEX NO.	(2) FEDERAL STOCK NUMBER	(3) DESCRIPTION REF NO. & MFR CODE USABLE ON CODE		(4) QTY UNIT OF ISSUE	(5) QTY INC IN UNIT PACK	(6) QTY INC IN UNIT	(7) 30-DAY DS MAINT ALLOWANCE			(8) 30-DAY GS MAINT ALLOWANCE			(9) 1-YR ALL PER 100 EQP CONTIN- GENCY	(10) DEPT MAINT ALL PER 100 EQUIP	(11) ILLUS- TRATION	
							(a)	(b)	(c)	(a)	(b)	(c)			(a)	(b)
							1-20	21-50	51-100	1-20	21-50	51-100			FIG NO	ITEM NO
X1 00534	5305-367-4219	SCREW, MACHINE: vacuum chamber C138-38 (79960)		EA		1									19	13
X1 00535	2910-522-5406	SCREW, TUBE CLAMP T4S10-8 (79960)		EA											20	24
X1 00536	2910-378-2994	SHAFT AND LEVER THROTTLE: stop C29-1006 (79960)		EA		1										
X1 00537	2910-360-6877	LEVER, STOP: throttle CR28-28 (79960)		EA		1									19	30
X1 00538	5315-238-1587	PIN, TAPERED, PLAIN: stop lever CT63-9 (79960)		EA		1										
X1 00539	5315-392-6732	PIN, THROTTLE SHAFT C121-12 (79960)		EA		1									19	32
X1 00540	5305-813-9608	SCREW, MACHINE: stop lever T1S8-10 (79960)		EA		1									19	31
X1 00541		SHAFT, THROTTLE C23-521 (79960)		EA		1									19	33
X1 00542	2910-367-4935	SHAFT AND PIN, CHOKE C105-102 (79960)		EA		1									20	26
X1 00543	5340-270-8857	SPACER, SIZE: choke shaft thrust C130-4 (79960)		EA		1									20	5
X1 00544	2910-367-3621	SPRING, HELICAL, COMPRESSION adjusting needle C111-17 (79960)		EA		1									19	15
X1 00545	5315-392-6732	PIN, CHOKE SHAFT C121-12 (79960)		EA		1										
X1 00546	5340-598-7809	SPRING, HELICAL, TORSION: choke lever C117-27 (79960)		EA		1									20	20
X1 00547	2910-598-9069	SPRING, THROTTLE LEVER C117-13 (79960)		EA		1									19	7
X1 00548	2910-508-6486	STOP, FLOATING LEVER C25-98X3 (79960)		EA		1									19	28

(1) SMR CODE INDEX NO.	(2) FEDERAL STOCK NUMBER	(3) DESCRIPTION REF NO. & MFR CODE USABLE ON CODE		(4) QTY UNIT OF ISSUE	(5) QTY INC IN UNIT PACK	(6) QTY INC IN UNIT	(7) 30-DAY DS MAINT ALLOWANCE			(8) 30-DAY GS MAINT ALLOWANCE			(9) 1-YR ALL PER 100 EQP CONTIN- GENCY	(10) DEPT MAINT ALL PER 100 EQUIP	(11) ILLUS- TRATION	
							(a)	(b)	(c)	(a)	(b)	(c)			(a)	(b)
							1-20	21-50	51-100	1-20	21-50	51-100			FIG NO	ITEM NO
X1 00549	5310-298-9261	NUT, PLAIN, HEXAGON: clamp screw T22S10 (79960)		EA		1									19	27
X1 00550		SCREW, STOP CLAMP T1S10-12 (79960)		EA		1									19	29
X1 00551		VENTURI 838-32-32 (79960)		EA		1									19	22
P 0 00552	2910-321-3335	GASKET AND WASHER SET: carburetor C181-73 (79960)		EA		1	4	8	15	4	8	5	180	100		
X1 00553	2910-176-4106	GASKET: bowl to body C142-22 (79960)		EA		1									19	21
X1 00554	5330-292-3412	WASHER, discharge jet T56-14 (79960)		EA		1									20	30
X1 00555	5330-286-9112	WASHER, NONMETALLIC: filter head T56-3 (79960)		EA		1									19	2
X1 00556	5330-176-4123	WASHER, NONMETALLIC: fuel valve seat T56-23 (79960)		EA		1									20	14
X1 00557	5330-291-9873	WASHER, NONMETALLIC: main jet T56-48 (79960)		EA		1									20	8
X1 00558	5330-358-5681	WASHER, NONMETALLIC: main passage plug T56-10 (79960)		EA		1									20	10
X1 00559	5330-176-4123	WASHER, NONMETALLIC: passage plug T56-23 (79960)		EA		1									19	18
X1 00560	5330-358-5683	WASHER, NONMETALLIC: power accelerator jet T56-24 (79960)		EA		1									20	12
P 0 00561	2805-190-4220	GASKET: carburetor to manifold E600S210 (14351)		EA		1				SEE	GRP	9901			19	37
0 00562	5310-012-3221	NUT, PLAIN, HEXAGON: carburetor to manifold		EA		2	*	*	*	*	*	*	*	*		
P F 00563	2910-371-5823	PARTS KIT, CARBURETOR K11198 (79960)		EA		1	4	8	15	4	8	15	180	50		

(1) SMR CODE INDEX NO.	(2) FEDERAL STOCK NUMBER	(3) DESCRIPTION REF NO. & MFR CODE USABLE ON CODE		(4) QTY UNIT OF ISSUE	(5) QTY INC IN UNIT PACK	(6) QTY INC IN UNIT	(7) 30-DAY DS MAINT ALLOWANCE			(8) 30-DAY GS MAINT ALLOWANCE			(9) 1-YR ALL PER 100 EQP CONTIN- GENCY	(10) DEPT MAINT ALL PER 100 EQUIP	(11) ILLUS- TRATION	
							(a)	(b)	(c)	(a)	(b)	(c)			(a)	(b)
							1-20	21-50	51-100	1-20	21-50	51-100			FIG NO	ITEM NO
X1 00564	5330-362-7556	FELT, MECHANICAL, PREFORMED: shaft CT57-8 (79960)		EA		2									19	4
X1 00565	2910-354-4854	JET, IDLER, CARBURETOR C55-7-15 (79960)		EA		1									19	17
X1 00566	2910-354-4785	JET, MAIN C52-13-31 (79960)		EA		1									20	9
X1 00567	2910-176-7147	NEEDLE, ADJUSTING: idle C46-38 (79960)		EA		1									19	16
X1 00568	5315-362-9070	PIN, STRAIGHT, HEADLESS: float C120-15 (79960)		EA		1									19	14
X1 00569	2910-774-3736	PISTON ASSEMBLY, ACCELERATING C36-52X3 (79960)		EA		1									19	23
X1 00570	5305-638-3378	SCREW, ASSEMBLED WASHER: bowl to body T301S25-12 (79960)		EA		6									19	34
X1 00571	5305-285-5269	SCREW, ASSEMBLED WASHER: venturi T301S8-6 (79960)		EA		1									19	25
X1 00572	2910-734-7386	SCREW, VALVE PLATE: throttle C136-13 (79960)		EA		2									19	36
X1 00573	2910-364-6862	VALVE FLOAT, CARBURETOR C81-1-40 (79960)		EA		1									19	19
X1 00574	2805-700-5481	VALVE, POWR JET C97-10-11 (79960)		EA		1									20	3
0 00575 00576	5310-261-7340	WASHER, LOCK: carburetor to manifold 0302 - FUEL PUMPS		EA		2	*	*	*	*	*	*	*	*		
P 0 00577	2805-317-6470	GASKET, fuel pump mtg 16EV201 (14351)		EA		1	4	8	15	4	8	15	180	100	21	2
0 00578	5310-543-2629	NUT, PLAIN, HEXAGON: fuel pump mtg		EA		2	*	*	*	*	*	*	*	*	21	4
P 0 00579	2910-371-4733	PUMP FUEL 1539636 (70040)		EA		1	4	8	15	4	8	15	180	5	21	1

(1) SMR CODE INDEX NO.	(2) FEDERAL STOCK NUMBER	(3) DESCRIPTION REF NO. & MFR CODE USABLE ON CODE		(4) QTY UNIT OF ISSUE	(5) QTY INC IN UNIT PACK	(6) QTY INC IN UNIT	(7) 30-DAY DS MAINT ALLOWANCE			(8) 30-DAY GS MAINT ALLOWANCE			(9) 1-YR ALL PER 100 EQP CONTIN- GENCY	(10) DEPT MAINT ALL PER 100 EQUIP	(11) ILLUS- TRATION	
							(a)	(b)	(c)	(a)	(b)	(c)			(a)	(b)
							1-20	21-50	51-100	1-20	21-50	51-100			FIG NO	ITEM NO
P 0 00580	2910-288-0403	BOWL, SEDIMENT. FUEL: glass 5590156 (70040)		EA		1	4	8	15	4	8	15	180	10	21	6
P 0 00581	5330-291-9825	WASHER, NONMETALLIC: fuel pump bowl 5590037 (70040)		EA		1	4	8	15	4	8	15	180	100	21	5
0 00582 00583	5310-012-0638	WASHER, LOCK: fuel pump mtg 0304 - AIR CLEANER		EA		2	*	*	*	*	*	*	*	*	21	3
X2 0 00584	2940-351-9601	AIR CLEANER, INTAKE E7975 (18265)	AC	EA		1										
X1 00585		BODY ASSEMBLY: air cleaner P9136 (18265)	AC	EA		1									26	16
X2 0 00586	2940-3S3-4964	CLAMP ASSEMBLY, OIL CUP P2989 (18265)	AC	EA		1										
X2 0 00587	5306-367-6180	BOLT, SPECIAL: body clamp P16516 (18265)	AC	EA		1									26	11
X2 0 00588	2940-367-6182	CLAMP, BODY P3002 (18265)	AC	EA		1									26	13
0 00589	5310-208-1972	NUT, PLAIN, SQUARE: body clamp	AC	EA		1	*	*	*	*	*	*	*	*	26	15
0 00590	5310-350-2793	WASHER, FLAT: body clamp	AC	EA		1	*	*	*	*	*	*	*	*	26	14
X2 0 00591	2940-358-4534	CUP, OIL, AIR CLEANER P6698 (18265)	AC	EA		1									26	12
X2 0 00592	2940-351-9600	AIR CLEANER INTAKE E774 (18265)	B	EA		1									26	
X1 00593		BODY ASSEMBLY air cleaner P7162 (18265)	B	EA		1									26	16
X2 0 00594	2940-522-5969	CLAMP ASSMBLY: cleaner body P3134 (18265)		B		EA	1									
X2 0 00595	5306-367-6180	BOLT, SPECIAL: body clamp P16516 (18265)	B	EA		1									26	11

(1) SMR CODE INDEX NO.	(2) FEDERAL STOCK NUMBER	(3) DESCRIPTION REF NO. & MFR CODE USABLE ON CODE		(4) QTY UNIT OF ISSUE	(5) QTY INC IN UNIT PACK	(6) QTY INC IN UNIT	(7) 30-DAY DS MAINT ALLOWANCE			(8) 30-DAY GS MAINT ALLOWANCE			(9) 1-YR ALL PER 100 EQP CONTIN- GENCY	(10) DEPT MAINT ALL PER 100 EQUIP	(11) ILLUS- TRATION	
							(a)	(b)	(c)	(a)	(b)	(c)			(a)	(b)
							1-20	21-50	51-100	1-20	21-50	51-100			FIG NO	ITEM NO
X2 0 00596	2940-367-6182	CLAMP, BODY P3002 (18265)	B	EA		1									26	13
0 00597	5310-208-1972	NUT, PLAIN, SQUARE: body clamp	B	EA		1	*	*	*	*	*	*	*	*	26	15
0 00598	5310-350-2793	WASHER, FLAT: body clamp	B	EA		1	*	*	*	*	*	*	*	*	26	14
X2 0 00599	2940-358-4534	CUP, OIL, AIR CLEANER P6698 (18265)	B	EA		1									26	12
X2 0 00600		BAND ASSEMBLY: cleaner mtg P6164 (18265)		EA		2										
X1 00601		BAND: cleaner to bracket P2029 (18265)		EA		2									26	6
0 00602	5310-208-1972	NUT, PLAIN, SQUARE: band		EA		2	*	*	*	*	*	*	*	*	26	10
0 00603	5305-582-6646	SCREW, MACHINE: band		EA		2	*	*	*	*	*	*	*	*	26	9
X2 0 00604	5305-225-9087	BOLT, MACHINE: air cleaner bracket	A	EA		4									26	4
0 00605	5306-225-8496	BOLT, MACHINE: air cleaner bracket to coupling guard	C	EA		4	*	*	*	*	*	*	*	*	26	4
0 00606	5306-225-9087	BOLT, MACHINE: air cleaner to side panel	B	EA		2	*	*	*	*	*	*	*	*	26	4
X2 0 00607	4730-358-5965	CLAMP, HOSE: cleaner hose to carburetor, and cleaner hose to housing AP6081 (09367)	AB	EA		4									26	2
X2 0 00608		CLAMP, HOSE: v/screw QF100M40S (90785)	C	EA		4									26	2
X2 0 00609	2940-374-8576	DUCT, AIR 9478 (50309)	B	EA		1									26	1
X2 0 00610		HOSE, AIR CLEANER CWSDD410S (90785)	C	EA		1							10		26	3
X2 0 00611	2940-732-1182	HOSE, PREFORMED: cleaner to carburetor 9657 (05748)	A	EA		1									26	3

(1) SMR CODE INDEX NO.	(2) FEDERAL STOCK NUMBER	(3) DESCRIPTION REF NO. & MFR CODE USABLE ON CODE		(4) QTY UNIT OF ISSUE	(5) QTY INC IN UNIT PACK	(6) QTY INC IN UNIT	(7) 30-DAY DS MAINT ALLOWANCE			(8) 30-DAY GS MAINT ALLOWANCE			(9) 1-YR ALL PER 100 EQP CONTIN- GENCY	(10) DEPT MAINT ALL PER 100 EQUIP	(11) ILLUS- TRATION	
							(a)	(b)	(c)	(a)	(b)	(c)			(a)	(b)
							1-20	21-50	51-100	1-20	21-50	51-100			FIG NO	ITEM NO
P 0 00612	4720-278-8593	HOSE, RUBBER: air cleaner to carburetor 9499 (50309)	B	EA		2	2	3	5	2	3	5	60	50	26	3
0 00613	5310-543-2629	NUT, PLAIN, HEXAGON: air cleaner bracket to coupling guard screw	C	EA		4	*	*	*	*	*	*	*	*	26	8
0 00614	5310-194-8191	NUT, PLAIN, HEXAGON: air cleaner bracket to guard screw	A	EA		4	*	*	.	*	*		26			8
0 00615	5310-582-5615	NUT, PLAIN, HEXAGON: air cleaner to side panel screw	B	EA		2	a	a	*	s	.	a	*	.	26	8
X2 0 00616		RING, CARBURETOR: carburetor inlet to air cleaner hose 2757747 (05748)	AC	EA		1									26	1
0 00617	5310-838-6056	WASHER, FLAT: air cleaner bracket to coupling guard screw	C	EA		4	*	*	*	*	*	*	*	*	26	7
0 00618	5310-010-3320	WASRN, LOCK: air cleaner bracket to coupling guard screw	C	EA		4	*	*	*	*	*	*	*	*	26	5
0 00619	5310-010-3319	WASHER, LOCK: air cleaner bracket to guard screw	A	EA		4	*	*	*	*	*	*	*	*	26	5
0 00620	5310-010-3320	WASHER, LOCK: air cleaner to aide panel screw	B	EA		2	*	*	*	*	*	*	*	*	26	5
00621		0306 - TANKS, LINES, FITTINGS														
0 00622	4730-142-2177	ADAPTER, STRAIGHT, PIPE TO TUBE		EA		1	*	*	*	*	*	*	*	*		
0 00623	4730-26-0536	ADAPTER, STRAIGHT, PIPE TO TUBE		EA		1	*	*	*	*	*	*	*	*		
X2 0 00624	4730-266-0537	ADAPTER, STRAIGHT, PIPE TO TUBE 48X6A (79470)	C	EA		1									48	9
0 00625	5306-051-4076	BOLT, MACHINE: tank to base	B	EA		7	*	*	*	*	*	*	*	*	27	10
0 00626	4730-277-1895	BUSHING, PIPE		EA		1	*	*	*	*	*	*	*	*		
0 00627	4730-202-6671	BUSHING, PIPE	B	EA		1	*	*	*	*	*	*	*	*		
0 00628	4730-382-7583	BUSHING, PIPE	C	EA		1	*	*	*	*	*	*	*	*	48	4
0 00629	4730-202-6663	BUSHING, PIPE: level control to elbow	A	EA		1	*	*	*	*	*	*	*	*		

(1) SMR CODE INDEX NO.	(2) FEDERAL STOCK NUMBER	(3) DESCRIPTION REF NO. & MFR CODE USABLE ON CODE		(4) QTY UNIT OF ISSUE	(5) QTY INC IN UNIT PACK	(6) QTY INC IN UNIT	(7) 30-DAY DS MAINT ALLOWANCE			(8) 30-DAY GS MAINT ALLOWANCE			(9) 1-YR ALL PER 100 EQP CONTIN- GENCY	(10) DEPT MAINT ALL PER 100 EQUIP	(11) ILLUS- TRATION	
							(a)	(b)	(c)	(a)	(b)	(c)			(a)	(b)
							1-20	21-50	51-100	1-20	21-50	51-100			FIG NO	ITEM NO
X2 0 00630	2910-529-8580	CAP, FILLER: fuel tank 1E2342 (50309)		EA		1									27	3
X2 0 00631		CHAIN: fuel tank to cap 9484 (05748)	A	EA		1										
0 00632	4730-277-8265	ELBOW, PIPE		EA		1	*	*	*	*	*	*	*	*		
X2 0 00633	4730-249-1478	ELBOW, PIPE 144129 (24617)	A	EA		1										
0 00634	4730-288-9440	ELBOW, PIPE TO TUBE		EA		1	*	*	*	*	*	*	*	*		
0 00635	4730-595-4681	ELBOW, PIPE TO TUBE		EA		3	*	*	*	*	*	*	*	*		
0 00636	4730-554-8138	ELBOW, PIPE TO TUBE	C	EA		2	*	*	*	*	*	*	*	*	48	3
X2 0 00637	2910-374-8580	FILLER ASSEMBLY, FUEL TANK: automatic 9559 (50309)	B	EA		1									27	6
X1 00638		ARM, FLOAT 9552 (50309)	B	EA		1										
X1 00639		BODY, FLOAT VALVE 9569 (50309)	B	EA		1										
X1 00640		FLOAT: cork 9529 (50309)	B	EA		1										
X1 00641		RIVET, TUBULAR 9553 (50309)	B	EA		1										
X1 00642		VALVE AND SEAT 081-1-40 (50309)	B	EA		1										
X1 00643		WASHER, FIBER 756-23 (50309)	B	EA		1										
X2 0 00644		FILLER NECK CD1299 (50309)	B	EA		1										
X2 0 00645		FITTING, BULKHEAD 9538 (50309)	B	EA		1										
X2 F 00646		FUEL TANK 9525SA (05748)	A	EA		1									27	7

(1) SMR CODE INDEX NO.	(2) FEDERAL STOCK NUMBER	(3) DESCRIPTION REF NO. & MFR CODE USABLE ON CODE		(4) QTY UNIT OF ISSUE	(5) QTY INC IN UNIT PACK	(6) QTY INC IN UNIT	(7) 30-DAY DS MAINT ALLOWANCE			(8) 30-DAY GS MAINT ALLOWANCE			(9) 1-YR ALL PER 100 EQP CONTIN- GENCY	(10) DEPT MAINT ALL PER 100 EQUIP	(11) ILLUS- TRATION		
							(a)	(b)	(c)	(a)	(b)	(c)			(a)	(b)	
							1-20	21-50	51-100	1-20	21-50	51-100			FIG NO	ITEM NO	
X2 0 00647		GROMMET, RUBBER: pump mount to fuel line through passage 9481 (05748)	A	EA		4											
0 00648	4730-204-1993	NIPPLE, PIPE	C	EA		1	*	*	*	*	*	*	*	*	48	7	
0 00649	4730-265-6910	NIPPLE, TUBE		EA		1	*	*	*	*	*	*	*	*	27	1	
0 00650	5310-595-9647	NUT, STAMPED	B	EA		2	*	*	*	*	*	*	*	*			
0 00651	4730-902-8990	NUT, TUBE COUPLING	C	EA		4	*	*	*	*	*	*	*	*	48	1	
0 00652	4730-359-3872	PLUG, PIPE	B	EA		1	*	*	*	*	*	*	*	*	27	8	
0 00653	4730-011-3175	PLUG, PIPE	C	EA		1	*	*	*	*	*	*	*	*	48	11	
0 00654	4730-289-5176	PLUG, PIPE: fuel tank	AC	EA		1	*	*	*	*	*	*	*	*	27	8	
X2 0 00655	2910-392-4953	RISER, FUEL TANK 8805 (50309)	B	EA		1											
M 0 00656		RUBBER STRIP 9122 (50309) MANUFACTURE FROM:	B	EA		1											
P 0 00657	5330-202-4061	RUBBER SHEET, SOLID (24 in. required)	B	FT			*	*	*	*	*	*	10	10			
M 0 00658		RUBBER STRIP 9123 (50309) MANUFACTURE FROM:	B	EA		2											
P 0 00659	5330-202-4061	RUBBER SHEET, SOLID (12 in. required for each RUBBER STRIP)	B	FT		*	*	*	*	*	*	*	10	10			
0 00660	5305-269-3211	SCREW, CAP, HEXAGON HEAD: fuel tank to skid	A	EA		7	*	*	*	*	*	*	*	*	27	10	
0 00661	5305-269-3211	SCREW, CAP, HEXAGON HEAD: fuel tank to skid	C	EA		7	*	*	*	*	*	*	*	*	27	10	
X2 0 00662	2910-353-0609	STRAINER, FLEET, SEDIMENT 9483SA (05748)	A	EA		1									27	4	
X2 0 00663	2940-374-8573	STRAINER, ELMET, SEDIMENT 9463 (50309)	C	A		1									27	4	

(1) SMR CODE INDEX NO.	(2) FEDERAL STOCK NUMBER	(3) DESCRIPTION REF NO. & MFR CODE USABLE ON CODE		(4) QTY UNIT OF ISSUE	(5) QTY INC IN UNIT PACK	(6) QTY INC IN UNIT	(7) 30-DAY DS MAINT ALLOWANCE			(8) 30-DAY GS MAINT ALLOWANCE			(9) 1-YR ALL PER 100 EQP CONTIN- GENCY	(10) DEPT MAINT ALL PER 100 EQUIP	(11) ILLUS- TRATION	
							(a)	(b)	(c)	(a)	(b)	(c)			(a)	(b)
							1-20	21-50	51-100	1-20	21-50	51-100			FIG NO	ITEM NO
X2 0 00664	2940-374-8573	STRAINER, FUEL TANK 9463 (50309)	B	EA		1									27	4
X2 F 00665	2910-374-8563	TANK, FUEL 9278 (50309)	B	A		1									27	7
X2 F 00666		TANK, FUEL D8293-8A(90785)	C	EA		1									27	7
X2 0 00667	4730-289-2876	TEE, PIPE 101B1-8 (30327)	C	EA		1									48	8
M 0 00668		TUBE MANUFACTURE FROM:	B	EA		1										
P 0 00669	4710-277-5526	TUBE, COPPER (40 in. required)	B	FT			*	*	*	*	*	*	15	15		
M 0 00670		TUBE MANUFACTURE FROM:	B	EA		1										
P 0 00671	4710-277-5526	TUBE, COPPER (14 in. required)	B	FT			*	*	*	*	*	*	5	5		
M 0 00672		TUBE MANUFACTURE FROM:	B	EA		1										
P 0 00673	4710-277-5526	TUBE, COPPER (38-1/2 in. required)	B	FT			*	*	*	*	*	*	15	15		
M 0 00674		TUBE MANUFACTURE FROM:	B	EA		1										
P 0 00675	4710-277-5526	TUBE, COPPER (8-1/8 in. Required)	B	FT			*	*	*	*	*	*	3	3		
M 0 00676		TUBE, INLET MANUFACTURE FROM:	C	EA		1									48	2
P 0 00677	4710-277-5527	TUBE, COPPER (24 in. required)	C	FT			*	*	*	*	*	*	10	10		

(1) SMR CODE INDEX NO.	(2) FEDERAL STOCK NUMBER	(3) DESCRIPTION REF NO. & MFR CODE USABLE ON CODE		(4) QTY UNIT OF ISSUE	(5) QTY INC IN UNIT PACK	(6) QTY INC IN UNIT	(7) 30-DAY DS MAINT ALLOWANCE			(8) 30-DAY GS MAINT ALLOWANCE			(9) 1-YR ALL PER 100 EQP CONTIN- GENCY	(10) DEPT MAINT ALL PER 100 EQUIP	(11) ILLUS- TRATION	
							(a)	(b)	(c)	(a)	(b)	(c)			(a)	(b)
							1-20	21-50	51-100	1-20	21-50	51-100			FIG NO	ITEM NO
M 0 00678		TUBE, OUTLET MANUFACTURE FROM:	C	EA		1									48	10
P 0 00679	4710-277-5527	TUBE, COPPER (30 in. required)	C	FT			*	*	*	*	*	*	10	10		
M 0 00680		TUBING MANUFACTURE FROM:	B	EA		1										
P 0 00681	4710-277-5527	TUBE, COPPER (9 in. required)	B	FT			*	*	*	*	*	*	3	3		
X2 0 00682	2910-213-1046	VALVE, FLOAT: fuel level and automatic filler 9526SA (05748)	AB	EA		1									27	6
P 0 00683	4820-287-5627	VALVE, FUEL: shutoff 700 (79740)	A	EA		1	*	2	2	*	2	2	12	5	27	2
X2 0 00684	4820-287-5627	VALVE, FUEL: shutoff 700 (79470)	BC	EA		1									27	2
0 00685	5310-011-5549	WASHER, LOCK: fuel tank to skid	AC	EA		7	*	*	*	*	*	*	*	*	27	9
0 00686 00687	5310-012-0214	WASHER, LOCK: tank to base 0308 - ENGINE SPEED GOVERNOR AND CONTROLS	B	EA		7	*	*	*	*	*	*	*	*	27	9
X2 0 00688	6115-314-4051	ANCHOR CABLE 9619 (50309)	B	EA		1										
P 0 00689	6115-333-4073	BUSHING, THROTTLE ANCHOR: throttle anchor 9609 (50309)	B	EA		1	2	2	3	2	2	3	30	10		
0 00690	5310-298-9261	NUT, PLAIN, HEXAGON	B	EA		1	*	*	*	*	*	*	*	*		
0 00691	5305-440-0065	SCREW, MACHINE: throttle anchor	B	EA		1	*	*	*	*	*	*	*	*		
0 00692	5310-050-2331	WASHER, FLAT	B	EA		1	*	*	*	*	*	*	*	*		
0 00693	5310-330-5658	WASHER, SPRING, TENSION	B	EA		1	*	*	*	*	*	*	*	*		
0 00694	5306-225-8497	BOLT, MACHINE: anchor casing to engine block	B	EA		1	*	*	*	*	*	*	*	*		

(1) SMR CODE INDEX NO.	(2) FEDERAL STOCK NUMBER	(3) DESCRIPTION REF NO. & MFR CODE USABLE ON CODE		(4) QTY UNIT OF ISSUE	(5) QTY INC IN UNIT PACK	(6) QTY INC IN UNIT	(7) 30-DAY DS MAINT ALLOWANCE			(8) 30-DAY GS MAINT ALLOWANCE			(9) 1-YR ALL PER 100 EQP CONTIN- GENCY	(10) DEPT MAINT ALL PER 100 EQUIP	(11) ILLUS- TRATION	
							(a)	(b)	(c)	(a)	(b)	(c)			(a)	(b)
							1-20	21-50	51-100	1-20	21-50	51-100			FIG NO	ITEM NO
X2 0 00695	2990-395-4753	BRACKET, GOVERNOR: casing anchor 9612 (50309)	B	EA		1										
X2 0 00696	2990-374-8582	CLAMP, ANCHOR 9613 (5039)	B	EA		1										
X2 0 00697	2990-368-6717	COVER PLATE, ACCESS: governor F400S201 (14351)		EA		1										
P 0 00698	2990-358-4785	GASKET: governor flange F400S202 (14351)		EA		1	3	5	10	3	5	10	120	100		
P 0 00699	5330-454-9654	GASKET: governor mtg 25800 (79150)		EA		1	2	3	5	2	3	5	60	100	22	21
X1 00700	5330-190-4221	GASKET: governor to gear cover X318 (14351) (Component of GASKET SET, Stock No. 2805-562-1171, See group 0100)		EA		1										
P 0 00701	2990-354-2932	GOVERNOR, GASOLINE ENGINE 9CMA1008 (76446)		EA		1	2	2	3	2	2	3	30	2		
X1 00702	2805-358-4336	BASE, HOUSING A1201G (76446)		EA		1									22	23
C F 00703	3110-275-0010	BEARING BALL ANNULAR A1303C (76446)		EA		2	*	*	*	*	*	*	*	*	22	3
C F 00704	3110-144-8494	BEARING, BALL, ANNULAR A1202 (76446)		EA		1	*	*	*	*	*	*	*	*	22	20
C F 00705	3110-157-0439	BEARING, BALL, THRUST A1540A (76446)		EA		1	*	*	*	*	*	*	*	*	22	10
C F 00706	3120-354-2925	BEARING, ROLLER, NEEDLE A1308A (76446)		EA		1	*	*	*	*	*	*	*	*	22	6
C F 00707	5306-281-5315	BOLT, SHOULDER A1418A (76446)		EA		1	*	*	*	*	*	*	*	*		
C F 00708	2805-358-4664	FORK, TAKEOFF SHAFT A1402 (76446)		EA		1	*	*	*	*	*	*	*	*	22	7

(1) SMR CODE INDEX NO.	(2) FEDERAL STOCK NUMBER	(3) DESCRIPTION REF NO. & MFR CODE USABLE ON CODE		(4) QTY UNIT OF ISSUE	(5) QTY INC IN UNIT PACK	(6) QTY INC IN UNIT	(7) 30-DAY DS MAINT ALLOWANCE			(8) 30-DAY GS MAINT ALLOWANCE			(9) 1-YR ALL PER 100 EQP CONTIN- GENCY	(10) DEPT MAINT ALL PER 100 EQUIP	(11) ILLUS- TRATION	
							(a)	(b)	(c)	(a)	(b)	(c)			(a)	(b)
							1-20	21-50	51-100	1-20	21-50	51-100			FIG NO	ITEM NO
C F 00709	2990-354-2921	GEAR, SPUR A1111F2 (76446)		EA		1	*	*	*	*	*	*	*	*	22	24
X1 00710		HOUSING A1301D2 (76446)		EA		1									22	1
C F 0011	5315-798-8931	KEY, WOODRUFF 74172S (76446)		EA		1	*	*	*	*	*	*	*	*	22	27
C F 00712	2990-374-5323	LEVER ASSEMBLY, THROTTLE CONTOL A1400G (76446)		EA		1	*	*	*	*	*	*	*	*		
C F 00713	2990-374-5326	LEVER, TAKEOFF THROTTLE CONTROL A1411E2 (76446)		EA		1	*	*	*	*	*	*	*	*	22	36
C F 00714	5315-841-4442	PIN, SPRING A1502A (76446)		EA		1	*	*	*	*	*	*	*	*	22	29
C F 00715	2990-374-5324	SHAFT, TAKEOFF A1401B (76446)		EA		1	*	*	*	*	*	*	*	*	22	32
C F 00716	2990-374-5326	LEVER, PIVOT A1411E2 (76446)		EA		1	*	*	*	*	*	*	*	*		
C F 00717	5310-266-0458	NUT, PLAIN, HEAGON: check 33796S7		EA		2	*	*	*	*	*	*	*	*		
C F 00718	5310-543-2629	NUT, PLAIN, HEXAGON: check 102634 (00000)		EA		2	*	*	*	*	*	*	*	*	22	35
C F 00719	5310-639-1050	NUT, PLAIN, HEXAGON: check 33927S (76446)		EA		1	*	*	*	*	*	*	*	*	22	26
C F 00720	5315-374-5327	PIN, STRAIGHT, THREADED A146A (76446)		EA		1	*	*	*	*	*	*	*	*	22	33
C F 00721	5340-286-6584	PLUG, EXPANSION		EA		1	*	*	*	*	*	*	*	*	22	5
C F 00722	5306-151-1414	SCREW, ADJUSTMENT AN4-22A (88044)		EA		1	*	*	*	*	*	*	*	*		
C F 00723	5305-267-8957	SCREW, CAP, HEXAGON HEAD: adjustment 454855 (00000)		EA		1	*	*	*	*	*	*	*	*		

(1) SMR CODE INDEX NO.	(2) FEDERAL STOCK NUMBER	(3) DESCRIPTION REF NO. & MFR CODE USABLE ON CODE		(4) QTY UNIT OF ISSUE	(5) QTY INC IN UNIT PACK	(6) QTY INC IN UNIT	(7) 30-DAY DS MAINT ALLOWANCE			(8) 30-DAY GS MAINT ALLOWANCE			(9) 1-YR ALL PER 100 EQP CONTIN- GENCY	(10) DEPT MAINT ALL PER 100 EQUIP	(11) ILLUS- TRATION	
							(a)	(b)	(c)	(a)	(b)	(c)			(a)	(b)
							1-20	21-50	51-100	1-20	21-50	51-100			FIG NO	ITEM NO
C F 00724	5305-799-0889	SCREW, MACHINE: bearing to base, base to housing 3818357 (76446)		EA		2	*	*	*	*	*	*	*	*	22	22
C F 00725	5305-543-2753	SCREW, MACHINE: fork 100659 (24617)		EA		2	*	*	*	*	*	*	*	*	22	9
C F 00726	2990-641-3739	SEAL, PLAIN ENCASED: oil A1302A (76446)		EA		1	*	*	*	*	*	*	*	*	22	31
C F 00727	2990-374-5334	SHAFT ASSEMBLY, DRIVE MAIN A1520 (76446)		EA		1	*	*	*	*	*	*	*	*		
C F 00728	5315-839-2325	PIN, COTTER 72000S (23040)		EA		2	*	*	*	*	*	*	*	*	22	28
C F 00729	2805-358-5074	PIN, STRAIGHT, HEADED A1512 (76446)		EA		2	*	*	*	*	*	*	*	*	22	12
C F 00730	5305-207-5599	SCREW, MACHINE		EA		2	*	*	*	*	*	*	*	*	22	14
X1 00731		SHAFT ASSEMBLY, MAIN: sub A1510G (76446)		EA		1										
X1 00732	5315-841-4442	PIN, SPRING A1502A (76446)		EA		1										
X1 00733	2990-374-5329	SHAFT, STRAIGHT MAIN A1501G (76446)		EA		1									22	19
X1 00734	2990-374-5331	YOKE, CONTROL WEIGHT A1511B (76446)		EA		1									22	18
C F 00735	5310-798-3500	WASHER, LOCK		EA		2	*	*	*	*	*	*	*	*	22	13
X1 00736		WASHER, 0.010 in. thk A1516 (76446)		EA		4									22	30
C F 00737	2990-374-5335	SLEEVE, MAIN SHAFT A1531B (76446)		EA		1	*	*	*	*	*	*	*	*	22	11
X1 00738	2990-354-2927	SPACER, FORK A1406 (76446)		EA		2									22	2

(1) SMR CODE INDEX NO.	(2) FEDERAL STOCK NUMBER	(3) DESCRIPTION REF NO. & MFR CODE USABLE ON CODE		(4) QTY UNIT OF ISSUE	(5) QTY INC IN UNIT PACK	(6) QTY INC IN UNIT	(7) 30-DAY DS MAINT ALLOWANCE			(8) 30-DAY GS MAINT ALLOWANCE			(9) 1-YR ALL PER 100 EQP CONTIN- GENCY	(10) DEPT MAINT ALL PER 100 EQUIP	(11) ILLUS- TRATION	
							(a)	(b)	(c)	(a)	(b)	(c)			(a)	(b)
							1-20	21-50	51-100	1-20	21-50	51-100			FIG NO	ITEM NO
C F 00739	2990-598-7055	SPRING, HELICAL, EXTENSION A1415A (76446)		EA		1	*	*	*	*	*	*	*	*	22	34
C F 00740	5310-262-3002	WASHER, FLAT: bearing and welsh plug		EA		1	*	*	*	*	*	*	*	*	22	4
C F 00741	5310-798-3499	WASHER, LOCK 34943S (76446)		EA		1	*	*	*	*	*	*	*	*	22	25
C F 00742	5310-011-4603	WASHER, LOCK: fork MS35335-4(96906)		EA		2	*	*	*	*	*	*	*	*	22	8
X1 00743	5310-276-8653	WASHER, SPACER A1421 (76446)		EA		1										
C F 00744	2805-358-5674	WEIGHT ASSEMBLY, CONTROL GOVERNOR A1515-2 (76446)		EA		1	*	*	*	*	*	*	*	*		
C F 00745	2990-374-5332	LEVER, CONTROL WEIGHT A1514 (76446)		EA		2	*	*	*	*	*	*	*	*	22	17
C F 007461	5320-262 6--5	RIVET, SOLID A1517 (76446)		EA		2	*	*	*	*	*	*	*	*	22	15
C F 00747	2990-354-2930	WEIGHT, CONTROL, GOVEROR A1513-2 (76446)		EA		2	*	*	*	*	*	*	*	*	22	16
0 00748	5310-298-9261	NUT, PLAIN, HEXAGON: clip to anchor screw	B	EA		1	*	*	*	*	*	*	*	*		
X2 0 00749	2990-309-8320	ROD, GOVERNOR LEVER TO GOVERNOR SHAFT LEVER T427S213 (14351)		EA		1										
X2 0 00750	2990-309-8321	ROD, SHAFT LEVER TO THROTTLE LEVER T427S214 (14351)		EA		1										
X2 0 00751		ROD, SHORT: governor to governor shaft lever 9621 (50309)	B	EA		1										
P 0 00752	3040-371-5584	BALL JOINT C107 (50309)	B	EA		2	2	2	2	2	2	24	10			
0 00753	5310---9-3556	NUT, PLAIN, HEXAGON	B	EA		2	*	*	*	*	*	*	*	*		
0 00754	5--0-010-3319	WASHER, LOCK	B	EA		2	*	*	*	*	*	*	*	*		

(1) SMR CODE INDEX NO.	(2) FEDERAL STOCK NUMBER	(3) DESCRIPTION REF NO. & MFR CODE USABLE ON CODE		(4) QTY UNIT OF ISSUE	(5) QTY INC IN UNIT PACK	(6) QTY INC IN UNIT	(7) 30-DAY DS MAINT ALLOWANCE			(8) 30-DAY GS MAINT ALLOWANCE			(9) 1-YR ALL PER 100 EQP CONTIN- GENCY	(10) DEPT MAINT ALL PER 100 EQUIP	(11) ILLUS- TRATION	
							(a)	(b)	(c)	(a)	(b)	(c)			(a)	(b)
							1-20	21-50	51-100	1-20	21-50	51-100			FIG NO	ITEM NO
0 00755 X2 F 00756	5305-993-1848	SCREW, MACHINE: clip to anchor	B	EA		1	*	*	*	*	*	*	*			
		SHAFT ASSMBLY, GOVERNOR T427S3020 (14351)		EA		1										
P 0 00757	3040-371-5584	BALL JOINT: governor rod X12218 (14351)		EA		2	2	2	2	2	2	24	10			
P H 00758	2990-831-0115	BUSHING, SLEEVE X5611 (14351)		EA		2			2	2	2	24	100			
X2 F 00759	2990-309-8322	HOUSING ASSEMBLY ,GOVERNOR SHAFT T427S3010 (14351)		EA		1										
X2 F 00760		BRACKET: long T427S206 (14351)		EA		1										
X2 F 00761		BRACKET: short T427S205 (14351)		EA		1										
X2 F 00762		SHAFT T427S301 (14351)		EA		1										
X2 F 00763	2990-309-8317	LEVER, GOVERNOR SHAFT long T427S203 (14351)		EA		1										
X2 F 00764	2990-309-8316	LEVER, GOVERNOR SHAFT: short T427S202 (14351)		EA		1										
X2 H 00765		PIN X17054 (14351)		EA		2										
X2 H 00766		SHAFT TM27S204 (14351)		EA		1										
0 00767	5310-010-3320	WASHER, LOCK: anchor casing to engine block screw	B	EA		1	*	*	*	*	*	*	*			
0 00768 00769	5310-017-3122	WASHER, LOCK: clip to anchor screw	B	EA		1	*	*	*	*	*	*	*			
		0309 - FUEL FILTERS														
P 0 00770	2910-377-5049	STRAINER, FUEL 854018 (70040)	C	EA		1	*	*	2	*	*	2	6	3		

(1) SMR CODE INDEX NO.	(2) FEDERAL STOCK NUMBER	(3) DESCRIPTION REF NO. & MFR CODE USABLE ON CODE		(4) QTY UNIT OF ISSUE	(5) QTY INC IN UNIT PACK	(6) QTY INC IN UNIT	(7) 30-DAY DS MAINT ALLOWANCE			(8) 30-DAY GS MAINT ALLOWANCE			(9) 1-YR ALL PER 100 EQP CONTIN- GENCY	(10) DEPT MAINT ALL PER 100 EQUIP	(11) ILLUS- TRATION	
							(a)	(b)	(c)	(a)	(b)	(c)			(a)	(b)
							1-20	21-50	51-100	1-20	21-50	51-100			FIG NO	ITEM NO
X2 0 00771	2910-358-4283	BAIL, BOWL: w/screw 854016 (70040)	C	EA		1									48	14
P 0 00772	2910-288-0403	BOWL, GLASS 854004 (70040)	C	EA		1	4	8	15	4	8	15	180	10	48	13
X2 0 00773		BRACKET, MOUNTING 854135 (70040)	C	EA		1									48	5
X2 0 00774		COVER: top 854072 (70040)	C	EA		1									48	6
0 00775	5310-362-3080	NUT, PLAIN KNURLED	C	EA		1	*	*	*	*	*	*	*	*	48	15
X2 0 00776	2910-362-3083	SEAT, BOWL 854005 (70040)	C	EA		1										
P 0 00777	2910-530-7296	STRAINER ELEMENT, SEDIMENT 854053 (70040)	C	EA		1	*	*	2	*	*	2	6	5	48	16
P 0 00778	2910-778-9692	VALVE, SHUTOFF 854012 (70040)	C	EA		1	*	2	2	*	2	2	12	5	48	17
P 0 00779	5330-291-9825	WASHER, NONMETALLIC: bowl 854003 (70040)	C	EA		1	4	8	15	4	8	15	180	100	48	12
00780		0311 - ENGINE STARTING AIDS														
P 0 00781	2910-698-6920	PRIMER, FUEL PR17 (18163)	A	EA		1	*	2	2	*	2	2	12	10	37	10
X1 00782		BODY ASSEMBLY PR5341 (18163)	A	EA		1										
X2 0 00783	3110-838-5033	BALL, BEARING: valve PR3-12 (18163)	A	EA		2									28	29
X1 00784		BODY ASSEMBLY PR5339 (18163)	A	EA		1										
X2 0 00785		BARREL PR17-9 (18163)	A	EA		1									28	7

(1) SMR CODE INDEX NO.	(2) FEDERAL STOCK NUMBER	(3) DESCRIPTION REF NO. & MFR CODE USABLE ON CODE		(4) QTY UNIT OF ISSUE	(5) QTY INC IN UNIT PACK	(6) QTY INC IN UNIT	(7) 30-DAY DS MAINT ALLOWANCE			(8) 30-DAY GS MAINT ALLOWANCE			(9) 1-YR ALL PER 100 EQP CONTIN- GENCY	(10) DEPT MAINT ALL PER 100 EQUIP	(11) ILLUS- TRATION	
							(a)	(b)	(c)	(a)	(b)	(c)			(a)	(b)
							1-20	21-50	51-100	1-20	21-50	51-100			FIG NO	ITEM NO
X1 00786		BODY PR5337 (18163)	A	EA		1										
X1 00787		GLAND, PACKING PR17-25 (18163)	A	EA		1										
0 00788	5310-524-5643	NUT, PLAIN, HEXAGON	A	EA		1	*	*	*	*	*	*	*	*	28	16
0 00789	4730-537-8847	BUSHING, MACHINE THREAD: outlet	A	EA		1	*	*	*	*	*	*	*	*	28	28
X2 0 00790		CAP, PUMP BARREL PR17-3 (18163)	A	EA		1									28	17
X2 0 00791	2910-096-8453	CAP, PUMP DIAPHRAGM PR3-24 (18163)	A	EA		1									28	1
X2 0 00792	2910-360-3670	DIAPHRAGM, FUEL PUMP PR3-22 (18163)	A	EA		1									28	4
X2 0 00793	5330-141-7470	GLAND, PUMP PLUNGER PR3-16 (18163)	A	EA		2									28	13
X2 0 00794	2910-703-3652	GUIDE, SPRING PR3-21 (18163)	A	EA		1									28	3
X2 0 00795		HANDLE: w/insert PR3-1 (18163)	A	EA		1									28	20
X1 00796		INSERT, HANDLE PR22-4A (18163)	A	EA		1										
A 0 00797	2910-709-7371	NUT, WITH SLEEVE BU000 (18163)	A	EA		6										
0 00798	4730-541-3406	INVERTED NUT, TUBE COUPLING	A	EA		6	*	*	*	*	*	*	*	*	28	25
0 00799	4730-769-8890	INVERTED NUT, TUBE COUPLING	A	EA		6	*	*	*	*	*	*	*	*		
0 00800	5310-709-7386	INVERTED NUT, TUBE COUPLING	A	EA		6	*	*	*	*	*	*	*	*	28	32
0 00801	4730-200-0258	SLEEVE, COMPRESSION, TUBE-HOSE FITTING	A	EA		6	*	*	*	*	*	*	*	*	28	24

(1) SMR CODE INDEX NO.	(2) FEDERAL STOCK NUMBER	(3) DESCRIPTION REF NO. & MFR CODE USABLE ON CODE		(4) QTY UNIT OF ISSUE	(5) QTY INC IN UNIT PACK	(6) QTY INC IN UNIT	(7) 30-DAY DS MAINT ALLOWANCE			(8) 30-DAY GS MAINT ALLOWANCE			(9) 1-YR ALL PER 100 EQP CONTIN- GENCY	(10) DEPT MAINT ALL PER 100 EQUIP	(11) ILLUS- TRATION	
							(a)	(b)	(c)	(a)	(b)	(c)			(a)	(b)
							1-20	21-50	51-100	1-20	21-50	51-100			FIG NO	ITEM NO
X2 0 00802	2910-709-7373	SLEEVE ENGINE FUEL PUMP BU210 (18163)	A	EA		6									28	31
0 00803	4730-524-5639	PLUG, MACHINE THREAD: check valve	A	EA		1	*	*	*	*	*	*	*	*	28	35
X2 0 00804	2910-360-3676	SCREEN PR8-27 (18163)	A	EA		1									28	5
X2 0 00805	2910-200-4282	SPRING, HELICAL, COMPRESSION: check valve PR3-13 (18136)	A	EA		1									28	36
X2 0 00806	2910-360-3678	SPRING, HELICAL, COMPRESSION: diaphragm PR3-20 (18163)	A	EA		1									28	2
X2 0 00807	2510-039-7579	STEM ASSEMBLY PR3-56 (18163)	A	EA		1										
P 0 00808	5340-496-1910	CUP, COMPRESSION: plunger P3-5 (18163)	A	EA		1	*	2	2	*	2	2	18	100	28	10
X2 0 00809		NUT, PACKING PR17-18 (18163)	A	EA		1									28	18
0 00810	5310-877-5798	NUT, SELF-LOCKING HEXAGON	A	EA		1	*	*	*	*	*	*	*	*	28	8
X2 0 00811		STEM, PLUNGER PM17-2 (18163)	A	EA		1									28	12
0 00812	5310-522-5331	WASHER, FLAT	A	EA		1	*	*	*	*	*	*	*	*	28	9
0 00813	5310-524-5634	WASHER, FLAT	A	EA		1	*	*	*	*	*	*	*	*	28	11
P 0 00814	2910-360-3676	STRAINER ELEMENT, SEDIMENT PR8-27 (18163)		EA		1	*	*	2	*	*	2	6	20		
X2 0 00815	2910-703-3653	VALVE, CHECK: intake PR20-51 (18163)	A	EA		1										
X2 0 00816	3110-838-5033	BALL, BEARING: valve PR3- 12 (18163)	A	EA		1									28	29
X2 0 00D17		CONNECTOR, INTAKE PR16-15 (18163)	A	EA		1									28	3

(1) SMR CODE INDEX NO.	(2) FEDERAL STOCK NUMBER	(3) DESCRIPTION REF NO. & MFR CODE USABLE ON CODE		(4) QTY UNIT OF ISSUE	(5) QTY INC IN UNIT PACK	(6) QTY INC IN UNIT	(7) 30-DAY DS MAINT ALLOWANCE			(8) 30-DAY GS MAINT ALLOWANCE			(9) 1-YR ALL PER 100 EQP CONTIN- GENCY	(10) DEPT MAINT ALL PER 100 EQUIP	(11) ILLUS- TRATION	
							(a)	(b)	(c)	(a)	(b)	(c)			(a)	(b)
							1-20	21-50	51-100	1-20	21-50	51-100			FIG NO	ITEM NO
X2 0 00818	5340-703-3656	SPRING, HELICAL, COMPRESSION: check valve PR20-13 (18163)	A	EA		1									28	34
0 00819	5310-167-0661	WASHER, LOCK	A	EA		1	*	*	*	*	*	*	*	*	28	19
X2 0 00820	5330-255-0349	WASHER, NONMETALLIC: cap PR3-23 (18163)	A	EA		1									28	6
P 0 00821	5330-599-1266	WASHER, NONMETALLIC: inner PR3-17 (18163)	A	EA		2	2	2	3	2	2	3	30	200	28	15
P 0 00822	5330-171-6983	WASHER, NONMETALLIC: outer PR6703 (18163)	A	EA		1	*	2	2	*	2	2	15	100	28	14
0 00823	4730-568-8646	ELBOW, FUEL INJECTOR	A	EA		1	*	*	*	*	*	*	*	*	28	23
X2 0 00824	2910-875-9573	JET, FUEL PR3-36 (18163)	A	EA		3									28	22
X2 0 00825	2910-977-8741	NOZZLE PR3-35 (18163)	A	EA		3									28	21
X2 0 00826	2910-309-5694	TEE, FUEL INJECTOR PR20-39 (18163)	A	EA		2									28	27
M 0 00827		TUBE: primer MANUFACTURE FROM	A	EA		1									28	27
P 0 00928	4710-277-5524	TUBE, COPPER (42 in. required)	A	FT			*	*	*	*	*	*	15	15		
M 0 00829		TUBE, primer tee to prier tee and primer tee to elbow MANUFACTURE FROM:	A	EA		2									28	26
P 0 00830	4710-277-5529	TUBE, COPPER (54 in. required for each TUBE)	A	FT			*	*	*	*	*	*	20	20		
P 0 00831	2910-987-6443	PUMP, RECIPROCATING HAND DRIVEN: primer PR25 (18163)	C	EA		1	*	*	2	*	*	2	6	10	51	9
X1 00832		BODY ASSEMBLY PR5341 (18163)	C	EA		1										

(1) SMR CODE INDEX NO.	(2) FEDERAL STOCK NUMBER	(3) DESCRIPTION REF NO. & MFR CODE USABLE ON CODE		(4) QTY UNIT OF ISSUE	(5) QTY INC IN UNIT PACK	(6) QTY INC IN UNIT	(7) 30-DAY DS MAINT ALLOWANCE			(8) 30-DAY GS MAINT ALLOWANCE			(9) 1-YR ALL PER 100 EQP CONTIN- GENCY	(10) DEPT MAINT ALL PER 100 EQUIP	(11) ILLUS- TRATION	
							(a)	(b)	(c)	(a)	(b)	(c)			(a)	(b)
							1-20	21-50	51-100	1-20	21-50	51-100			FIG NO	ITEM NO
X2 0 00833	3110-838-5033	BALL, BEARING: valve PR3-12 (18163)	C	EA		1									28	29
X1 00834		BODY ASSEMBLY PR5339 (18163)	C	EA		1										
X1 00835		BODY PR5337 (18163)	C	EA		1										
X2 0 00836		CYLINDER PR3-9 (18163)	C	EA		1									28	7
X1 00837	2910-328-9604	GLAND, PACKING PR3-25 (18163)	C	EA		1										
0 00838	5310-524-5643	NUT , SELF-LOCKING, HEXAGON	C	EA		1	*	*	*	*	*	*	*	*	28	16
0 00839	4730-537-8847	BUSHING, MACHINE THREAD: outlet	C	EA		1	*	*	*	*	*	*	*	*	28	28
X2 0 00840	2910-096-8453	CAP, PUMP, DIAPHRAGM PR3-24 (18163)	C	EA		1									28	1
X2 0 00841	2910-360-3670	DIAPHRAGM, FUEL PUMP PR3-22 (18163)	C	EA		1									28	4
X2 0 00842	5330-141-7470	GLAND, PUMP PLUNGER PR3-16 (18163)	C	EA		2									28	13
X2 0 00843	2910-703-3652	GUIDE, SPRING PR3-21 (18163)	C	EA		1									28	3
A 0 00844	4730-769-8890	INVERTED NUT, TUBE COUPLING BU010 (18163)	C	EA		1										
0 00845	5310-709-7386	INVERTED NUT, TUBE COUPLING	C	EA		1	*	*	*	*	*	*	*	*	28	32
X2 0 00846	2910-709-7373	SLEEVE, ENGINE FUEL PUMP BU210 (18163)	C	EA		1									28	31
X2 0 00847	5355-770-0819	KNOB: w/insert PR22-4 (18163)	C	EA		1									28	20
X1 00848		INSERT, HANDLE PR22-4A (18163)	C	EA		1										

(1) SMR CODE INDEX NO.	(2) FEDERAL STOCK NUMBER	(3) DESCRIPTION REF NO. & MFR CODE USABLE ON CODE		(4) QTY UNIT OF ISSUE	(5) QTY INC IN UNIT PACK	(6) QTY INC IN UNIT	(7) 30-DAY DS MAINT ALLOWANCE			(8) 30-DAY GS MAINT ALLOWANCE			(9) 1-YR ALL PER 100 EQP CONTIN- GENCY	(10) DEPT MAINT ALL PER 100 EQUIP	(11) ILLUS- TRATION	
							(a)	(b)	(c)	(a)	(b)	(c)			(a)	(b)
							1-20	21-50	51-100	1-20	21-50	51-100			FIG NO	ITEM NO
0 00849 A 0 00850	5310-709-7376 2910-709-7371	NUT: pump barrel NUT: with sleeve BU000 (18163)	C C	EA A		1 1		*	*	*	*	*	*		28	17
0 00851 0 00852 0	4730-541-3406 4730-200-0258 4730-524-5639	INVERTED NUT, TUBE COUPLING SLEEVE, COMPRESSION, TUBE-HOSE FITTING PLUG, MACHINE THREAD CHECK	C C C	EA EA EA		1 1 1	*	*	*	*	*	*	*	*	28	25
X2 0 00854	2910-200-4282	SPRING, HELICAL, COMPRESSION: check PR3-13 (18163)	C	EA		1									28	36
X2 0 00855	2910-360-3678	SPRING, HELICAL, COMPRESSION: diaphragm PR3-20 (18163)	C	EA		1									28	2
X2 0 00856	2510-039-7579	STEM ASSEMBLY, PLUNGER PR3-56 (181635)	C	EA		1										
P 0 00857	5340-496-1910	CUP, COMPRESSION: plunger PR3-5 (18163)	C	EA		8	2	3	5	2	3	5	60	100	28	10
0 00858 0 00859 X2 0 00860	5310-877-5798 4730-142-2227 2805-752-0838	NUT, SELF-LOCKING, HEXAGON PACKING, NUT PLUNGER P3-2 (18163)	C C C	EA EA EA		1 1 1	*	*	*	*	*	*	*	*	28	18
0 00861 0 00862 X1 00863	5310-522-5331 5310-524-5634 2910-360-3676	WASHER, FLAT WASHER, FLAT STRAINER, ELEMENT, SEDIMENT PR8-27 (18163)	C C C	EA EA A		1 1 1	*	*	*	*	*	*	*	*	28	5
X2 0 00864	2910-703-3653	VALVE, CHECK PR20-51 (18163)	C	EA		1										
0 00865 X2 0 00866	4730-203-9635 3110-838-5033	ADAPTER, STRAIGHT, PIPE TO TUBE BALL, BEARING: valve, 3/16 in. dia PR3-12 (18163)	C C	EA EA		1 1	*	*	*	*	*	*	*	*	28	30
															28	29

(1) SMR CODE INDEX NO.	(2) FEDERAL STOCK NUMBER	(3) DESCRIPTION REF NO. & MFR CODE USABLE ON CODE		(4) QTY UNIT OF ISSUE	(5) QTY INC IN UNIT PACK	(6) QTY INC IN UNIT	(7) 30-DAY DS MAINT ALLOWANCE			(8) 30-DAY GS MAINT ALLOWANCE			(9) 1-YR ALL PER 100 EQP CONTIN- GENCY	(10) DEPT MAINT ALL PER 100 EQUIP	(11) ILLUS- TRATION	
							(a)	(b)	(c)	(a)	(b)	(c)			(a)	(b)
							1-20	21-50	51-100	1-20	21-50	51-100			FIG NO	ITEM NO
X2 0 00867	5340-703-3656	SPRING, HELICAL, COMPRESSION: check PR20-13 (18163)	C	EA		1									28	34
0 00868	5310-167-0661	WASHER, LOCK	C	EA		1	*	*	*	*	*	*	*	*	28	19
X2 0 00869	5330-255-0349	WASHER, NONMETALLIC: cap PR3-23 (18163)	C	EA		1									28	6
P 0 00870	5330-239-8397	WASHER, NONMETALLIC: inner PR3-17 (18163)	C	EA		2	2	3	5	2	3	5	60	200	28	15
P 0 00871	5330-171-6983	WASHER, NONMETALLIC: outer PR6703 (18163)	C	EA		1	2	3	5	2	3	5	60	100	28	14
0 00872	4730-568-8646	ELBOW, FUEL INJECTOR	C	EA		1	*	*	*	*	*	*	*	*	28	23
X2 0 00873	2910-875-9573	JET, FUEL PR3-36 (18163)	C	EA		3									28	22
X2 0 00874	2910-977-8741	NOZZLE PR3-35 (18163)	C	EA		3									28	21
X2 0 00875	2910-309-5694	TEE, FUEL INJECTOR PR20-39 (18163)	C	EA		2									28	27
M 0 00876		TUBE: primer MANUFACTURE FROM:	C	EA		1									28	33
P 0 00877	4710-277-5524	TUBE, COPPER (42 in. required)	C	PT			*	*	*	*	*	*	15	15		
M 0 00878		TUBE: primer tee to primer tee end primer tee to elbow MANUFACTURE FROM:	C	EA		2									28	26
P 0 00879	4710-277-5529	TUBE, COPPER (54 in. required for each TUBE)	C	FT			*	*	*	*	*	*	20	20		
00880		0312 - THROTTLE OR CHOKE CONTROLS														
P 0 00881	2590-141-8693	CONTROL ASSEMBLY, PUSH-PULL: choke 1991642 (16764)		EA		1	2	2	3	2	2	3	30	5	37 51	11 12

(1) SMR CODE INDEX NO.	(2) FEDERAL STOCK NUMBER	(3) DESCRIPTION REF NO. & MFR CODE USABLE ON CODE		(4) QTY UNIT OF ISSUE	(5) QTY INC IN UNIT PACK	(6) QTY INC IN UNIT	(7) 30-DAY DS MAINT ALLOWANCE			(8) 30-DAY GS MAINT ALLOWANCE			(9) 1-YR ALL PER 100 EQP CONTIN- GENCY	(10) DEPT MAINT ALL PER 100 EQUIP	(11) ILLUS- TRATION	
							(a)	(b)	(c)	(a)	(b)	(c)			(a)	(b)
							1-20	21-50	51-100	1-20	21-50	51-100			FIG NO	ITEM NO
P 0 00882	2910-970-0092	CONTROL ASSEMBLY, THROTTLE 9480 (05748)	A	EA		1	*	2	2	*	2	2	12	5	37	17
X2 0 00883		CONTROL ASSEMBLY, THROTTLE ES11-52 (50309)	B	EA		1									37	17
X2 0 00884	1015-713-6139	CONTROL ASSEMBLY, THROTTLE 44R (30327)	C	EA		1									51	16
00885		GROUP 04 - EXHAUST SYSTEM														
00886		0401 - MUFFLER AND PIPES														
0 00887	4730-278-3879	BUSHING, PIPE: exhaust outlet	C	EA		1	*	*	*	*	*	*	*	*	49	9
X2 0 00888	4730-533-2920	CAP, PIPE: exhaust outlet 214 (90785)	C	EA		1									49	1
P 0 00889	2990-374-8564	MUFFLER 9284 (50309)	B	EA		1	2	3	5	2	3	5	60	20	29	1
P 0 00890	2990-141-9693	MUFFLER, EXHAUST 2220A1 (18265)	A	EA		1	2	3	5	2	3	5	60	20	29	1
P 0 00891	2990-377-4948	MUFFLER, EXHAUST 2758015 (90785)	C	EA		1	2	3	5	2	3	5	60	20	49	3
0 00892	5310-584-5005	NUT, PLAIN, HEXAGON	C	EA		4	*	*	*	*	*	*	*	*	49	5
0 00893	5310-913-5472	NUT, PLAIN, HEXAGON: muffler bracket to engine cover screw attaching	A	EA		4	*	*	*	*	*	*	*	*	29	4
0 00894	5310-012-0367	NUT, PLAIN, HEXAGON: muffler to hood screw	B	EA		4	*	*	*	*	*	*	*	*	29	4
P 0 00895	2990-795-9563	PIPE, EXHAUST 9655 (05748)	A	EA		1	2	3	5	2	3	5	60	20	29	5
M 0 00896		PIPE, EXHAUST MANUFACTURE FROM:	C	EA		1									49	4
P F 00897	4710-202-6750	PIPE, STEEL: 2 in. (18 in. required)	C	FT			*	*	*	*	*	*	5	5		

(1) SMR CODE INDEX NO.	(2) FEDERAL STOCK NUMBER	(3) DESCRIPTION REF NO. & MFR CODE USABLE ON CODE		(4) QTY UNIT OF ISSUE	(5) QTY INC IN UNIT PACK	(6) QTY INC IN UNIT	(7) 30-DAY DS MAINT ALLOWANCE			(8) 30-DAY GS MAINT ALLOWANCE			(9) 1-YR ALL PER 100 EQP CONTIN- GENCY	(10) DEPT MAINT ALL PER 100 EQUIP	(11) ILLUS- TRATION	
							(a)	(b)	(c)	(a)	(b)	(c)			(a)	(b)
							1-20	21-50	51-100	1-20	21-50	51-100			FIG NO	ITEM NO
X2 0 00898		PIPE, EXHAUST: steel, threaded one end, 2 in., 11-1/2 thd size, 16 in. lg 9697 (50309)	B	EA		1								5	29	5
0 00899	4730-014-4027	PLUG, PIPE: exhaust outlet	C	EA		1	*	*	*	*	*	*	*	*	49	8
0 00900	5305-225-3840	SCREW, CAP, HEXAGON HEAD	C	EA		4	*	*	*	*	*	*	*	*	49	7
0 00901	5305-068-0507	SCREW, CAP, HEXAGON HEAD: muffler brack# to engine cover attaching	A	EA		4	*	*	*	*	*	*	*	*	29	2
0 00902	5305-068-0506	SCREW, CAP, HEXAGON HEAD: muffler to hood	B	EA		4	*	*	*	*	*	*	*	*	29	2
X2 0 00903		SUPPORT ASSEMBLY, HUFFLER 2757773 (90785)	C	EA		1										
X2 0 00904		LOOP, RETAINING 2530 (79398)	C	EA		1									49	2
0 00905	4730-287-0921	TEE, PIPE: exhaust outlet	C	EA		1	*	*	*	*	*	*	*	*	49	10
0 00906	5310-012-0380	WASHER, LOCK	C	EA		4	*	*	*	*	*	*	*	*	49	5
0 00907	5310-012-0380	WASHER, LOCK: muffler bracket to engine cover, screw attaching	A	EA		4	*	*	*	*	*	*	*	*	29	3
0 00908	5310-012-0380	WASHER, LOCK: muffler to hood screw	B	EA		8	*	*	*	*	*	*	*	*	29	3
00909 00910		GROUP 05 - COOLING SYSTEM 0501 - RADIATOR														
X2 0 00911		ANCHOR, SPRING B4376 (90785)	C	EA		1									50	24
X2 0 00912		ANGLE, SPRING 1046M5 (90785)	C	EA		1									50	9
X2 0 00913		ANGLE, CONTROL BAR BEARING 1046M4 (90785)	C	EA		1									50	6
X2 0 00914		BAR, CONTROL 1046M7 (90785)	C	EA		1									50	5

(1) SMR CODE INDEX NO.	(2) FEDERAL STOCK NUMBER	(3) DESCRIPTION REF NO. & MFR CODE USABLE ON CODE		(4) QTY UNIT OF ISSUE	(5) QTY INC IN UNIT PACK	(6) QTY INC IN UNIT	(7) 30-DAY DS MAINT ALLOWANCE			(8) 30-DAY GS MAINT ALLOWANCE			(9) 1-YR ALL PER 100 EQP CONTIN- GENCY	(10) DEPT MAINT ALL PER 100 EQUIP	(11) ILLUS- TRATION	
							(a)	(b)	(c)	(a)	(b)	(c)			(a)	(b)
							1-20	21-50	51-100	1-20	21-50	51-100			FIG NO	ITEM NO
0 00915	5306-010-9137	BOLT, MACHINE: radiator mtg	A	EA		4	*	*	*	*	*	*	*	*	30	26
0 00916	5306 010-9132	BOLT, MACHINE: radiator mtg	C	EA		4	*	*	*	*	*	*	*	*	30	26
0 00917	5306-225-8499	BOLT, HACHINE: radiator to front sheet	B	EA		6	*	*	*	*	*	*	*	*		
0 00918	5306-010-9229	BOLT, MACHINE: radiator to housing	A	EA		2	*	*	*	*	*	*	*	*		
X2 0 00919		BRACKET ASSEMBLY, GUIDE 468XB (90785)	C	EA		1									50	11
X2 0 00920		BRACKET, CONTROL B4249 (90785)	C	EA		1									50	15
X2 0 00921	4320-307-7156	BRACKET: radiator cap cover 9702 (50309)	B	EA		1										
X2 0 00922		BRACKET, SPRING ANCHOR B3885-1 (90785)	C	EA		1									50	23
X2 0 00923		BUSHING: angle bearing B1884 (90785)	C	EA		26									50	10
X2 0 00924	4320-307-7132	COVER, ACCESS, RADIATOR CAP 9638 (50309)	B	EA		1										
X2 0 00925		END, CABLE, BOTTOM B1501 (90785)	C	EA		1									50	27
X2 0 00926		FERROW: radiator to housing, 1/2 in. pipe, 3-5/8 in. lg 10104 (05748)	A	EA		2										
M 0 00927		FLEX1BLE TUBING: control shaft cable MANUFACTURE FROM:	C	EA		1									50	18
P 0 00928	4720-248-1098	HOSE, RUBBER	C	FT			*	*	*	*	*	*	5	5		
X2 0 00929		FRAME, SHUTTER 1046M2 (90785)	C	EA		1									50	19
X2 0 00930		GRILLE RADIATOR 9589 (50309)	B	EA		1										

(1) SMR CODE INDEX NO.	(2) FEDERAL STOCK NUMBER	(3) DESCRIPTION REF NO. & MFR CODE USABLE ON CODE		(4) QTY UNIT OF ISSUE	(5) QTY INC IN UNIT PACK	(6) QTY INC IN UNIT	(7) 30-DAY DS MAINT ALLOWANCE			(8) 30-DAY GS MAINT ALLOWANCE			(9) 1-YR ALL PER 100 EQP CONTIN- GENCY	(10) DEPT MAINT ALL PER 100 EQUIP	(11) ILLUS- TRATION	
							(a)	(b)	(c)	(a)	(b)	(c)			(a)	(b)
							1-20	21-50	51-100	1-20	21-50	51-100			FIG NO	ITEM NO
X2 F 00931		MOUNTING ASSEMBLY, RADIATOR D21880 (39215)	A	EA		1									30	19
0 00932	5310-176-8137	NUT, PLAIN, HEXAGON: guide bracket screw	C	EA		4	*	*	*	*	*	*	*	*	50	17
0 00933	5310-619-3556	NUT, PLAIN, HEXAGON: grille to panel	B	EA		4	*	*	*	*	*	*	*	*		
F 00934	5310-022-0081	NUT, PLAIN, HEXAGON: radiator support to front motor support, upper	A	EA		4	*	*	*	*	*	*	*	*		
0 00935	5310-176-8170	NUT, PLAIN, HEXAGON: radiator to support	A	EA		4	*	*	*	*	*	*	*	*	30	24
0 00936	5310-176-8170	NUT, PLAIN, HELAGON: radiator to support	C	EA		4	*	*	*	*	*	*	*	*	30	24
X2 0 00937		NUT, THUMB 468XA (90785)	C	EA		1									50	12
X2 0 00938		PIN, CAP RETAINER 9718 (50309)	B	EA		1										
0 00939	5315-234-1650	PIN, COTTER	B	EA		2	*	*	*	*	*	*	*	*		
X2 0 00940		PIN, COTTER B6164 (90785)	C	EA		1									50	3
X2 0 00941	6115-302-1915	PLATE, BACK, COVER BRACKET 9717 (50309)	B	EA		1										
P 0 00942	2930-391-2858	RADIATOR ASSEMBLY, ENGINE COOLING 9529SA (05748)	A	EA		1	*	*	2	*	*	2	6	5		
P 0 00943	2930-293-6954	CAP, RADIATOR AAX0825 (78225)	A	EA		1	2	3	5	2	3	5	60	3	30	4
X1 00944	2930-877-2136	GASKET: radiator cap 145834 (39215)	A	EA		1									30	5
X2 0 00945	2930-374-8584	RADIATOR, ENGINE COOLING: w/cap 2758012 (90785)	B	EA		1										
X2 0 00946	2930-353-5506	RADIATOR, ENGINE COOLING: w/cap 2758012 (90785)	C	EA		1										

(1) SMR CODE INDEX NO.	(2) FEDERAL STOCK NUMBER	(3) DESCRIPTION REF NO. & MFR CODE USABLE ON CODE		(4) QTY UNIT OF ISSUE	(5) QTY INC IN UNIT PACK	(6) QTY INC IN UNIT	(7) 30-DAY DS MAINT ALLOWANCE			(8) 30-DAY GS MAINT ALLOWANCE			(9) 1-YR ALL PER 100 EQP CONTIN- GENCY	(10) DEPT MAINT ALL PER 100 EQUIP	(11) ILLUS- TRATION	
							(a)	(b)	(c)	(a)	(b)	(c)			(a)	(b)
							1-20	21-50	51-100	1-20	21-50	51-100			FIG NO	ITEM NO
X2 0 00947	2930-141-9381	CAP, PRESSURE 6455A (66859)	C	EA		1									30	4
P 0 00948	2930-718-9525	CAP, RADIATOR AAXO536 (66859)	C	EA		1	2	2	3	2	2	3	30	3	30	3
X2 F 00949	2930-099-0980	CORE ASSEMBLY 993 (66859)	C	EA		1									30	27
X2 0 00950		FLANGE, INLET RD5196 (66859)	C	EA		1									30	7
X2 0 00951	2930-358-6028	GASKET: pressure cap A10010 (09367)	C	EA		1							25		30	5
X2 0 00952		NECK 676 (66859)	C	EA		1									30	6
X2 0 00953		NECK, FILLER 688 (66859)	C	EA		1									30	2
F 00954	5320-067-5840	RIVET, SOLID: side channel attaching	C	EA		8	*	*	*	*	*	*	*	*	30	15
X2 F 0095P		TANK, BOTTOM 5183RD (66859)	C	EA		1									30	17
X2 F 00956		TANK, TOP 5182RD (66859)	C	EA		1									30	1
0 00957	5305-068-0498	SCREW, CAP, HEXAGON HEAD: frame attaching	C	EA		8	*	*	*	*	*	*	*	*	50	21
0 00958	5305-068-0501	SCREW, CAP, HEXAGON HEAD: frame attaching	C	EA		9	*	*	*	*	*	*	*	*	50	22
0 00959	5305-068-0506	SCREW, CAP, HEXAGON HEAD: grille to panel	B	EA		4	*	*	*	*	*	*	*	*		
0 00960	5305-059-3659	SCREW, MACHINE	B	EA		3	*	*	*	*	*	*	*	*		
0 00961	5305-988-1724	SCREW, MACHINE: control stud attaching	C	EA		2	*	*	*	*	*	*	*	*	50	2
0 00962	5305-290-2574	SCREW, MACHINE: guide bracket attaching	C	EA		4	*	*	*	*	*	*	*	*	50	14
0 00963	5305-333-5075	SETSCREW: cable end	C	EA		2	*	*	*	*	*	*	*	*	50	26

(1) SMR CODE INDEX NO.	(2) FEDERAL STOCK NUMBER	(3) DESCRIPTION REF NO. & MFR CODE USABLE ON CODE		(4) QTY UNIT OF ISSUE	(5) QTY INC IN UNIT PACK	(6) QTY INC IN UNIT	(7) 30-DAY DS MAINT ALLOWANCE			(8) 30-DAY GS MAINT ALLOWANCE			(9) 1-YR PER 100 EQP CONTIN- GENCY	(10) DEPT MAINT ALL PER 100 EQUIP	(11) ILLUS- TRATION		
							(a)	(b)	(c)	(a)	(b)	(c)			(a)	(b)	
							1-20	21-50	51-100	1-20	21-50	51-100			FIG NO	ITEM NO	
X2 0 00964	2930-785-3554	SHAFT, CONTROL 91XA (90785)	C	E		1									50	13	
X2 0 00965		SHUTTER ASSEMBLY, RADIATOR 2758014 (90785)	C	EA		1									50	7	
X2 F 00966		SIDE CHANNEL ASSEMBLY, RADIATOR: 1h D211810 (39215)	A	EA		1									30	16	
X2 F 000967		SIDE CHANNEL ASSEMBLY, RADIATOR: rh D211809 (39215)	A	EA		1									30	28	
X2 0 00968	6115-440-0012	SPRING 212X (90785)	C	EA		2									50	25	
X2 0 00969		SPRING, HELICAL, COMPRESSION: radiator cap cover 9703 (50309)	B	EA		1											
X2 0 00970		STUD, CONTROL 428X (90785)	C	EA		1									50	4	
X2 F 00971		TANK ASSEMBLY, RADIATOR: bottom D211811 (39215)	A	EA		1									30	17	
M 0 00972		TUBE, RUBBER: radiator overflow 1CA939 (50309) MANUFACTURE FROM:	B	EA		1									30	8	
P 0 00973		4710-200-0365	HOSE, RUBBER (18 in. required)	B	FT			*	*	*	*	*	*	7	7		
X2 0 00974		TUBE, VENT 211807 (39215)	A	EA		1									30	8	
X2 0 00975		WASHER, FLAT: radiator to grille 2592 (05748)	A	EA		5											
0 00976		5310-010-6497	WASHER, LOCK	B	EA		2	*	*	*	*	*	*	*	*		
0 00977		5310-010-3319	WASHER, LOCK: grille to panel screw	B	EA		4	*	*	*	*	*	*	*	*		
0 00978	5310-010-6497	WASHER, LOCK: guide bracket screw	C	EA		4	*	*	*	*	*	*	*	*	50	16	

(1) SMR CODE INDEX NO.	(2) FEDERAL STOCK NUMBER	(3) DESCRIPTION REF NO. & MFR CODE USABLE ON CODE		(4) QTY UNIT OF ISSUE	(5) QTY INC IN UNIT PACK	(6) QTY INC IN UNIT	(7) 30-DAY DS MAINT ALLOWANCE			(8) 30-DAY GS MAINT ALLOWANCE			(9) 1-YR ALL PER 100 EQP CONTIN- GENCY	(10) DEPT MAINT ALL PER 100 EQUIP	(11) ILLUS- TRATION	
							(a)	(b)	(c)	(a)	(b)	(c)			(a)	(b)
							1-20	21-50	51-100	1-20	21-50	51-100			FIG NO	ITEM NO
0 00979 F 00980	5310-010-3323	WASHER, LOCK: radiator mtg	C	EA		4	*	*	*	*	*	*	*	*	30	25
	5310-275-3683	WASHER, LOCK: radiator support to front motor support	A	EA		6	*	*	*	*	*	*	*	*		
0 00981 0 00982 F 00983 0 00984 X2 0 00985	5310-010-3320	WASHER, LOCK: radiator to front sheet screw	B	EA		6	*	*	*	*	*	*	*	*		
	5310-010-3323	WASHER, LOCK: radiator to support	A	EA		4	*	*	*	*	*	*	*	*	30	25
	5310-013-5629	WASHER, LOCK: radiator to support	A	EA		4	*	*	*	*	*	*	*	*		
	5310-010-3319	WASHER, LOCK: shutter frame screw attaching	C	EA		8	*	*	*	*	*	*	*	*	50	20
		WASHER, VANE ROD 1046M9 (90785)	C	EA		26									50	8
X2 0 00986		WIRE, LOCK 104M10 (90785)	C	EA		3									50	1
00987		0503 - WATER MANIFOLD, THERMOSTATS AND HOUSING GASKETS														
0 00988 X2 0 00989	4730-288-9916	ADAPTER, STRAIGHT, PIPE TO TUBE: radiator drain	AC	EA		1	*	*	*	*	*	*	*	*	30	23
	2930-485-3315	ADAPTER, WATER OUTLET T427K407 (14351)		EA		1									23	4
X2 0 00990	2930-569-4677	ADAPTER, WATER OUTLET 9604 (50309)	B	EA		2										
0 00991 0 00992 X2 0 00993	5310-010-7829	NUT	B	EA		2	*	*	*	*	*	*	*	*		
	4730-196-0888	BUSHING, PIPE: radiator drain	AC	EA		1	*	*	*	*	*	*	*	*	30	18
	2930-885-8387	BUSHING, THERMOSTAT HOUSING X12253 (14351)		EA		1									23	1
0 00994 0 00995 0 00996	4730-358-5965	CLAMP, HOSE	B	EA		10	*	*	*	*	*	*	*	*		
	4730-293-7466	CLAMP, HOSE: pump to outlet elbow		EA		2	*	*	*	*	*	*	*	*	31	9
	4730-725-0537	CLAMP, HOSE: water pump by-pass hose		EA		2	*	*	*	*	*	*	*	*		

(1) SMR CODE INDEX NO.	(2) FEDERAL STOCK NUMBER	(3) DESCRIPTION REF NO. & MFR CODE USABLE ON CODE		(4) QTY UNIT OF ISSUE	(5) QTY INC IN UNIT PACK	(6) QTY INC IN UNIT	(7) 30-DAY DS MAINT ALLOWANCE			(8) 30-DAY GS MAINT ALLOWANCE			(9) 1-YR ALL PER 100 EQP CONTIN- GENCY	(10) DEPT MAINT ALL PER 100 EQUIP	(11) ILLUS- TRATION	
							(a)	(b)	(c)	(a)	(b)	(c)			(a)	(b)
							1-20	21-50	51-100	1-20	21-50	51-100			FIG NO	ITEM NO
0 00997 X2 0 00998 0 00999 0 01000 X1 01001	4730-310-9631	CLAMP, HOSE: water pump to inlet passage		EA		1	*	*	*	*	*	*	*	*	23	9
	2930-214-2336	ELBOW, OIL COOLER: inlet T427K301 (14351)		EA		1									10	8
	4730-730-5913	ELBOW, PIPE: by-pass to water pump		EA		1	*	*	*	*	*	*	*	*	23	8
	4730-287-1611	ELBOW, PIPE TO TUBE: radiator drain	AC	EA		1	*	*	*	*	*	*	*	*	30	22
	2930-393-6417	GASKET: water elbow to tappet cover K600L205 (14351) (Component of GASKET SET, Stock No. 2805-562-1171, See Group 0100) (Can be manufactured from ASBESTOS SHEET, Stock No. 5330-233-5840)		EA											10	7
	2805-530-2591	GASKET: water outlet elbow M600K277 (14351) (Component of GASKET SET, Stock No. 2815-507-4083, See Group 0100) (Can be manufactured from ASBESTOS SHEET, Stock No. 5330-233-5840)		EA		1									23	11
	2805-393-6414	GASKET: water outlet, front KD600K200 (14351) (Component of GASKET SET, Stock No. 2815-507-4083, See Group 0100) (Can be manufactured from ASBESTOS SHEET, Stock No. 5330-233-5840)		EA		1									23	13
	2930-393-6415	GASKET: water outlet, rear KD600H201 (14351) (Component of GASKET SET, Stock No. 2815-507-4083, See Group 0100) (Can be manufactured from ASBESTOS SHEET, Stock No. 5330-233-5840)		EA		1									23	14
M 0 01005		HOSE: inlet 9698 (50309)	B	EA		2										
P 0 01006	4720-235-4117	MANUFACTURE FROM: HOSE, RUBBER (2-1/2 in. required for each HOSE)	B	FT			*	*	*	*	*	*	2	2		

(1) SMR CODE INDEX NO.	(2) FEDERAL STOCK NUMBER	(3) DESCRIPTION REF NO. & MFR CODE USABLE ON CODE		(4) QTY UNIT OF ISSUE	(5) QTY INC IN UNIT PACK	(6) QTY INC IN UNIT	(7) 30-DAY DS MAINT ALLOWANCE			(8) 30-DAY GS MAINT ALLOWANCE			(9) 1-YR ALL PER 100 EQP CONTIN- GENCY	(10) DEPT MAINT ALL PER 100 EQUIP	(11) ILLUS- TRATION		
							(a)	(b)	(c)	(a)	(b)	(c)			(a)	(b)	
							1-20	21-50	51-100	1-20	21-50	51-100			FIG NO	ITEM NO	
M 0 01007		HOSE: outlet 9699 (50309)	B	EA		1											
P 0 01008	4720-235-4119	MANUFACTURE FROM:: HOSE, RUBBER (9-1/2 in. required)	B	FT		*	*	*	*	*	*	3	3				
P 0 01009	4720-715-7590	HOSE, RUBBER: cylinder water outlet to water pump X8000 (14351)		EA		1	2	2	3	2	2	3	30	25	23	10	
P 0 01010	4720-289-0063	HOSE, RUBBER: radiator drain 9630 (50309)	B	EA		2	2	3	5	2	3	5	60	50			
P 0 01011	4720-831-0035	HOSE, RUBBER: water pump by-pass X8023 (14351)		EA		1	2	2	3	2	2	3	30	25			
X2 0 01012	2930-696-4671	HOSE, RUBBER: water pump to inlet passage X2439 (14351)		EA		1								5	31	8	
X2 0 01013	6685-391-2948	HOUSING, THERMOSTAT: cylinder water connections KD600K400 (14351)		EA		1									23	12	
X2 0 01014	2930-601-9139	NIPPLE, PIPE by-pass to water pump X5124 (14351)		EA		1									23	7	
0 01501	4730-196-1496	NIPPLE, PIPE: radiator drain	A	EA		1	*	*	*	*	*	*	*	*	30	20	
0 01016	4730-793-9439	NIPPLE, HOSE: radiator drain	B	EA		2	*	*	*	*	*	*	*	*	30	20	
0 01017	4730-196-1496	NIPPLE, PIPE: radiator drain	C	EA		1	*	*	*	*	*	*	*	*	30	20	
0 01018	5310-596-4989	NUT, PLAIN, HEXAGON: water outlet to head stud, outlet elbow to outlet stud		EA		4	*	*	*	*	*	*	*	*			
X2 0 01019	2930-305-9852	PIPE, WATER INLET 9594 (50309)	B	EA		1									23	5	
0 01020	5305-018-6282	SCREW, CAP, HEXAGON HEAD: water inlet elbow to cylinder		EA		1	*	*	*	*	*	*	*	*	10	12	
0 01021	5305-269-3214	SCREW, CAP, HEXAGON HEAD: water inlet elbow to cylinder		EA		2	*	*	*	*	*	*	*	*	10	14	

(1) SMR CODE INDEX NO.	(2) FEDERAL STOCK NUMBER	(3) DESCRIPTION REF NO. & MFR CODE USABLE ON CODE		(4) QTY UNIT OF ISSUE	(5) QTY INC IN UNIT PACK	(6) QTY INC IN UNIT	(7) 30-DAY DS MAINT ALLOWANCE			(8) 30-DAY GS MAINT ALLOWANCE			(9) 1-YR ALL PER 100 EQP CONTIN- GENCY	(10) DEPT MAINT ALL PER 100 EQUIP	(11) ILLUS- TRATION	
							(a)	(b)	(c)	(a)	(b)	(c)			(a)	(b)
							1-20	21-50	51-100	1-20	21-50	51-100			FIG NO	ITEM NO
0 01022	5307-268-5758	STUD, PLAIN: thermostat housing to elbow		EA		2	*	*	*	*	*	*	*	*	23	3
0 01023	4730-249-2031	TEE, PIPE: radiator drain	AC	EA		1	*	*	*	*	*	*	*	*	30	21
P 0 01024	6620-737-5211	THERMOSTAT, FLOW CONTROL: cylinder head T427K4050 (14351)		EA		1	2	4	8	2	4	8	90	50	23	2
0 01025	5310-261-7340	WASHER, LOCK: water outlet to head stud, outlet elbow to outlet stud		EA		7	*	*	*	*	*	*	*	*	23	6
		0504 - WATER PUMP														
0 01027	5310-655-9544	NUT, PLAIN, HEXAGON: water pump mtg		EA		3	*	*	*	*	*	*	*	*	31	17
P F 01028	2930-506-4858	PUMP ASSEMBLY, WATER T427K3131 (14351)	B	EA		1	2	4	8	2	4	8	90	2	31	5
X1 01029	3110-156-4213	BEARING, BALL ANNULAR: water pump MS118-01765-3000 (96906)	B	EA		2										
X1 01030	2930-141-9380	BEARING, SLEEVE: water pump M600K203 (14351)	B	EA		1										
X1 01031		BODY ASSEMBLY, WATER PUMP T427K3130 (14351)	B	EA		1										
X1 01032	4730-011-2304	PLUG, PIPE X134 (14351)	B	EA		3										
X1 01033	5307-717-9648	STUD, PLAIN: water pump body to support 15XX4032 (14351)	B	EA		6										
X2 0 01034	2930-506-4857	HUB, FAN, WATER PUMP SHAFT TD600K301 (14351)	B	EA		1				SEE	GRP	0505				
X1 01035	4730-250-7905	FITTING, LUBRICATION: water pump body X940 (14351)	B	EA		1									31	6
X1 01036	2930-574-9249	GASKET: water pump drive shaft support to body M600K322 (14351) (Component of GASKET SET, Stock No. 2805-562-1171, See Group 0100) (Can be manufactured from PAPER, Stock No. 5330-270-8469)	AB	EA		1										

(1) SMR CODE INDEX NO.	(2) FEDERAL STOCK NUMBER	(3) DESCRIPTION REF NO. & MFR CODE USABLE ON CODE		(4) QTY UNIT OF ISSUE	(5) QTY INC IN UNIT PACK	(6) QTY INC IN UNIT	(7) 30-DAY DS MAINT ALLOWANCE			(8) 30-DAY GS MAINT ALLOWANCE			(9) 1-YR ALL PER 100 EQP CONTIN- GENCY	(10) DEPT MAINT ALL PER 100 EQUIP	(11) ILLUS- TRATION	
							(a)	(b)	(c)	(a)	(b)	(c)			(a)	(b)
							1-20	21-50	51-100	1-20	21-50	51-100			FIG NO	ITEM NO
X1 01037	5330-030-0851	GASKET: water pulp mtg K330X300 (14351) (Component of GASKET SET, Stock No. 2805-562-1171, See Group 0100) (Can be manufactured from ASBESTOS SHEET, Stock No. 5330-641-1191)	AB	EA		1									31	4
X1 01038	2930-371-5035	IMPELLER, WATER PUMP U501K413 (14351)	B	EA		1										
X2 0 01039	5315-298-3236	KEY, WOODRUFF: fan hub to shaft X599D (14351)	B	EA		1				SEE	GRP	0505				
X2 0 01040	2930-775-8979	NUT, HUB RETAINING: fan hub mtg 15XX18273 (14351)	B	EA		1				SEE	GRP	0505				
X1 01041	5310-837-2475	NUT, PIAIN, HEXAGON: water pump drive shaft sup- port to body stud 15XX1800C (14351)	B	EA		6										
X1 01042	5315-276-3610	PIN, GROOVED, HEADLESS: pump impeller to shaft X1794A (14351)	b	EA		1										
X1 01043	5340-281-6555	RING, RETAINING: shaft bearing M600K214 (14351)	B	EA		1										
X1 01044		SCREW, BEARING RETAINING: water pump 15XX2954 (14351)	B	E		1										
X1 01045	2930-353-8925	SEAL ASSEMBLY WATER PUMP U501K3090 (14351)	B	EA		1										
X1 01046	2930-371-5034	SHAFT, DRIVE, WATER PUMP U501K310 (14351)	B	EA		1										
X1 01047		SUPPORT ASSEMBLY : water pump drive M600K40213 (14351)	B	EA		1										
X1 01048	2930-331-7669	BUSHING, SLEEVE: water pump drive shaft U501G205 (14351)	B	EA		1										
X1 01049	5310-010-3319	WASHER, LOCK MS35338-6 (96906)	B	EA		6										

(1) SMR CODE INDEX NO.	(2) FEDERAL STOCK NUMBER	(3) DESCRIPTION REF NO. & MFR CODE USABLE ON CODE		(4) QTY UNIT OF ISSUE	(5) QTY INC IN UNIT PACK	(6) QTY INC IN UNIT	(7) 30-DAY DS MAINT ALLOWANCE			(8) 30-DAY GS MAINT ALLOWANCE			(9) 1-YR ALL PER 100 EQP CONTIN- GENCY	(10) DEPT MAINT ALL PER 100 EQUIP	(11) ILLUS- TRATION	
							(a)	(b)	(c)	(a)	(b)	(c)			(a)	(b)
							1-20	21-50	51-100	1-20	21-50	51-100			FIG NO	ITEM NO
0 01050	5310-010-3323	WASHER, LOCK: hub mtg	B	EA		1				SEE	GRP	0505				
X1 01051	5310-141-3163	WASHER, RECESSED: shaft M600K215 (14351)	B	EA		1										
P F 01052	2930-776-0541	PUMP, WATER T427K3133 (14351)	AC	EA		1	2	2	5	2	2	5	56	2	31	5
X1 01053	3110-156-4213	BEARING, BALL, ANNULAR: water pump 118-01765-3000 (96906)	AC	EA		2										
X1 01054	2930-141-9380	BEARING, SLEEVE M600K203 (14351)	AC	EA		1										
X1 01055		BODY ASSEMBLY, WATER PUMP T42XK3130 (14351)	AC	EA		1										
X1 01056	4730-011-2304	PLUG, PIPE X134 (14351)	AC	EA		3										
X1 01057	5307-717-9648	STUD, PLAIN: water pump body to support 15XX4032 (14351)	AC	EA		6										
X1 01058	4730-250-7905	FITTINC, LBRICATION: water X940 (14351)	AC	EA		1									31	6
X1 01059	2930-574-9249	CASKET: water pump drive shaft support to body M600K322 (14351); (Component of CASKET SET, Stock No. 2805-562-1171, See Group 0100) (Can be manufactured from PAPER, Stock No. 5330-270469)	AC	EA		1										
X1 01060	5330-030-0851	GASKET: water pump mtg K330K300 (14351) (Component of GASKET SET, Stock No. 2805-562-1171, See Group 0100) (Can bemanufactured from ASBESTOS SHEET, Stock No. 5330-641-1191)	AC	EA		1									31	4
X2 0 01061	2930-339-4870	HUB, FAN, WATER PUMP SHAFT T427K300 (14351)	AC	EA		1				SEE	GRP	0505				
X1 01062	2930-371-5035	IMPELLER, WATER PUMP U501K413 (14351)	AC	EA		1										

(1) SMR CODE INDEX NO.	(2) FEDERAL STOCK NUMBER	(3) DESCRIPTION REF NO. & MFR CODE USABLE ON CODE		(4) QTY UNIT OF ISSUE	(5) QTY INC IN UNIT PACK	(6) QTY INC IN UNIT	(7) 30-DAY DS MAINT ALLOWANCE			(8) 30-DAY GS MAINT ALLOWANCE			(9) 1-YR ALL PER 100 EQP CONTIN- GENCY	(10) DEPT MAINT ALL PER 100 EQUIP	(11) ILLUS- TRATION	
							(a)	(b)	(c)	(a)	(b)	(c)			(a)	(b)
							1-20	21-50	51-100	1-20	21-50	51-100			FIG NO	ITEM NO
0 01077 01078	5310-261-7340	WASHER, LOCK: water pump mtg 0505 - FAN ASSEMBLY		EA		3	*	*	*	*	*	*	*	*	31	18
P 0 01079	3030-892-4154	BELT, V MS51068-56 (96906)		EA		1	3	6	13	3	6	13	150	100	31	13
X2 0 01080		BLADE ASSEMBLY, FAN: 23 in. dia, 4 blades 9531SA (05748)	A	EA		1								2	31	14
0 01081	5306-225-8499	BOLT, MACHINE. fan blade to hub	A	EA		4	*	*	*	*	*	*	*	*	31	15
0 01082	5306-225-8499	BOLT, MACHINE: fan mtg	C	EA		4	*	*	*	*	*	*	*	*	31	15
X2 0 01083	2930-374-4072	FAN, ENGINE COOLING M330K408 (14351)	BC	EA		1								2	31	14
X2 0 01084	5325-896-2206	GROMET, RUBBER: drain hole 10114 (15748)	A	EA		1										
X2 0 01085	2930-374-8581	GUARD, ENGINE PAN 9579 (50309)	B	EA		1									30	13
X2 0 01086	4320-300-7051	GUARD, FAN 9532SA (05748)	A	EA		1									30	13
X2 0 01087		GUARD, FAN: lh and rh 2758036 (90785)	C	EA		2									30	13
X2 0 01088	4320-300-7033	GUARD, RADIATOR 10066SA (05748)	A	EA		1									30	9
X2 0 01089	2930-339-4870	HUB, FAN, WATER PUMP SHAFT T427K300 (14351)	AC	EA		1									31	10
X2 0 01090	2930-506-4857	HUB, FAN, WATER PUMP SHAFT TD600K301 (14351)	B	EA		1									31	10
X2 0 01091	5315-298-3236	KEY, WOODRUFF: hub to pup shaft X599D (14351)		EA		1									31	7
X2 0 01092	2930-775-8979	NUT, HUB RETAINING: fan hub mtg 15XX18273 (14351)		EA		1									31	12

(1) SMR CODE INDEX NO.	(2) FEDERAL STOCK NUMBER	(3) DESCRIPTION REF NO. & MFR CODE USABLE ON CODE		(4) QTY UNIT OF ISSUE	(5) QTY INC IN UNIT PACK	(6) QTY INC IN UNIT	(7) 30-DAY DS MAINT ALLOWANCE			(8) 30-DAY GS MAINT ALLOWANCE			(9) 1-YR ALL PER 100 EQP CONTIN- GENCY	(10) DEPT MAINT ALL PER 100 EQUIP	(11) ILLUS- TRATION	
							(a)	(b)	(c)	(a)	(b)	(c)			(a)	(b)
							1-20	21-50	51-100	1-20	21-50	51-100			FIG NO	ITEM NO
0 01093	5310-619-3555	NUT, PLAIN, HEXAGON: fan guard screw	C	EA		8	*	*	*	*	*	*	*	*	30	12
0 01094	5310-619-3555	NUT, PLAIN, HEXAGON: guard to radiator	A	EA		8	*	*	*	*	*	*	*	*	30	12
0 01095	5310-619-3556	NUT, PLAIN, HEXAGON: guard to partner flange	B	EA		1	*	*	*	*	*	*	*	*		
A 0 01096		SCREW, ASSEMBLED WASHER: fan blade mtg 15XX3896 (14351)	B	EA		4										
0 01097	5306-225-8499	BOLT, MACHINE	B	EA		4	*	*	*	*	*	*	*	*	31	15
0 01098	5310-011-5548	WASHER, LOCK	B	EA		4	*	*	*	*	*	*	*	*	31	16
0 01099	5305-225-3840	SCREW, CAP, HEXAGON HEAD: fan guard attaching	C	EA		8	*	*	*	*	*	*	*	*	30	10
0 01100	5305-068-0500	SCREW, CAP, HEXAGON HEAD: fan ring to radiator	B	EA		4	*	*	*	*	*	*	*	*	30	10
0 01101	5305-068-0506	SCREW, CAP, HEXAGON HEAD: guard to parting flange	B	EA		1	*	*	*	*	*	*	*	*		
0 01102	5305-012-1887	SCREW, CAP, HEXAGON HEAD: guard to radiator	A	EA		8	*	*	*	*	*	*	*	*	30	10
0 01103	5305-067-9897	SCREW, TAPPING, THREAD FORMING: fan shroud attaching	A	EA		10	*	*	*	*	*	*	*	*	30	14
X2 0 01104		SHROUD, FAN 9602 (50309)	B	EA		1									30	9
0 01105	5310-582-5676	WASHER, FLAT: guard to radiator	A	EA		5	*	*	*	*	*	*	*	*		
0 01106	5310-011-5548	WASHER, LOCK: fan blade to hub screw	A	EA		4	*	*	*	*	*	*	*	*	31	16
0 01107	5310-011-4604	WASHER, LOCK: fan guard screw	C	EA		8	*	*	*	*	*	*	*	*	30	11
0 01108	5310-011-5548	WASHER, LOCK: fan mtg	C	EA		4	*	*	*	*	*	*	*	*	31	16
0 01109	5310-012-1753	WASHER, LOCK: fan ring to radiator	B	EA		4	*	*	*	*	*	*	*	*	30	11
0 01110	5310-010-3319	WASHER, LOCK: guard to parting flange screw	B	EA		1	*	*	*	*	*	*	*	*		
0 01111	5310-012-0380	WASHER, LOCK: guard to radiator	A	EA		8	*	*	*	*	*	*	*	*	30	11
0 01112	5310-010-3323	WASHER, LOCK: hub mtg		EA		1	*	*	*	*	*	*	*	*	31	11

(1) SMR CODE INDEX NO.	(2) FEDERAL STOCK NUMBER	(3) DESCRIPTION REF NO. & MFR CODE USABLE ON CODE		(4) QTY UNIT OF ISSUE	(5) QTY INC IN UNIT PACK	(6) QTY INC IN UNIT	(7) 30-DAY DS MAINT ALLOWANCE			(8) 30-DAY GS MAINT ALLOWANCE			(9) 1-YR ALL PER 100 EQP CONTIN- GENCY	(10) DEPT MAINT ALL PER 100 EQUIP	(11) ILLUS- TRATION	
							(a)	(b)	(c)	(a)	(b)	(c)			(a)	(b)
							1-20	21-50	51-100	1-20	21-50	51-100			FIG NO	ITEM NO
X1 01143	5305-803-9742	SCREW, MACHINE: cover attaching 453661 (24617)	AC	EA		4									32	1
X1 01144	5305-272-5067	SCREW, MACHINE: DE attaching 453307 (16764)	AC	EA		1									33	4
X1 01145	5305-803-9742	SCREW, MACHINE: end cover attaching 453661 (24617)	AC	EA		4									33	1
X1 01146	5305-379-8379	SCREW, MACHINE: retainer plate attaching 454308 (16764)	AC	EA		4									33	32
X1 01147	2920-142-0321	SPACER, SLEEVE: DE 1922727 (16764)	AC	EA		1									33	31
X1 01148		TERMINAL 1909987 (16764)	AC	EA		1									33	28
X1 01149	5310-262-4715	WASHER, FLAT: shaft nut, DE 1905406 (16764)	AC	EA		1									33	16
X1 01150	5310-220-6573	WASHER, FLAT: spacing, brush arm 1916160 (16764)	AC	EA		4									32	10
X1 01151	5310-595-6475	WASHER, FLAT: terminal stud 1915799 (16764)	AC	EA		2									33	12
X1 01152	5310-245-0107	WASHER, LOCK: brush attaching 1914578 (16764)	AC	EA		4									32	7
X1 01153	5310-045-3296	WASHER, LOCK: brush plate attaching 453296 (16764)	AC	EA		4									32	15
X1 01154	5310-264-1985	WASHER, LOCK: CE frame attaching 453708 (16764)	AC	EA		4									33	5
X1 01155	5310-045-3299	WASHER, LOCK: coil lead to ground 453299 (16764)	AC	EA		1									33	9
X1 01156	5310-045-3296	WASHER, LOCK: cover attaching screw 453296 (16764)	AC	EA		4									32	2
X1 01157	5310-264-1985	WASHER, LOCK: DE attaching screw 453708 (16764)	AC	EA		1									33	5

(1) SMR CODE INDEX NO.	(2) FEDERAL STOCK NUMBER	(3) DESCRIPTION REF NO. & MFR CODE USABLE ON CODE		(4) QTY UNIT OF ISSUE	(5) QTY INC IN UNIT PACK	(6) QTY INC IN UNIT	(7) 30-DAY DS MAINT ALLOWANCE			(8) 30-DAY GS MAINT ALLOWANCE			(9) 1-YR ALL PER 100 EQP CONTIN- GENCY	(10) DEPT MAINT ALL PER 100 EQUIP	(11) ILLUS- TRATION	
							(a)	(b)	(c)	(a)	(b)	(c)			(a)	(b)
							1-20	21-50	51-100	1-20	21-50	51-100			FIG NO	ITEM NO
X1 01158	5310-045-3474	WASHER LOCK: and cover attaching 453474 (16764)	AC	EA		4									33	2
X1 01159	5310-045-3474	WASHER, LOCK: retainer plate attaching 453474 (16764)	AC	EA		4									33	33
X1 01160	5310-012-0380	WASHER, LOCK: terminal stud MS35338-25 (96906)	AC	EA		4									33	11
X1 01161	2920-753-8762	WINDING, GENERATOR FIELD lower, rh 1916141 (16764)	AC	EA		1									33	35
X1 01162	2920-504-1781	WINDING, GENERATOR FIELD: lower, lh 1915853 (16764)	AC	EA		1									33	36
X1 01163	2920-504-1762	WINDING, GENERATOR FIELD upper, rh 1916140 (16764)	AC	EA		1									33	29
X1 01164	2920-753-8763	WINDING SET, GENERATOR FIELD: upper, lh 1916143 (16764)	AC	EA		1									33	30
P 0 R 01165	2920-516-9832	GENERATOR, ENGINE ACCESSORY 1106871 (16764) (Includes components of REPAIR KIT, Stock No. 2920-536-5414)	B	EA		1	2	3	5	2	3	5	60	2	46	6
X1 01166	2920-635-0614	ARMATURE, GENERATOR 1915881 (16764)	B	EA		1										
X1 01167	5977-374-4471	BAND, COVER, ELECTRICAL BRUSH 1915849 (16764)	B	EA		1									46	5
X1 01168	2920-586-2051	BEARING, BALL, ANNULAR: commutator and 954685 (16764)	B	EA		1										
X1 01169	3110-156-3537	BEARING, BALL, ANNULAR: drive end 908605 (16764)	B	EA		1										
X1 01170	5306-428-6563	BOLT, MACHINE: thru 1915383 (16764)	B	EA		2									46	4
X1 01171	2920-353-9912	END BELL, ELECTRICAL ROTATING EQUIPMENT: commutator and 1915879 (16764)	B	EA		1										

(1) SMR CODE INDEX NO.	(2) FEDERAL STOCK NUMBER	(3) DESCRIPTION REF NO. & MFR CODE USABLE ON CODE		(4) QTY UNIT OF ISSUE	(5) QTY INC IN UNIT PACK	(6) QTY INC IN UNIT	(7) 30-DAY DS MAINT ALLOWANCE			(8) 30-DAY GS MAINT ALLOWANCE			(9) 1-YR ALL PER 100 EQP CONTIN- GENCY	(10) DEPT MAINT ALL PER 100 EQUIP	(11) ILLUS- TRATION	
							(a)	(b)	(c)	(a)	(b)	(c)			(a)	(b)
							1-20	21-50	51-100	1-20	21-50	51-100			FIG NO	ITEM NO
X1 01172	4730-278-5754	CUP, OIL, LUBRICATING: drive end 453355 (16764)	B	EA		1									46	3
X1 01173-	9390-141-5650	FELSTRIP: oil, commutator end 29047 (16764)	B	EA		1										
X1 01174	2920-353-9913	END BELL, ELECTRICAL ROTATING EQUIPMENT: drive end 1915880 (16764)	B	EA		1									46	3
X1 01175	4730-278-5754	CUP, OIL, LUBRICATING: drive end 453355 (16764)	B	EA		1										
X1 01176	9390-141-5650	FELSTRIP: oil, drive end 29047 (16764)	B	EA		1										
X1 01177	2920-567-1542	GASKET: retainer plate, commutator end 1914753 (24617)	B	EA		1										
X1 01178	5330-353-9906	GASKET: retainer plate, drive end 1915851 (16764)	B	EA		1										
X1 01179	5977-295-8926	HOLDER, ELECTRICAL CONTACT BRUSH 1915831 (16764)	B	EA		2										
X1 01180	5315-616-5523	KEY, WOODRUFF shaft, drive end 124548 (16764)	B	EA		1									46	7
X1 01181	6150-279-6020	LEAD, ELECTRICAL 1910880 (16764)	B	EA		1										
X1 01182	5310-222-7246	NUT, PLAIN, HEXAGON: brush holder 1914124 (16764)	B	EA		4										
X1 01183	5310-298-9261	NUT, PLAIN, HEXAGON: retainer 432230 (16764)	B	EA		6										
X1 01184	5310-720-8538	NUT, PLAIN, HEXAGON: shaft, drive end MS35692-1025 (96906)	B	EA		1									46	10
X1 01185	5310-194-8191	NUT, PLAIN, HEXAGON: terminal stud 116004 (16764)	B	B		EA	6									
X1 01186	5315-298-4077	PIN, STRAIGHT, HEADLESS: end plates 809062 (16764)	B	EA		2										

(1) SMR CODE INDEX NO.	(2) FEDERAL STOCK NUMBER	(3) DESCRIPTION REF NO. & MFR CODE USABLE ON CODE		(4) QTY UNIT OF ISSUE	(5) QTY INC IN UNIT PACK	(6) QTY INC IN UNIT	(7) 30-DAY DS MAINT ALLOWANCE			(8) 30-DAY GS MAINT ALLOWANCE			(9) 1-YR ALL PER 100 EQP CONTIN- GENCY	(10) DEPT MAINT ALL PER 100 EQUIP	(11) ILLUS- TRATION	
							(a)	(b)	(c)	(a)	(b)	(c)			(a)	(b)
							1-20	21-50	51-100	1-20	21-50	51-100			FIG NO	ITEM NO
X1 01187		PLATE, BEARING RETAINER: commutator 1915847 (16764)	B	EA		1									46	2
X1 01188	2920-353-9905	PLATE, INSIDE BEARING RETAINER: drive end 1915850 (16764)	B	EA		1										
X1 01189	2920-353-9908	PLATE, OUTSIDE BEARING RETAINER: drive end 1915855 (16764)	B	EA		1										
X1 01190	5999-666-3146	POLE PIECE, MAGNET: generator 1915846 (16764)	B	EA		2										
X1 01191	5305-733-7613	SCREW, MACHINE: bearing retainer plate, commutator end 1914580 (16764)	B	EA		3									46	1
X1 01192	5305-543-2753	SCREW MACHINE: brush lead 446646 (16764)	B	EA		2										
X1 01193	5305-984-7342	SCREW, MACHINE: brush lead 453337 (16764)	B	EA		4										
X1 01194	5305-988-1720	SCREW, MACHINE: field frame 131387 (24617)	B	EA		1										
X1 01195	5306-622-9486	SCREW, MACHINE: retainer plate 1915856 (16764)	B	EA		6										
X1 01196	2920-376-8328	SPACER, SHAFT BEARING: outer, drive end 1915852 (16764)	B	EA		1										
X1 01197	5940-204-3314	TERMINAL, STUD 1909988 (16764)	B	EA		1										
X1 01198	5940-204-7468	TERMINAL, STUD 1909988 (16764)	B	EA		1										
X1 01199	5310-262-4715	WASHER, FLAT: shaft, drive end 1905406 (16764)	B	EA		1									46	9
X1 01200	5310-595-6475	WASHER, FLAT: terminal stud 1915799 (16764)	B	EA		3										

(1) SMR CODE INDEX NO.	(2) FEDERAL STOCK NUMBER	(3) DESCRIPTION REF NO. & MFR CODE USABLE ON CODE		(4) QTY UNIT OF ISSUE	(5) QTY INC IN UNIT PACK	(6) QTY INC IN UNIT	(7) 30-DAY DS MAINT ALLOWANCE			(8) 30-DAY GS MAINT ALLOWANCE			(9) 1-YR ALL PER 100 EQP CONTIN- GENCY	(10) DEPT MAINT ALL PER 100 EQUIP	(11) ILLUS- TRATION	
							(a)	(b)	(c)	(a)	(b)	(c)			(a)	(b)
							1-20	21-50	51-100	1-20	21-50	51-100			FIG NO	ITEM NO
P 0 01217	2920-536-5415	REPAIR KIT, GENERATOR 1939194 (16764)	AC	EA		1	6	13	25	6	13	25	300	100		
X1 01218	5977-285-0009	BRUSH, ELECTRICAL CONTACT 1906927 (16764)	AC	EA		4									32	8
X1 01219	5977-374-4473	BRUSH, ELECTRICAL, CONTACT: static 1916415 (16764)	AC	EA		1									33	23
X1 01220	5977-741-6308	BRUSH, ELECTRICAL, CONTACT: static 1916546 (16764)	AC	EA		1										
X1 01221	3120-608-1453	BUSHING, SLEEVE 1909995 (16764)	AC	EA		2									33	27
X1 01222	5910-256-9728	CAPACITOR, FIXED, PAPER DIELECTRIC 1916209 (16764)	AC	EA		1										
X1 01223	5910-538-4990	CAPACITOR, FIXED, PAPER DIELECTRIC 1922736 (16764)	AC	EA		1										
X1 01224	5970-737-4865	INSULATOR, FIELD WINDING 1917993 (16764)	AC	EA		2										
X1 01225	2920-741-6314	PACKING, PREFORMED 1920840 (16764)	AC	EA		1										
X1 01226	5305-988-3786	SCREW, MACHINE: poleshoe 456658 (16764)	AC	EA		8									33	14
X1 01227	2920-737-2081	SEAL KIT 1917992 (16764)	AC	EA		1										
X1 01228	5330-141-5051	PACKING, PREFORMED 1916149 (16764)	AC	EA		2										
X1 01229	2920-291-8039	PACKING, PREFORMED 1913678 (16764)	AC	EA		1										
X1 01230	2920-597-4153	SPRING, HELICAL, TORSION: brush 1916542 (16764)	AC	EA		4									32	12

(1) SMR CODE INDEX NO.	(2) FEDERAL STOCK NUMBER	(3) DESCRIPTION REF NO. & MFR CODE USABLE ON CODE		(4) QTY UNIT OF ISSUE	(5) QTY INC IN UNIT PACK	(6) QTY INC IN UNIT	(7) 30-DAY DS MAINT ALLOWANCE			(8) 30-DAY GS MAINT ALLOWANCE			(9) 1-YR ALL PER 100 EQP CONTIN- GENCY	(10) DEPT MAINT ALL PER 100 EQUIP	(11) ILLUS- TRATION	
							(a)	(b)	(c)	(a)	(b)	(c)			(a)	(b)
							1-20	21-50	51-100	1-20	21-50	51-100			FIG NO	ITEM NO
X1 01231	2920-249-8283	SPRING, HELICAL, TORSION: brush 1916324 (16764)	AC	EA		4										
X1 01232	5310-281-8359	WASHER, FLAT: space 1916419 (16764)	AC	EA		1										
X1 01233	5310-262-4754	WASHER, FLAT: space 1916643 (16764)	AC	EA		1										
X1 01234	5340-374-4506	WASHER, FLAT: spacing 1922158 (16764)	AC	EA		1									33	6
X1 01235	5330-291-4496	WASHER, NONMETALLIC: insulator terminal 1914751 (16764)	AC	EA		2									33	13
X1 01236		WASHER, SPACING 1917877 (16764)	AC	EA		1										
P 0 01237	2920-536-5414	REPAIR KIT, GENERATOR 1939193 (16764)	B	EA		1	6	13	25	6	13	25	300	100		
X1 01238	5977-285-0008	BRUSH, ELECTRICAL CONTACT 1906926 (16764)	B	EA		2										
X1 01239	3120-608-1453	BUSHING, SLEEVE: field terminal 1909995 (16764)	B	EA		3										
X1 01240	5305-514-8436	SCREW, MACHINE: pole shoe 1914750 (16764)	B	EA		4										
X1 01241	5340-249-5903	SPRING, HELICAL, EXTENSION: brush 1915845 (16764)	B	EA		2										
X1 01242	5340-449-5507	WASHER, FLAT: bearing spacer 1888761 (16764)	B	EA		1										
X1 01243	5330-291-4496	WASHER, NONMETALLIC: terminal 1914751 (16764)	B	EA		3										
0 01244	5305-269-3211	SCREW, CAP, HEXAGON HEAD: adjusting strap to generator	B	EA		1	*	*	*	*	*	*	*	*		
0 01245	5305-269-3210	SCREW, CAP, HEXAGON HEAD: generator adjusting bracket to generator	A	EA		1	*	*	*	*	*	*	*	*		

(1) SMR CODE INDEX NO.	(2) FEDERAL STOCK NUMBER	(3) DESCRIPTION REF NO. & MFR CODE USABLE ON CODE		(4) QTY UNIT OF ISSUE	(5) QTY INC IN UNIT PACK	(6) QTY INC IN UNIT	(7) 30-DAY DS MAINT ALLOWANCE			(8) 30-DAY GS MAINT ALLOWANCE			(9) 1-YR ALL PER 100 EQP CONTIN- GENCY	(10) DEPT MAINT ALL PER 100 EQUIP	(11) ILLUS- TRATION	
							(a)	(b)	(c)	(a)	(b)	(c)			(a)	(b)
							1-20	21-50	51-100	1-20	21-50	51-100			FIG NO	ITEM NO
01246 0	5305-577-5462	SCREW, CAP, HEXAGON HEAD: generator adjusting strap to generator	C	EA		1	*	*	*	*	*	*	*			
01247 0	5305-688-2018	SCREW, CAP, HEXAGON HEAD: generator bracket to crankcase	A	EA		2	*	*	*	*	*	*	*			
01248 0	5305-050-1076	SCREW, CAP, HEXAGON HEAD: generator to bracket	A	EA		2	*	*	*	*	*	*	*			
01249 0	5305-045-1988	SCREW, CAP, HEXAGON HEAD: generator to bracket	C	EA		2	*	*	*	*	*	*	*			
01250 0	5305-710-4185	SCREW, CAP, HEXAGON HEAD: generator to bracket	B	EA		2	*	*	*	*	*	*	*			
01251 X2 0	5305-275-6835	SCREW, MACHINE: fan mtg	AC	EA		4	*	*	*	*	*	*	*	33	19	
01252 0		STRAP, GENERATOR: adjusting 9604 (05748)	A	EA		1										
01253 0	5310-261-7340	WASHER, LOCK: adjusting strap to generator screw	B	EA		1	*	*	*	*	*	*	*			
01254 0	5310-010-3323	WASHER, LOCK: bracket to engine block stud	B	EA		2	*	*	*	*	*	*	*			
01255 0	5310-017-8591	WASHER, LOCK: bracket to crankcase mtg	C	EA		2	*	*	*	*	*	*	*			
01256 0	5310-264-1985	WASHER, LOCK: fan mtg	AC	EA		4	*	*	*	*	*	*	*	33	5	
01257 0	5310-017-3128	WASHER, LOCK: generator adjusting strap	C	EA		2	*	*	*	*	*	*	*			
01258 0	5310-011-5549	WASHER, LOCK: generator adjusting strap to generator	A	EA		1	*	*	*	*	*	*	*			
01259 0	5310-543-4377	WASHER, LOCK: generator bracket to crankcase	A	EA		2	*	*	*	*	*	*	*			
01260 0	5310-017-8576	WASHER, LOCK: generator to bracket	C	EA		2	*	*	*	*	*	*	*			
01261 X2 0	5310-010-3322	WASHER, LOCK: generator to bracket screw	B	EA		4	*	*	*	*	*	*	*			
01262 0		0602 - GENERATOR REGULATOR (VOLTAGE) BRACKET, REGULATOR MOUNTING 9616 (50309)	B	EA		1										
01263 0	5310-619-3556	NUT, PLAIN, HEXAGON: regulator to bracket screw	B	EA		3	*	*	*	*	*	*	*			
01264																

(1) SMR CODE INDEX NO.	(2) FEDERAL STOCK NUMBER	(3) DESCRIPTION REF NO. & MFR CODE USABLE ON CODE		(4) QTY UNIT OF ISSUE	(5) QTY INC IN UNIT PACK	(6) QTY INC IN UNIT	(7) 30-DAY DS MAINT ALLOWANCE			(8) 30-DAY GS MAINT ALLOWANCE			(9) 1-YR ALL PER 100 EQP CONTIN- GENCY	(10) DEPT MAINT ALL PER 100 EQUIP	(11) ILLUS- TRATION	
							(a)	(b)	(c)	(a)	(b)	(c)			(a)	(b)
							1-20	21-50	51-100	1-20	21-50	51-100			FIG NO	ITEM NO
P 0 01265	2920-293-5158	REGULATOR ENGINE GENERATO R 1118632 (16764)	AC	EA		1	2	4	8	2	4	8	90	5		
P 0 01266	2920-392-2672	REGULATOR ENGINE GENERATOR 1118378 (16764)	B	EA		1	2	4	8	2	4	8	90	5	46	11
0 01267	5305-267-8974	SCREW, CAP, HEXAGON HEAD: regulator to bracket	B	EA		3	*	*	*	*	*	*	*	*		
0 01268 01269	5310-017-4916	WASHER, LOCK: regulator to bracket screw 0603 - STARTING MOTOR	B	EA		6	*	*	*	*	*	*	*	*		
P 0 01270	2920-896-2168	LEAD, ELECTRICAL: starter to engine 9601 (05748)	A	EA		1	*	2	2	*	2	2	18	10		
P 0 01271	2920-536-5423	REPAIR KIT, STARTING MOTOR 1939202 (16764)		EA		1	4	8	15	4	8	15	180	20		
X1 01272	2920-287-8943	BEARING, SLEEVE: CE 38273 (16764)		EA		2									25	7
X1 01273	3120-661-3432	BEARING, SLEEVE: drive end 1856826 (16764)		EA		1									24	28
X1 01274	5977-223-1596	BRUSH, ELECTRICAL CONTACT 1906902 (16764)		EA		8									25	19
X1 01275	5970-613-2122	INSULATOR, BUSHING: field terminal stud 1914645 (16764)		EA		2									24	47
X1 01276	2920-737-3225	INSULATOR, FIELD WINDING 1914873 (16764)		EA		2										
X1 01277	5305-957-2644	SCREW, MACHINE: pole shoe 1913100 (16764)		EA		8									24	52
X1 01278	2920-734-8954	SPRING, HELICAL, TORSION: brush 1904981 (16764)		EA		8									25	23
X1 01279	5310-374-4466	WASHER, BEVEL: brake shoe 1915189 (16764)		EA		1									24	12
X1 01280	5340-275-1344	WASHER, FLAT: center bearing shift sleeve, spacing 1906089 (16764)		EA		1								24	39	

(1) SMR CODE INDEX NO.	(2) FEDERAL STOCK NUMBER	(3) DESCRIPTION REF NO. & MFR CODE USABLE ON CODE		(4) QTY UNIT OF ISSUE	(5) QTY INC IN UNIT PACK	(6) QTY INC IN UNIT	(7) 30-DAY DS MAINT ALLOWANCE			(8) 30-DAY GS MAINT ALLOWANCE			(9) 1-YR ALL PER 100 EQP CONTIN- GENCY	(10) DEPT MAINT ALL PER 100 EQUIP	(11) ILLUS- TRATION	
							(a)	(b)	(c)	(a)	(b)	(c)			(a)	(b)
							1-20	21-50	51-100	1-20	21-50	51-100			FIG NO	ITEM NO
X1 01281	5310-167-0839	WASHER, FLAT: terminal, stud, CE 1914647 (16764)		EA		3									25	4
X1 01282	5330-286-3504	WASHER, NONMETALLIC: brake, CE 1914649 (16764)		EA		1									24	18
X1 01283	5330-297-6084	WASHER, NONMETALLIC: field terminal stud 1921643 (16764)		EA		2									25	9
X1 01284	5330-298-0772	WASHER, NONMETALLIC: terminal stud, CE 1914646 (16764)		EA		1									24	19
X1 01285	5310-281-5389	WASHER RECESSED center bearing and shift sleeve, spacing 1906090 (16764)		EA		1									25	30
0 01286	5305-044-5503	SCREW, CAP, HEXAGON HEAD: starter mtg		EA		3	*	*	*	*	*	*	*	*	24	38
0 01287	5305-269-3214	SCREW, CAP, HEXAGON HEAD: starter to flywheel housig, outer	A	EA		1	*	*	*	*	*	*	*	*	24	33
P O R 01288	2920-900-1631	STARTER,ENGINE ELECTRICAL 1109725 (16764) (Includes components of REPAIR KIT, Stock No. 2920-536-5423)		EA EA		1 1	2 2	3 3	5 5	2 2	3 3	5 5	60	2		
X1 01289	2920-284-1430	ARMATURE, MOTOR 1915114 (16764)		EA		1									24	20
X1 01290	2920-538-0353	BAND, COVER ,ELECTRICAL BRUSH 1914877 (16764)		EA		1									24	13
x1 01291	5305-957-2635	SCREW, MACHINE: cover band MS35242-77 (96906)		EA		2									24	14
X1 01292	5306-276-8456	BOLT, MACHINE: drive end attaching 1913128 (16764)		EA		5									24	30
X1 01293	5306-550-9129	BOLT, MACHINE frame attaching 1914869 (16764)		EA		4									24	48
X1 01294	3040-541-6884	COLLAR, PINION STOP: spur gear 1872650 (16764)		EA		1									24	51

(1) SMR CODE INDEX NO.	(2) FEDERAL STOCK NUMBER	(3) DESCRIPTION REF NO. & MFR CODE USABLE ON CODE		(4) QTY UNIT OF ISSUE	(5) QTY INC IN UNIT PACK	(6) QTY INC IN UNIT	(7) 30-DAY DS MAINT ALLOWANCE			(8) 30-DAY GS MAINT ALLOWANCE			(9) 1-YR ALL PER 100 EQP CONTIN- GENCY	(10) DEPT MAINT ALL PER 100 EQUIP	(11) ILLUS- TRATION	
							(a)	(b)	(c)	(a)	(b)	(c)			(a)	(b)
							1-20	21-50	51-100	1-20	21-50	51-100			FIG NO	ITEM NO
X1 01310	5305-637-7541	SCREW, MACHINE: brush holder 1904983 (16764)		EA		2									25	28
X1 01311	5305-543-2753	SCREW, MACHINE: brush holder 446646 (16764)		EA		2									25	27
X1 01312	5305-363-3582	SCREW, SHOULDER: insulator brush 1904982 (16764)		EA		2									25	22
X1 01313	5310-045-3296	WASHER LOCK: brush holder screw 453296 (16764)		EA		8									25	20
X1 01314	5330-291-4498	WASHER NONMETALLIC: brush holder screw insulation 1913080 (16764)		EA		8									25	29
X1 01315	2920-353-9776	HOUSING, BEARING UNIT, FLANGE HOUSING: center bearing 1915113 (16764)		EA		1									24	40
X1 01316		PLATE, WICK RETAINER 1921672 (16764)		EA		1									24	42
X1 01317		RING, RETAINING 1921671(16764)		EA		1									24	43
X1 01318	9390-276-9472	WICK: center bearing 1921663 (16764)		EA		1									24	41
X1 01319		HOUSING, STARTER DRIVE 1915907 (16764)		EA		1									24	29
X1 01320		COVER, HOUSING 1915111 (16764)		EA		1									24	23
X1 01321	4730-018-9566	PLUG, PIPE 1913035 (16764)		EA		1									24	26
X1 01322	5305-660-2427	SCREW MACHINE: cover plate MS35265-80 (96906)		EA		4									24	21
X1 01323	5310-045-3303	WASHER LOCK: cover plate screw attaching 1915110 (16764)		EA		4									24	22
X1 00324	9390-424-5145	WICK, DRIVE END 1909654 (16764)		EA		1									24	27

(1) SMR CODE INDEX NO.	(2) FEDERAL STOCK NUMBER	(3) DESCRIPTION REF NO. & MFR CODE USABLE ON CODE		(4) QTY UNIT OF ISSUE	(5) QTY INC IN UNIT PACK	(6) QTY INC IN UNIT	(7) 30-DAY DS MAINT ALLOWANCE			(8) 30-DAY GS MAINT ALLOWANCE			(9) 1-YR ALL PER 100 EQP CONTIN- GENCY	(10) DEPT MAINT ALL PER 100 EQUIP	(11) ILLUS- TRATION	
							(a)	(b)	(c)	(a)	(b)	(c)			(a)	(b)
							1-20	21-50	51-100	1-20	21-50	51-100			FIG NO	ITEM NO
X1 01325	6150-279-6040	LEAD ASSEMBLY, SOLENOID SWITCH 1913122 (16764)		EA		1									24	1
X1 01326 M H 01327	5310-045-3294	WASHER, LOCK: solenoid relay mtg 453294 (16764)		EA		4									24	6
	2920-636-8918	LEAD, ELECTRICAL: solenoid switch to field terminal 915906 (16764)		EA		1									24	4
X2 H 01328	5975-284-9305	MANUFACTURE FROM: CABLE NIPPLE, ELECTRICAL		EA		1										
X2 H 01329	5940-155-9693	TERMINAL, LUG		EA		1										
X2 H 01330	5940-271-9499	TERMINAL, LUG		EA		1										
P H 01331	6145-284-0328	WIRE, ELECTRICAL		FT					SEE	GRP	9501					
X1 01332	2920-353-9869	LEVER, SHIFT 1915109 (16764)		EA		1									24	24
X1 01333	2920-353-9868	LINK ASSEMBLY, SHIFT LEVER 1915108 (16764)		EA		1									24	8
X1 01334	5310-784-3153	NUT, PLAIN, HEXAGON: field terminal screw 453287 (16764)		EA		1									24	17
X1 01335	5310-685-1429	NUT, PLAIN, HEXAGON: field terminal stud 453285 (16764)		EA		1									24	15
X1 01336	5310-012-0378	NUT, PLAIN, HEXAGON: terminal stud 453287 (16764)		EA		1									25	3
X1 01337	5310-189-8451	NUT, PLAIN, HEXAGON: terminal stud 453285 (16764)		EA		1									25	1
X1 01338	5315-845-7787	PIN, COTTER: shaft collar 454491 (16764)		EA		1									24	50
X1 01339	5315-839-2325	PIN, COTTER: shift lever pin 453323 (16764)		EA		1									24	10

(1) SMR CODE INDEX NO.	(2) FEDERAL STOCK NUMBER	(3) DESCRIPTION REF NO. & MFR CODE USABLE ON CODE		(4) QTY UNIT OF ISSUE	(5) QTY INC IN UNIT PACK	(6) QTY INC IN UNIT	(7) 30-DAY DS MAINT ALLOWANCE			(8) 30-DAY GS MAINT ALLOWANCE			(9) 1-YR ALL PER 100 EQP CONTIN- GENCY	(10) DEPT MAINT ALL PER 100 EQUIP	(11) ILLUS- TRATION	
							(a)	(b)	(c)	(a)	(b)	(c)			(a)	(b)
							1-20	21-50	51-100	1-20	21-50	51-100			FIG NO	ITEM NO
X1 01340	5315-276-4449	PIN, STRAIGHT, HEADED: shift lever 1913133 (16764)		EA		1									24	9
X1 01341	5999-500-7023	POLE PIECE, MAGNET 1914872 (16764)		EA		4									24	11
P 0 01342	2920-269-7111	RELAY, SOLENOID, ENGINE STARTER, ELECTRICAL 1118180 (16764)		EA		1	2	2	2	2	2	24	20	24	5	
X1 01343	5305-068-0500	SCREW, CAP, HEXAGON HEAD: solenoid relay mounting		EA		4									24	7
X1 01344	5305-889-3002	SCREW, MACHINE: brush lead attaching 453281 (16764)		EA		8									25	17
X1 01345	5305-984-6192	SCREW, MACHINE brush plate assembly attaching 453293 (16764)		EA		3									25	14
X1 01346	5305-272-5065	SCREW, MACHINE: field terminal 1861906 (16764)		EA		1									24	46
X1 01347	2920-364-3608	SLEEVE SHIFT, STARTER DRIVE 1913115 (16764)		EA		1									24	37
X1 01348	2920-597-9932	SPRING, HELICAL, COMPRESSION: spear gear meshing 1913132 (16764)		EA		1									24	35
X1 01349	2920-321-3140	SPRING, HELICAL, TORSION: shift lever 1913135 (16764)		EA		1									24	25
X1 01350	5310-685-1653	WASHER, FLAT: brush plate assembly attaching 1913086 (16764)		EA		3									25	12
X1 01351	5310-527-5763	WASHER, KEY drive end bolt attaching 1913130 (16764)		EA		5									24	49
X1 01352	5310-527-5763	WASHER, KEY frame attaching screw 1913130 (16764)		EA	EA	4							24		31	
X1 01353	5310-045-3299	WASHER, LOCK: brush lead attaching 453299 (16764)		EA		8									25	18
X1 01354	5310-276-2753	WASHER, LOCK: brush plate assembly screw attaching 1914107 (16764)		EA		3									25	13

(1) SMR CODE INDEX NO.	(2) FEDERAL STOCK NUMBER	(3) DESCRIPTION REF NO. & MFR CODE USABLE ON CODE		(4) QTY UNIT OF ISSUE	(5) QTY INC IN UNIT PACK	(6) QTY INC IN UNIT	(7) 30-DAY DS MAINT ALLOWANCE			(8) 30-DAY GS MAINT ALLOWANCE			(9) 1-YR ALL PER 100 EQP CONTIN- GENCY	(10) DEPT MAINT ALL PER 100 EQUIP	(11) ILLUS- TRATION	
							(a)	(b)	(c)	(a)	(b)	(c)			(a)	(b)
							1-20	21-50	51-100	1-20	21-50	51-100			FIG NO	ITEM NO
X1 01355	5310-045-3298	WASHER, LOCK: field terminal screw 453298 (16764)		EA		2									24	16
X1 01356	5310-276-2746	WASHER, LOCK: terminal stud 1914648 (16764)		EA		2									25	2
X1 01357	5330-734-8959	WASHER, NONMETALLIC: terminal stud 1913084 (16764)		EA		3									25	5
X1 01358	2920-363-9465	WINDING, MOTOR FIELD: 1h 1911217 (16764)		EA		1									24	44
X1 01359	2920-363-9464	WINDING, MOTOR FIELD: rh 1911221 (16764)		EA		1									24	45
0 01360 01361	5310-010-3325	WASHER, LOCK: starter mtg 0605 - IGNITION COMPONENTS		EA		3	*	*	*	*	*	*	*	*	24	32
P 0 01362	2920-393-7303	CABLE ASSEMBLY, SPECIAL PURPOSE ELECTRICAL. magneto ground 9175 (50309)	B	EA		1	2	2	3	2	2	3	30	10		
X2 0 01363		ADAPTER 9266 (50309)	B	EA		1										
X2 0 01364		BUSHING 1795 (50309)	B	EA		1										
X2 0 01365		BUSHING, INSULATING 9565 (50309)	B	EA		1										
X2 0 01366	5975-744-5005	FERRULE, ELECTRICAL CONDUIT 9009 (50309)		B	EA	EA	2									
0 01367	5310-719-5739	NUT, PLAIN, HEXAGON	B	EA		2	*	*	*	*	*	*	*	*		
X2 0 01368		SEAL 9016 (50309)		B	EA	EA	2									
X2 0 01369		SPRING 1796 (50309)	B	EA		1										
X2 0 01370		TERMINAL 31903 (50309)	B	EA		1										

(1) SMR CODE INDEX NO.	(2) FEDERAL STOCK NUMBER	(3) DESCRIPTION REF NO. & MFR CODE USABLE ON CODE		(4) QTY UNIT OF ISSUE	(5) QTY INC IN UNIT PACK	(6) QTY INC IN UNIT	(7) 30-DAY DS MAINT ALLOWANCE			(8) 30-DAY GS MAINT ALLOWANCE			(9) 1-YR ALL PER 100 EQP CONTIN- GENCY	(10) DEPT MAINT ALL PER 100 EQUIP	(11) ILLUS- TRATION	
							(a)	(b)	(c)	(a)	(b)	(c)			(a)	(b)
							1-20	21-50	51-100	1-20	21-50	51-100			FIG NO	ITEM NO
X1 01385		SEAL 9015 (50309)	B	EA		12										
P 0 01386	2920-848-4599	GASKET: magneto to spacer F140M232 (14351) (Can be manufactured from PAPER, Stock No. 5330-270-8469)		EA		2	8	15	30	8	15	30	360	200	35	20
X2 0 01387	2920-830-8761	HOLDER, INSULATOR: high tension standoff 9520 (50309)	B	EA		2										
X2 0 01388	5325-276-4215	GROMMET, RUBBER: standoff 9521 (50309)	B	EA		2										
P 0 01389	2920-629-1905	LEAD, ELECTRICAL: shielded magneto to safety switch 10078 (05748)	A	EA		1	*	2	2	*	2	2	18	10		
P OR 01390	2920-376-8339	MAGNETO, IGNITION FME6B16A (82796) (Includes components of PARTS KIT, Stock No. 2920-725-6509)	AC	EA		1	3	5	10	3	5	10	120	2		
X1 01391	2920-603-5013	BEARING, BALL, ANNULAR: commutator end A5949A (82796)	AC	EA		1									35	1
X1 01392	3110-157-0200	BEARING, BALL ANNULAR: distributor A5949C (82796)	AC	EA		1									34	10
X1 01393	3110-156-6705	BEARING, SLEEVE B5949 (82796)	AC	EA		1									35	22
X1 01394	2920-325-4823	BLOCK, INSULATION W2474X (82796)	AC	EA		1									34	6
X1 01395	2920-354-0750	CAM WICK AND HOLDER ASSEMBLY G2788 (82796)	AC	EA		1									34	27
X1 01396	2920-793-1819	CAP, END ASSEMBLY Z2430A (82796)	AC	EA		1									34	1
X1 01397	5305-638-5684	SCREW, MACHINE: vent hood attaching 656N (82796)	AC	EA		1									34	4

(1) SMR CODE INDEX NO.	(2) FEDERAL STOCK NUMBER	(3) DESCRIPTION REF NO. & MFR CODE USABLE ON CODE		(4) QTY UNIT OF ISSUE	(5) QTY INC IN UNIT PACK	(6) QTY INC IN UNIT	(7) 30-DAY DS MAINT ALLOWANCE			(8) 30-DAY GS MAINT ALLOWANCE			(9) 1-YR ALL PER 100 EQP CONTIN- GENCY	(10) DEPT MAINT ALL PER 100 EQUIP	(11) ILLUS- TRATION		
							(a)	(b)	(c)	(a)	(b)	(c)			(a)	(b)	
							1-20	21-50	51-100	1-20	21-50	51-100			FIG NO	ITEM NO	
X1 01413	2920-514-4920	GASKET : end cap cover F682A (82796)	AC	EA		1											
X1 01414	2920-325-4817	GASKET: end cap to frame Q2498 (82796)	AC	EA		1										34	5
X1 01415	2920-333-5352	GEAR ASSEMBLY, MAGNETO BX5939X (82796)	AC	EA		1										34	12
X1 01416	2920-428-7586	GEAR, SPUR: magneto rotor E5952 (82796)	AC	EA		1										35	4
X1 01417		HOUSING ASSEMBLY: magneto DZ2425 (82796)	AC	EA		1										35	11
X1 01418	5305-638-5684	SCREW, MACHINE: vent hood attaching 6S6N (82796)	AC	EA		2										35	10
X1 01419	2920-795-0206	SHIELD, VENTILATING SCREEN B1232 (82796)	AC	EA		2										35	9
X1 01420		WIRE FABRIC: vent A6032A (82796)	AC	EA		2										35	8
X1 01421	5315-616-5514	KEY, WOODRUFF: rotor to impulse coupling 3K1 (8296)	AC	EA		1										35	17
X1 01422	2920-606- 8936	KNOB, MAGNETO HIGH-TENSIO N: outlet B2741X (82796)	AC	EA		6											
X1 01423		NUT, SLEEVE: impulse coupling K2470 (82996)	AC	EA		1										35	25
X1 01424	5315-276-0213	PIN, STRAIGHT, HUDS: rotor gear, monel D2533 (8796)	AC	EA		1										35	28
X1 01425	2920-876-2710	PATE, COVER HOUSING C800A (89796)	AC	EA		1											
X1 01426	2920-047-2689	ROTOR, IGNITION DISTRIBUTOR Z2765X (82976)	AC	EA		1										34	16
X1 01427	2920-830-7803	ROTOR, MAGNETO C2480 (82796)	AC	EA		1										35	5

(1) SMR CODE INDEX NO.	(2) FEDERAL STOCK NUMBER	(3) DESCRIPTION REF NO. & MFR CODE USABLE ON CODE		(4) QTY UNIT OF ISSUE	(5) QTY INC IN UNIT PACK	(6) QTY INC IN UNIT	(7) 30-DAY DS MAINT ALLOWANCE			(8) 30-DAY GS MAINT ALLOWANCE			(9) 1-YR ALL PER 100 EQP CONTIN- GENCY	(10) DEPT MAINT ALL PER 100 EQUIP	(11) ILLUS- TRATION	
							(a)	(b)	(c)	(a)	(b)	(c)			(a)	(b)
							1-20	21-50	51-100	1-20	21-50	51-100			FIG NO	ITEM NO
X1 0144	5310-270-2172	WASHER, FLAT: contact support locking screw D2458 (82796)	AC	EA		1									34	19
X1 01445	5340-354-0729	WASHER, FLAT: magnetic rotor bearing A2665E (82796)	AC	EA		1									35	3
X1 01446	5310-639-3900	WASHER, KEY: impulse coupling nut, zinc plated, 0.578 in. id, 0.875 in. od, 0.031 in. thk A5931B (82796)	AC	EA		1									35	26
X1 01447	5310-10-6496	WASHER, LOCK: bearing support screw MS35338-4 (96906)	AC	EA		3									34	13
X1 01448	5310-013-1044	WASHER, LOCK: breaker arm terminal screw	AC	EA		1										
X1 01449	5310-010-6496	WASHER, LOCK: condenser mtg screw MS35338-4 (96906)	AC	EA		1										
X1 01450	5310-010-6496	WASHER, LOCK: contact support locking screw MS35338-4 (96906)	AC	EA		1										
X 01451	5310-013-1044	WASHER, LOCK: contact support locking screw 6LW2 (82796)	AC	EA		1									34	18
X1 01452	9390-292-0355	WICK: breaker arm L2788 (8796)	AC	EA		1										
P O R 01453	2920-294-3834	MAGNETO, IGNITION H28-141 (98812) (Includes components of REPAIR KIT, Stock No. 2920-725-6513)	B	EA		1	2	3	5	2	3	5	60	2		
X1 01454	3110-156-6705	BEARING, BALL, ANNULAR BB60226 (14351)	B	EA			2									
X1 01455	2920-496-4752	BUSHING, SLEEVE: condenser post H23-697 (98812)		B		EA		1								
X1 01456	2920-496-4747	CAM, MAGNETO H23-690 (98812)	B	EA			1									

(1) SMR CODE INDEX NO.	(2) FEDERAL STOCK NUMBER	(3) DESCRIPTION REF NO. & MFR CODE USABLE ON CODE		(4) QTY UNIT OF ISSUE	(5) QTY INC IN UNIT PACK	(6) QTY INC IN UNIT	(7) 30-DAY DS MAINT ALLOWANCE			(8) 30-DAY GS MAINT ALLOWANCE			(9) 1-YR ALL PER 100 EQP CONTIN- GENCY	(10) DEPT MAINT ALL PER 100 EQUIP	(11) ILLUS- TRATION	
							(a)	(b)	(c)	(a)	(b)	(c)			(a)	(b)
							1-20	21-50	51-100	1-20	21-50	51-100			FIG NO	ITEM NO
X1 01457	2925-496-4810	CLAMP, COIL 126-835 (98812)	B	EA		2										
X1 01458	2920-563-8383	COIL, MAGNETO H27-958 (98812)	B	EA		1										
X1 01459	2920-569-1183	COUPLING ASSEMBLY, IMPULSE MAGNETO H28-106 (98812)	B	EA		1										
X1 01460	2920-496-4803	COVEF, END ASSEMBLY, DISTRIBUTOR H26-422 (98812)	B	EA		1										
X1 01461		COVER VENTILATOR H20-685 (98812)	B	EA		1										
X1 01462		CUP, DRIVE: c/w H28-107 (98812)	B	EA		1										
X1 01463	5915-374-4564	FILTER, RADIO INTERFERENCE H27-059 (98812)	B	EA		1										
X1 01464	2920-730-6361	FLANGE, IMPULSE COUPLING H28-108 (98812)	B	EA		1										
X1 01465	2920-374-4562	GASKET ventilator H26-991 (98812)	B	EA		1										
X1 01466	2920-287-8530	GEAR, SPUR H24-113 (98812)	B	EA		1										
X1 01467		HOOD, VENTILATOR H26-993 (98812)	B	EA		1										
X1 01468		HOUSING, VERTICAL FLANGE H27-174 (98812)	B	EA		1										
X1 01469	5315-616-5514	KEY, WOODRUFF MS35756-6 (96906)	B	EA		1										
X1 01470	5315-616-5515	KEY, WOODRUFF MS35756-5 (96906)	B	EA		1										
X1 01471		NUT H23-696 (98812)	B	EA		1										

(1) SMR CODE INDEX NO.	(2) FEDERAL STOCK NUMBER	(3) DESCRIPTION REF NO. & MFR CODE USABLE ON CODE		(4) QTY UNIT OF ISSUE	(5) QTY INC IN UNIT PACK	(6) QTY INC IN UNIT	(7) 30-DAY DS MAINT ALLOWANCE			(8) 30-DAY GS MAINT ALLOWANCE			(9) 1-YR ALL PER 100 EQP CONTIN- GENCY	(10) DEPT MAINT ALL PER 100 EQUIP	(11) ILLUS- TRATION		
							(a)	(b)	(c)	(a)	(b)	(c)			(a)	(b)	
							1-20	21-50	51-100	1-20	21-50	51-100			FIG NO	ITEM NO	
XL 01472	5310-496-4750	NUT, EXTENDED WASHER, HEXAGON H23-695 (98812)	B	EA		1											
X1 01473	5310-496-4675	NUT, SLEEVE condenser post H22-936 (98812)	B	EA		1											
X1 01474		PIN, CATCH H23-810 (98812)	B	EA		1											
X1 01475	5315-839-5820	PIN, COTTER H24-228 (98812)	B	EA		1											
X1 01476	5315-276-0213	PIN, STRAIGHT , HEADLESS D2769 (82796)	B	EA		3											
X1 01477		PLATE, ADAPTER: w/dowels pins H27-949 (98812)	B	EA		1											
X1 01478		PLATE, CABLE H28-139 (98812)	B	EA		1											
X1 01479	2920-496-4520	PLATE, VENTILATOR H27-156 (98812)	B	EA		1											
X1 01480	2920-354-0261	PLATE, IGNITION CONTACT BREAKER H29-081 (98812)	B	EA		1											
X1 01481		PLATE, NAME H27-107 (98812)	B	EA		2											
X1 01482		PLATE, VENTILATOR H26-994 (98812)	B	EA		1											
X1 01483	2920-354-0252	ROTOR, IGNITION DISTRIBUTOR H24-105 (98812)	B	EA		1											
X1 01484	2920-830-7803	ROTOR, MAGNET CZ2480 (82796)	B	EA		1											
X1 01485		SCREW, VENTILATOR H24-292 (98812)	B	EA		1											
X1 01486		SCREW, VENTILATOR H26-992 (98812)	B	EA		1											

(1) SMR CODE INDEX NO.	(2) FEDERAL STOCK NUMBER	(3) DESCRIPTION REF NO. & MFR CODE USABLE ON CODE		(4) QTY UNIT OF ISSUE	(5) QTY INC IN UNIT PACK	(6) QTY INC IN UNIT	(7) 30-DAY DS MAINT ALLOWANCE			(8) 30-DAY GS MAINT ALLOWANCE			(9) 1-YR ALL PER 100 EQP CONTIN- GENCY	(10) DEPT MAINT ALL PER 100 EQUIP	(11) ILLUS- TRATION		
							(a)	(b)	(c)	(a)	(b)	(c)			(a)	(b)	
							1-20	21-50	51-100	1-20	21-50	51-100			FIG NO	ITEM NO	
X1 01487		SCREW H20-558 (98812)	B	EA		1											
X1 01488	5305-286-0923	SCREW, ASSEMBLED WASHER H29-056 (98812)	B	EA		2											
X1 01489		SCREW, ASSEMBLED WASHER H29-057 (98812)	B	EA		1											
X1 01490	5305-354-0260	SCREW, ASSEMBLED WASHER H29459 (98812)	B	EA		6											
X1 01491	5305-285-5268	SCREW, ASSEMBLED WASHER H29-060 (98812)	B	EA		4											
X1 01492	5305-253-5614	SCREW, DRIVE MS2138-20 (96906)	B	EA		4											
X1 01493	5305-989-7434	SCREW, MACHINE 132908 (24617)	B	EA		6											
X1 01494	5302-85-4540	SCREW, MACHINE 121839 (18876)	B	EA		2											
X1 01495	5305-616-4831	SCREW, MACHINE H21-528 (98812)	B	EA		5											
X1 01496	5305-989-7435	SCREW, MACHINE 453321 (16764)	B	EA		3											
X1 01497	5305-637-1124	SCREW, MACHINE H21-492 (98812)	B	EA		4											
X1 01498	5330-178-3773	SEAL, PLAIN, ENCASED H22-981 (98812)	B	EA		1											
X1 01499	5340-262-5436	SHIM H22-71 (98812)	B	EA		2											
X1 01500	2920-496-4760	SPRIN, SPIRAL TORSION R23-816 (98812)	B	EA		1											
X1 01501	5307-569-1180	STUD, BREAKER, ECCENTRIC H26-934 (98812)	B	EA		1											

(1) SMR CODE INDEX NO.	(2) FEDERAL STOCK NUMBER	(3) DESCRIPTION REF NO. & MFR CODE USABLE ON CODE		(4) QTY UNIT OF ISSUE	(5) QTY INC IN UNIT PACK	(6) QTY INC IN UNIT	(7) 30-DAY DS MAINT ALLOWANCE			(8) 30-DAY GS MAINT ALLOWANCE			(9) 1-YR ALL PER 100 EQP CONTIN- GENCY	(10) DEPT MAINT ALL PER 100 EQUIP	(11) ILLUS- TRATION		
							(a)	(b)	(c)	(a)	(b)	(c)			(a)	(b)	
							1-20	21-50	51-100	1-20	21-50	51-100			FIG NO	ITEM NO	
X1 01502	2925-374-4561	TUBE, BRASS: cable terminal H26-748 (98812)	B	EA		6											
X1 01503	5310-205-8705	WASHER, FLAT H18-613 (31435)	B	EA		4											
X1 01504	5340-269-5909	WASHER, FLAT (As required) H9-692 (98812)	B	EA													
X1 01505		WASHER, LOCK H22-654 (98812)	B	EA		1											
X1 01506		WASHER, LOCK H13-847 (98812)	B	EA		5											
X1 01507		WASHER, LOCK H6-767 (98812)	B	EA		9											
X1 01508		WASHER, LOCK H24-227 (98812)	B	EA		5											
X1 01509	5310-011-6117	WASHER, LOCK	B	EA		2											
X1 01510	5310-732-7188	WASHER, LOCK H14-199 (31435)	B	EA		1											
0 01511	5310-176-8162	NUT, PLAIN, HEXAGON: governor and magneto to gear cover	A	EA		2	*	*	*	*	*	*	*	*	*		
0 01512	5310-176-8162	NUT, PLAIN, HEXAGON: magneto to gear cover	C	EA		1	*	*	*	*	*	*	*	*	*		
P 0 01513	2920-725-6509	PARTS KIT, IGNITION MAGNETO KIT82796-7 (81336)	AC	EA		1	13	25	50	13	25	50	600	100			
X1 01514	2920-428-7543	BEARING, SLEEVE (1 each) A5950A (82796)	AC	EA		0											
X1 01515	3120-661-7012	BEARING, SLEEVE (1 each) D5950C (82796)	AC	EA		0											
X1 01516	5977-239-7079	BRUSH, ELECTRICAL CONTACT E2460B (82796)	AC	EA		1										34	7

(1) SMR CODE INDEX NO.	(2) FEDERAL STOCK NUMBER	(3) DESCRIPTION REF NO. & MFR CODE USABLE ON CODE		(4) QTY UNIT OF ISSUE	(5) QTY INC IN UNIT PACK	(6) QTY INC IN UNIT	(7) 30-DAY DS MAINT ALLOWANCE			(8) 30-DAY GS MAINT ALLOWANCE			(9) 1-YR ALL PER 100 EQP CONTIN- GENCY	(10) DEPT MAINT ALL PER 100 EQUIP	(11) ILLUS- TRATION	
							(a)	(b)	(c)	(a)	(b)	(c)			(a)	(b)
							1-20	21-50	51-100	1-20	21-50	51-100			FIG NO	ITEM NO
X1 01517	5910-668-1154	CAPACITOR, FIXED, PAPER DIELECTRIC SXY24331 (82796)	AC	EA		1									34	24
X1 01518	2920-640-7794	CONTACT SET, DISTRIBUTOR W2437X (82796)	AC	EA		1									34	20
X1 01519	2920-354-0758	GASKET: end cap to frame M2498 (82796)	AC	EA		0										
X1 01520	5330-141-4967	GASKET: rotor bearing A6304 (8276)	AC	EA		1									35	24
X1 01521	2920-497-7712	GASKET (1 each) L2498 (82796)	AC	EA		0										
X1 01522	2920-497-7712	GASKET (1 each) H2498 (82796)	AC	EA		0										
X1 01523	2920-217-3489	GASKET (1 each) N2498 (82796)	AC	EA		0										
X1 01524	2910-141-2440	GASKET (1 each) E6304A (82796)	AC	EA		0										
X1 01525	5330-366-7148	GASKET (1 each) D2498 (82796)	AC	EA		0										
X1 01526	2920-424-3821	GASKET (1 each) F2498 (82796)	AC	EA		0										
X1 01527	570-656-7335	INSULATOR (1 each) D1182 (82796)	AC	EA		0										
X1 01528	2920-4243820	PACKING PREFORMED: drive end D3861 (82796)	AC	EA		1										
X1 01529	5330-291-5569	PACKING, PREFORMED (1 each) B2473 (8276)	AC	EA		0										
X1 01530	2920-692-4325	RING, RETAINING: contact arm B1498G (82796)	AC	EA		1									34	26
X1 01531	5340-205-5132	RING, RETAINING: distributor bearing A1498A (82796)	AC	EA		1									34	14

(1) SMR CODE INDEX NO.	(2) FEDERAL STOCK NUMBER	(3) DESCRIPTION REF NO. & MFR CODE USABLE ON CODE		(4) QTY UNIT OF ISSUE	(5) QTY INC IN UNIT PACK	(6) QTY INC IN UNIT	(7) 30-DAY DS MAINT ALLOWANCE			(8) 30-DAY GS MAINT ALLOWANCE			(9) 1-YR ALL PER 100 EQP CONTIN- GENCY	(10) DEPT MAINT ALL PER 100 EQUIP	(11) ILLUS- TRATION		
							(a)	(b)	(c)	(a)	(b)	(c)			(a)	(b)	
							1-20	21-50	51-100	1-20	21-50	51-100			FIG NO	ITEM NO	
X1 01532	5340-598-7504	RING, RETAININ G: distributor shaft A1498D (82796)	AC	EA		1										34	9
X1 01533	5340-143-5280	RING, RETAINING (1 each) B1498B (82796)	AC	EA		0											
X1 01534	5340-733-8750	RING, RETAINING (1 each) D1498 (82796)	AC	EA		0											
X1 01535	2920-602-4263	RING, RETAINING (1 each) T1498 (82796)	AC	EA		0											
X1 01536	5340-374-4750	RING, RETAINING (1 each) V1498 (82796)	AC	EA		0											
X1 01537	5340-699-9964	RING, RETAINING (1 each) C1498D (82796)	AC	EA		0											
X1 01538	5340-986-1991	RING (1 each) G1498 (82796)	AC	EA		0											
X1 01539	5305-180-0037	SCREW, ASSEMBLED WASHER 10S18D (82796)	AC	EA		1										34	36
X1 01540	5305-281-6387	SCREW, ASSEMBLED WASHER (1 each) 10S10D (82796)	AC	EA		0											
X1 01541	5305-042-0480	SCREW, ASSEMBLED WASHER (1 each) 420480 (00000)	AC	EA		0											
X1 01542	2920-356-1221	SEAL, PLAIN H3861 (82796)	AC	EA		1										35	12
X1 01543	2920-358-7945	SHIM.: thrust bearing rotor shaft, 0.006 in. thk C2723 (82796)	AC	EA		2										35	23
X1 01544	5310-424-3805	WASHER, FLAT C2492 (82796)	AC	EA		1										35	13
X1 01545	5310-285-1591	WASHER, FLAT: rotor drive end A2492A (82796)	AC	EA		1										35	2
X1 01546	5310-205-7981	WASHER, FLAT: rotor drive end (1 each) A2492C (82796)	AC	EA		0											

(1) SMR CODE INDEX NO.	(2) FEDERAL STOCK NUMBER	(3) DESCRIPTION REF NO. & MFR CODE USABLE ON CODE		(4) QTY UNIT OF ISSUE	(5) QTY INC IN UNIT PACK	(6) QTY INC IN UNIT	(7) 30-DAY DS MAINT ALLOWANCE			(8) 30-DAY GS MAINT ALLOWANCE			(9) 1-YR ALL PER 100 EQP CONTIN- GENCY	(10) DEPT MAINT ALL PER 100 EQUIP	(11) ILLUS- TRATION		
							(a)	(b)	(c)	(a)	(b)	(c)			(a)	(b)	
							1-20	21-50	51-100	1-20	21-50	51-100			FIG NO	ITEM NO	
X1 01562	5340-485-7626	WASHER, FLAT (As required) H14-784 (31435)	B														
X1 01563	5310-269-5909	WASHER, FLAT (As required) H8-983 (98812)	B														
X1 01564	5340-362-7523	WASHER, FLAT (As required) H6-980 (98812)	B														
0 01565	5305-018-6285	SCREW, CAP, HEXAGON HEAD: governor and magneto to gear cover, lower		EA		1	*	*	*	*	*	*	*	*			
0 01566	5305-269-3223	SCREW, CAP, HEXAGON HEAD: governor and magneto to gear cover, upper	A	EA		1	*	*	*	*	*	*	*	*			
0 01567	5305-269-3223	SCREW, CAP, HEXAGON HEAD: magneto mtg	C	EA		1	*	*	*	*	*	*	*	*			
X2 0 01568	2920-424-3533	SPACER, MAGNETO F600M225 (14351)		EA		1										35	21
P 0 01569	2920-805-2646	SPARK PLUG: 18mm screw base thd size, shielded BR4S (19728)		EA		6	150	300	600	150	300	600	7200	600			
P 0 01570	5330-599-4517	GASKET: spark plug		EA		6	38	75	150	38	75	150	1800	*			
0 01571	5310-584-7762	WASHER, FLAT: magneto mtg	AC	EA		2	*	*	*	*	*	*	*	*			
0 01572	5310-017-8554	WASHER, LOCK: magneto to gear cover	AC	EA		2	*	*	*	*	*	*	*	*			
0 01573	5310-261-7340	WASHER, LOCK: magneto to gear cover screw	B	EA		2	*	*	*	*	*	*	*	*			
X2 0 01574		WIRE AND ELBOW: spark plug 10149SA (05748)	A	EA		6								24			
M 0 01575		WIRE ASSEMBLY: magneto to safety switch 9647 (05748)	A	EA		1											
P 0 01576	6145-295-0804	MANUFACTURE FROM: WIRE, ELECTRICAL (3 ft, 6 in. required)	A	FT			*	*	*	*	*	*	15	15			

(1) SMR CODE INDEX NO.	(2) FEDERAL STOCK NUMBER	(3) DESCRIPTION REF NO. & MFR CODE USABLE ON CODE		(4) QTY UNIT OF ISSUE	(5) QTY INC IN UNIT PACK	(6) QTY INC IN UNIT	(7) 30-DAY DS MAINT ALLOWANCE			(8) 30-DAY GS MAINT ALLOWANCE			(9) 1-YR ALL PER 100 EQP CONTIN- GENCY	(10) DEPT MAINT ALL PER 100 EQUIP	(11) ILLUS- TRATION	
							(a)	(b)	(c)	(a)	(b)	(c)			(a)	(b)
							1-20	21-50	51-100	1-20	21-50	51-100			FIG NO	ITEM NO
01577 X2 0	4730-277-8739	0606 - ENGINE SAFETY CONTROLS														
01578 X2 0	3040-371-5584	ADAPTER STRAIGHT PIPE TO TUBE 66F1-8X1-8 (30327)		B	EA	1										
01579 X2 0	3040-371-5584	BALL, JOINT, SOLENOID: actuating 14411A (28265)		AC	EA	2									36	12
01580 X2 0	3040-371-5584	BALL, JOINTS solenoid actuating		AC	EA	2									36	12
01581 12 0	4320-378-2716	BRACKET ASSEMBLY, SOLENOID ACTUATOR 9516SA (05748)		A	EA	1									36	1
01582 X2 0		ARM, ACTUATOR CONTROL 9663 (05748)		A	EA	1									36	7
01583 X2 0		BRACKET, MOUNTING 9667 (05748)		A	EA	1									36	2
01584 X2 0		CLIP, ROD END 9670 (05748)		A	EA	1									36	5
01585 0	5315-290-7701	COLLAR 9665 (05748)		A	EA	1									36	8
01586 X2 0	2920-597-7225	PIN, SPRING		A	EA	1	*	*	*	*	*	*	*	*		
01587 X2 0	2920-597-7225	SPRING HELICAL, EXTENSION 9668 (05748)		A	EA	2									36	17
01588 X2 0	2910-214-2707	BRACKET: throttle control 2758417 (90785)		C	EA	1									36	2
01589 X2 0	2910-214-2707	CLIP, CARBURETOR CHOKE END HS99338K4700 (61864)		B	EA	1										
01590 X2 0	2920-730-6264	CLIP: throttle cable F226F237 (14351)		C	EA	1									36	5
01591 X2 0	2920-730-6264	COLLAR, SOLENOID ADJUSTING 9032 (50309)		B	EA	1										
01592	2910-392-4962	CONTROL ASSEMBLY, THROTTLE 9108 (50309)		B	EA	1										

(1) SMR CODE INDEX NO.	(2) FEDERAL STOCK NUMBER	(3) DESCRIPTION REF NO. & MFR CODE USABLE ON CODE		(4) QTY UNIT OF ISSUE	(5) QTY INC IN UNIT PACK	(6) QTY INC IN UNIT	(7) 30-DAY DS MAINT ALLOWANCE			(8) 30-DAY GS MAINT ALLOWANCE			(9) 1-YR ALL PER 100 EQP CONTIN- GENCY	(10) DEPT MAINT ALL PER 100 EQUIP	(11) ILLUS- TRATION		
							(a)	(b)	(c)	(a)	(b)	(c)			(a)	(b)	
							1-20	21-50	51-100	1-20	21-50	51-100			FIG NO	ITEM NO	
X2 0 01593	2910-392-4960	ARM, THROTTLE CONTROL 8973 (50309)	B	EA		1											
X2 0 01594	2910-392-4959	BRACKET, THROTTLE CONTROL MOUNTING 8972 (50309)	B	EA		1											
0 01595	5315-013-7228	PIN, COTTER	B	EA		1	*	*	*	*	*	*	*	*			
X2 0 01596		EXTENSION: carburetor lever 2759419 (90785)	C	EA		1										36	7
P 0 01597	2805-190-4220	GASKET: solenoid bracket E600S210 (14351)		EA		1			SEE	GRP	9901					36	10
X2 0 01598	5355-730-6390	KNOB, RESET 9111 (50309)	B	EA		1											
0 01599	5310-013-1482	NUT, PLAIN, CAP: engine safety control to panel screw	B	EA		2	*	*	*	*	*	*	*	*			
0 01600	5310-013-1417	NUT, PLAIN, CAP: pressure switch to ground screw	B	EA		2	*	*	*	*	*	*	*	*			
0 01601	5310-012-0367	NUT, PLAIN, HEXAGON: bell joint attaching	AC	EA		2	*	*	*	*	*	*	*	*		36	20
0 01602	5310-043-2229	NUT, PLAIN, HEXAGON: clip attaching	AC	EA		1	*	*	*	*	*	*	*	*		36	6
0 01603	5310-298-9261	NUT, PLAIN, HEXAGON: engine safety control to panel screw	B	EA		2	*	*	*	*	*	*	*	*			
0 01604	5310-619-3555	NUT, PLAIN, HEXAGON: pressure switch to panel screw	B	EA		4	*	*	*	*	*	*	*	*			
0 01605	5310-194-8191	NUT, PLAIN, HEXAGON: solenoid mtg		EA		4	*	*	*	*	*	*	*	*		36	4
0 01606	5310-043-2229	NUT, PLAIN, HEXAGON: solenoid mtg		EA		4	*	*	*	*	*	*	*	*		36	6
0 01607	5310-021-8563	NUT, PLAIN, HEXAGON: solenoid to bracket	B	EA		5	*	*	*	*	*	*	*	*			
0 01608	5310-807-1468	NUT, SELF-LOCKING, HEXAGON: solenoid to control bracket		EA		2	*	*	*	*	*	*	*	*		36	18
X2 0 01609		PENDULUM AND SOLENOID PLATE ASSEMBLY 2757751 (90785)	C	A		1										36	1
0 01610	5315-234-1650	PIN, COTTER	AC	EA		2	*	*	*	*	*	*	*	*		36	13

(1) SMR CODE INDEX NO.	(2) FEDERAL STOCK NUMBER	(3) DESCRIPTION REF NO. & MFR CODE USABLE ON CODE		(4) QTY UNIT OF ISSUE	(5) QTY INC IN UNIT PACK	(6) QTY INC IN UNIT	(7) 30-DAY DS MAINT ALLOWANCE			(8) 30-DAY GS MAINT ALLOWANCE			(9) 1-YR ALL PER 100 EQP CONTIN- GENCY	(10) DEPT MAINT ALL PER 100 EQUIP	(11) ILLUS- TRATION		
							(a)	(b)	(c)	(a)	(b)	(c)			(a)	(b)	
							1-20	21-50	51-100	1-20	21-50	51-100			FIG NO	ITEM NO	
X2 0 01611		PIPING SAFETY CONTROL 9686 (50309)	B	EA		1											
X2 0 01612	4730-081-0286	ADAPTER, STRAIGHT, PIPE TO TUBE BU3 (18163)	B	EA		1											
0 01613	4730-266-0532	ADAPTER, STRAIGHT, PIPE TO TUBE	B	EA		1	*	*	*	*	*	*	*	*			
0 01614	4730-256-4209	CROSS, PIPE	B	EA		1	*	*	*	*	*	*	*	*			
0 01615	4730-231-5632	ELBOW, PIPE TO TUBE	B	EA		1	*	*	*	*	*	*	*	*			
0 01616	4730-011-6452	NUT, TUBE COUPLING	B	EA		2	*	*	*	*	*	*	*	*			
P 0 01617	4710-277-5525	TUBE, COPPER (24 in. required)	B	FT			*	*	*	*	*	*	10	10			
X2 0 01618	2910-393-6102	ROD, CONTROL, THROTTLE 9669 (05748)	A	EA		1										36	14
X2 0 01619		ROD, THROTTLE 2757763 (90785)	C	EA		1										36	14
X2 0 01620	2910-024-2709	ROD, THROTTLE CONTROL 9110 (50309)	B	EA		1											
0 01621	5305-616-6370	SCREW, CAP, HEXAGON HEAD: pressure switch to panel	B	EA		4	*	*	*	*	*	*	*	*			
0 01622	5305-225-3839	SCREW, CAP, HEXAGON HEAD: solenoid mtg		EA		4	*	*	*	*	*	*	*	*		36	16
0 01623	5305-267-8974	SCREW, CAP, HEXAGON HEAD: solenoid to bracket	B	EA		4	*	*	*	*	*	*	*	*			
0 01624	5305-984-6194	SCREW, MACHINE: clip attaching	AC	EA		1	*	*	*	*	*	*	*	*		36	9
0 01625	5305-059-3659	SCREW, MACHINE: engine safety control to panel	B	EA		2	*	*	*	*	*	*	*	*			
0 01626	5305-988-1171	SCREW, MACHINE: high and low pressure switch mtg	A	EA		4	*	*	*	*	*	*	*	*			
0 01627	5305-984-6193	SCREW, MACHINE: pressure switch to ground	B	EA		2	*	*	*	*	*	*	*	*			
P 0 01628	2920-257-8921	SOLENOID, ELECTRICAL: throttle control 1119754 (16764)		EA		1	2	2	4	2	2	4	48	10	36	11	

(1) SMR CODE INDEX NO.	(2) FEDERAL STOCK NUMBER	(3) DESCRIPTION REF NO. & MFR CODE USABLE ON CODE		(4) QTY UNIT OF ISSUE	(5) QTY INC IN UNIT PACK	(6) QTY INC IN UNIT	(7) 30-DAY DS MAINT ALLOWANCE			(8) 30-DAY GS MAINT ALLOWANCE			(9) 1-YR ALL PER 100 EQP CONTIN- GENCY	(10) DEPT MAINT ALL PER 100 EQUIP	(11) ILLUS- TRATION	
							(a)	(b)	(c)	(a)	(b)	(c)			(a)	(b)
							1-20	21-50	51-100	1-20	21-50	51-100			FIG NO	ITEM NO
X2 0 01629	5340-691-8234	SPRING, HELICAL, EXTENSION 8996 (50309)	B	EA		2										
X2 0 01630		SPRING, RETURN 2758470 (90785)	C	EA		1									36	17
X2 0 01631		STOP, THROTTLE WIRE 275846 (90785)	C	EA		1									36	8
P 0 01632	5930-548-9282	SWITCH, PRESSURE: high and low 9012ACWS35FORMV (81487)	A	EA		2	*	2	2	*	2	2	18	20	37	1
P 0 01633	5930-718-9005	SWITCH, PRESSURE-THERMOSTATIC 261AP14X (92578)	B	EA		1	*	2	2	*	2	2	18	10	37	1
P 0 01634	5930-548-9282	SWITCH, PRESSURE: 90-900 lbs 9012ACWS35FORMV (81487)	B	EA		2	2	2	3	2	2	3	36	20		
M 0 01635		TUBE MANUFACTURE FROM:	B	EA		1										
P 0 01636	4710-350-9888	TUBE, COPPER (10 in. required)	B	FT			*	*	*	*	*	*	3	3		
0 01637	5310-010-6497	WASHER, LOCK: engine safety control to panel screw	B	EA		6	*	*	*	*	*	*	*	*		
0 01638	5310-010-6496	WASHER, LOCK: pressure switch to ground screw	B	EA		6	*	*	*	*	*	*	*	*		
0 01639	5310-017-4916	WASHER, LOCK: pressure switch to panel screw	B	EA		4	*	*	*	*	*	*	*	*		
0 01640	5310-010-3319	WASHER, LOCK: pressure switch to panel screw	B	EA		4	*	*	*	*	*	*	*	*		
0 01641	5310-010-3319	WASHER, LOCK: solenoid collar	B	EA		1	*	*	*	*	*	*	*	*		
0 01642	5310-012-0380	WASHER, LOCK: solenoid mtg		EA		4	*	*	*	*	*	*	*	*	36	3
0 01643	5310-017-4916	WASHER, LOCK: solenoid to bracket	B	EA		8	*	*	*	*	*	*	*	*		
0 01644	5315-012-0423	WASHER, LOCK: throttle control rod	A	EA		4	*		*	*	*	*	*	*	36	15
X2 0 01645		WASHER, PLAIN: solenoid 1904596 (16764)		EA		2									36	19

(1) SMR CODE INDEX NO.	(2) FEDERAL STOCK NUMBER	(3) DESCRIPTION REF NO. & MFR CODE USABLE ON CODE		(4) UNIT OF ISSUE	(5) QTY INC IN UNIT PACK	(6) QTY INC IN UNIT	(7) 30-DAY DS MAINT ALLOWANCE			(8) 30-DAY GS MAINT ALLOWANCE			(9) 1-YR ALL PER 100 EQP CONTIN- GENCY	(10) DEPT MAINT ALL PER 100 EQUIP	(11) ILLUS- TRATION	
							(a)	(b)	(c)	(a)	(b)	(c)			(a)	(b)
							1-20	21-50	51-100	1-20	21-50	51-100			FIG NO	ITEM NO
X2 O 01660		LIGHT: indicating 3092-4 (90785)	C	EA		1									51	6
P O 01661	6210-249-2463	LIGHT, INDICATOR : pilot 9687 (50309)	B	EA		1	*	2	2	*	2	2	18	5	37	15
X2 O 01662		LAMP, INCANDESCENT pilot light indicator 9187 (50309)	B	EA		1										
P O 01663	6220-295-1935	LIGHT, RECOGNITION AIRCRAFT: green, w/24 bulb 9456 (05748)	A	EA		1	*	2	2	*	2	2	18	5	37	15
P O 01664	6645-557-0159	METER TIME TOTALIZNG M1974 (74400)	AB	EA		1	*	2	2	*	2	2	18	5	37	2
O 01665	5310-275-1706	NUT, PLAIN, HEXAGON: engine hourmeter to panel screw	B	EA		3	*	*	*	*	*	*	*	*		
O 01666	5310-655-6294	NUT, PLAIN, HEXAGON: pilot light to control panel screw attaching	A	EA		2	*	*	*	*	*	*	*	*		
X2 O 01667	4320-374-8568	PANEL, CONTROL 9312 (50309)	B	EA		1									37	7
X2 O 01668		PLUG: sap-in 51026 (50309)	B	EA		1										
O 01669	5320-576-2183	RIVET, SPLIT: webbing to cabinet cover	B	EA		8	*	*	*	*	*	*	*	*		
O 01670	5305-579-4624	SCREW, MACHINE: engine hourmeter to panel	B	EA		3	*	*	*	*	*	*	*	*		
O 01671	5305-954-8134	SCREW, MACHINE: pilot light to control panel attaching	A	EA		2	*	*	*	*	*	*	*	*		
P O 01672	5930-174-6717	SWITCH , PRESSURE: engine hourmeter SL5106 (50309)	B	EA		1	2	2	3	2	2	3	30	5	37	8
P O 01673	5930-174-6713	SWITCH, PRESSURE: high pressure 22282 (96452)	C	EA		1	2	2	3	2	2	3	30	20	51	10
P O 01674	5930-501-1706	SWITCH, PRESSURE: hourmeter M1267 (74400)	A	EA		1	*	2	2	*	2	2	18	5		

(1) SMR CODE INDEX NO.	(2) FEDERAL STOCK NUMBER	(3) DESCRIPTION REF NO. & MFR CODE USABLE ON CODE		(4) UNIT OF ISSUE	(5) QTY INC IN UNIT PACK	(6) QTY INC IN UNIT	(7) 30-DAY DS MAINT ALLOWANCE			(8) 30-DAY GS MAINT ALLOWANCE			(9) 1-YR ALL PER 100 EQP CONTIN- GENCY	(10) DEPT MAINT ALL PER 100 EQUIP	(11) ILLUS- TRATION	
							(a)	(b)	(c)	(a)	(b)	(c)			(a)	(b)
							1-20	21-50	51-100	1-20	21-50	51-100			FIG NO	ITEM NO
P O 01675	5930-642-9065	SWITCH, PRESSURE: low pressure 2221040NB12 (96452)	C	EA		1	2	2	3	2	2	3	30	20	51	11
P O 01676	5930-259-7334	SWITCH, PRESSURE, THERMOSTATIC: water temperature safety devise DE52227 (09367)	A	EA		1	*	2	2	*	2	2	18	5	37	8
P O 01677	2920-891-3838	SWITCH, PUSH: starter 1996041 (16764)	B	EA		1	*	2	2	*	2	2	18	5	37	12
P O 01678	2920-891-3838	SWITCH, PUSH: starter 1996041 (16764)	C	EA		1	*	2	2	*	2	2	18	5	51	14
P O 01679	2920-830-1556	SWITCH, PUSH: starting 9449 (05748)	A	EA		1	*	2	2	*	2	2	18	5	37	12
P O 01680	5930-707-2759	SWITCH, ROTARY: ignition 9450 (05748)	A	EA		1	*	2	2	*	2	2	18	5	37	5
P O 01681	5930-512-4236	SWITCH, ROTARY: magneto 1997864 (16764)	C	EA		1	*	2	2	*	2	2	18	5	51	3
P O 01682	5930-718-9005	SWITCH, SAFETY 261AP14X (92578)	C	EA		1	*	2	2	*	2	2	18	5	51	7
P O 01683	5930-257-5758	SWITCH, TOGGLE 8396 (15605)	C	EA		1	*	2	2	*	2	2	18	5	51	4
P O 01684	5930-257-5758	SWITCH, TOGGLE: high and low pressure circuit 8396K4 (15605)	A	EA		1	*	2	2	*	2	2	18	5	37	16
P O 01685	5930-283-8804	SWITCH, TOGGLE: high and low pressure circuit 9168 (50309)	B	EA		1	2	2	3	2	2	3	30	5	37	16
P O 01686	6685-384-0335	THERMOMETER, INDICATING RESISTANCE 2758007 (90785)	C	EA		1	*	2	2	*	2	2	18	5	51	8
O 01687	5310-010-6497	WASHER, LOCK: ammeter clamp mtg	B	EA		4	*	*	*	*	*	*	*	*		
O 01688	5310-010-6495	WASHER, LOCK: engine hourmeter to pael screw	B	EA		3	*	*	*	*	*	*	*	*		
M O 01689		WEBBING: cabinet cover MANUFACTURE FROM:	B	EA		1										
P O 01690	8305-268-2413	WEBBING, TEXTILE (2 ft required)	B	FT			*	*	*	*	*	*	10	10		

(1) SMR CODE INDEX NO.	(2) FEDERAL STOCK NUMBER	(3) DESCRIPTION REF NO. & MFR CODE USABLE ON CODE		(4) UNIT OF ISSUE	(5) QTY INC IN UNIT PACK	(6) QTY INC IN UNIT	(7) 30-DAY DS MAINT ALLOWANCE			(8) 30-DAY GS MAINT ALLOWANCE			(9) 1-YR ALL PER 100 EQP CONTIN- GENCY	(10) DEPT MAINT ALL PER 100 EQUIP	(11) ILLUS- TRATION		
							(a)	(b)	(c)	(a)	(b)	(c)			(a)	(b)	
							1-20	21-50	51-100	1-20	21-50	51-100			FIG NO	ITEM NO	
M O 01691		WIRE, ELECTRICAL: instrument wiring 9472 (05748)	A	EA		1											
P O 01692	6145-295-804	MANUFACTURE FROM: WIRE, ELECTRICAL (18 ft required)	A	FT			*	*	*	*	*	*	90	90			
01693		0608 - MISCELLANEOUS ITEMS															
X O 01694		BRACKET: heater socket 27577777 (90785)	C	EA		1											
X2 O 01695	5935-315-0511	CONNECTOR, PLUG, ELECTRICAL: battery charge 10-40-735-24 (50309)	B	EA		1											
X2 O 01696	5935-258-9156	CONNECTOR, PLUG, ELECTRICAL: battery charging receptacle 60-40735-24 (77820)	A	EA		1											
X2 O 01697	5935-295-6403	CONNECTOR, RECEPTACLE, ELECTRICAL: battery charge, two contacts 30860-40736 (81336)	B	EA		1											
X2 O 01698	5935-295-6403	CONNECTOR, RECEPTACLE, ELECTRICAL: battery charging, 2 contacts 30860-40736 (81336)	A	EA		1											
P O 01699	5935-725-1345	CONNECTOR, RECEPTACLE, ELECTRICAL: heater con- nection, 2 contacts MS3102A12S3S (96906)	C	EA		1	2	2	3	2	2	3	30	3			
P O 01700	5920-131-9915	FUSE, CARTRIDGE 17HGH145 (45152)	A	EA		1	2	3	5	2	3	5	60	20			
X2 O 01701	5920-892-9311	FUSEHOLDER 28008-000 (14100)	A	EA		1										37	14
X2 O 01702	5920-892-9311	FUSEHOLDER 9104 (50309)	B	EA		1										37	14
P O 01703	5920-131-9915	FUSE, CARTRIDGE 20 amps 106653 (16764)	B	EA		1	2	3	5	2	3	5	60	20			

(1) SMR CODE INDEX NO.	(2) FEDERAL STOCK NUMBER	(3) DESCRIPTION REF NO. & MFR CODE USABLE ON CODE		(4) UNIT OF ISSUE	(5) QTY INC IN UNIT PACK	(6) QTY INC IN UNIT	(7) 30-DAY DS MAINT ALLOWANCE			(8) 30-DAY GS MAINT ALLOWANCE			(9) 1-YR ALL PER 100 EQP CONTIN- GENCY	(10) DEPT MAINT ALL PER 100 EQUIP	(11) ILLUS- TRATION	
							(a)	(b)	(c)	(a)	(b)	(c)			(a)	(b)
							1-20	21-50	51-100	1-20	21-50	51-100			FIG NO	ITEM NO
P O 01704	2920-896-2170	LEAD, ELECTRICAL: charging receptacle to engine ground 9499 (05748)	A	EA		1	*	2	2	*	2	2	18	5		
P O 01705	2920-896-2167	LEAD, ELECTRICAL: charging receptacle to solenoid 9600 (05748)	A	EA		1	*	2	2	*	2	2	18	5		
O 01706	5310-194-8191	NUT, PLAIN, HEXAGON: charging receptacle to housing screw	A	EA		4	*	*	*	*	*	*	*	*		
O 01707	5310-022-5831	NUT, PLAIN, HEXAGON: receptacle to panel screw	B	EA		4	*	*	*	*	*	*	*	*		
X2 O 01708	5920-687-1896	POST, FUSE 2748010 (90785)	C	EA		1									51	15
O 01709	5305-068-0506	SCREW, CAP, HEXAGON HEAD: receptacle to panel	B	EA		4	*	*	*	*	*	*	*	*		
O 01710	5305-988-1727	SCREW, MACHINE: charging receptacle to housing	A	EA		4	*	*	*	*	*	*	*	*		
O 01711	5310-010-3319	WASHER, LOCK: charging receptacle	A	EA		4	*	*	*	*	*	*	*	*		
O 01712	5310-019-4916	WASHER, LOCK: receptacle to panel screw	B	EA		8	*	*	*	*	*	*	*	*		
		0612 - BATTERIES, STORAGE														
P O 01714	6140-074-8903	BATTERY, TORAGE 6TH23D (16764)	C	EA		2	*	*	*	*	*	*	*	*		
P O 01715	6140-057-2554	BATTERY, STORAGE: 12 volt 6TNRUS (16764)	AB	EA		2	*	*	*	*	*	*	*	*		
X2 O 01716		BOX ASSEMBLY, BATTERY MDSE (90785)	C	EA		1									38	4
X2 O 01717		BOX, BATTERY 9508SA (05748)	A	EA		1									38	4
X2 O 01718		BOX, BATTERY 9454 (50309)	B	EA		1									47	10
X2 O 01719		COVER, BATTERY BOX 9455 (50309)	B	EA		1									47	2

(1) SMR CODE INDEX NO.	(2) FEDERAL STOCK NUMBER	(3) DESCRIPTION REF NO. & MFR CODE USABLE ON CODE		(4) UNIT OF ISSUE	(5) QTY INC IN UNIT PACK	(6) QTY INC IN UNIT	(7) 30-DAY DS MAINT ALLOWANCE			(8) 30-DAY GS MAINT ALLOWANCE			(9) 1-YR ALL PER 100 EQP CONTIN- GENCY	(10) DEPT MAINT ALL PER 100 EQUIP	(11) ILLUS- TRATION	
							(a)	(b)	(c)	(a)	(b)	(c)			(a)	(b)
							1-20	21-50	51-100	1-20	21-50	51-100			FIG NO	ITEM NO
P O 01720	6810-249-9354	ELECTROLITE (As required) MS36053-7 (96906)	A	GAL			*	*	*	*	*	*	*			
P O 01721	2920-896-2169	LEAD, .ELECTRICAL: starter to battery 9498 (05748)	A	EA	1		*	2	2	*	2	2	18	25		
M O 01722	6140-991-0114	LEAD, STORAGE BATTERY: battery to battery 9602 (05748) MANUFACTURE FROM:	A	EA	1											
O 01723	590-549-5952	TERMINAL, LUG	A	EA	2		*	*	*	*	*	*	*	*		
P O 01724	6145-519-2683	WIRE, ELECTRICAL (11 in. required)	A	FT			*	*	*	*	*	*	5	5		
O 01725	5310-176-8162	NUT, PLAIN, HEXAGON battery box to skid screw	A	EA	4		*	*	*	*	*	*	*	*		
O 01726	5310-619-3555	NUT, PLAIN, HEXAGON spacer to box screw	B	EA	4		*	*	*	*	*	*	*	*	47	15
O 01727	5310-011-7049	NUT, PLAIN, HEXAGON: support to base screw	B	EA	4		*	*	*	*	*	*	*	*		
O 01728		PAD, RUBBER: battery box cover to base 9457 (50309) MANUFACTURE FROM:	B	EA	4											
P O 01729	5330-202-4061	RUBBER SHEET, SOLID (3 in. required for each PAD)	B	FT			*	*	*	*	*	*	1	1		
O 01730	5305-269-3209	SCREW, CAP, HEXAGON HEAD: battery box to skid	A	A	4		*	*	*	*	*	*	*	*		
O 01731	5305-577-5462	SCREW, CAP, HEXAGON HEAD: battery box to skid - base mtg	C	EA	4		*	*	*	*	*	*	*	*		
O 01732	5305-269-3211	SCREW, CAP, HEXAGON HEAD: battery box to support	B	EA	2		*	*	*	*	*	*	*	*	47	13
O 01733	5305-269-3236	SCREW, CAP, HEXAGON HEAD: support to base	B	EA	4		*	*	*	*	*	*	*	*	47	7
O 01734	5305-984-5687	SCREW, MACHINE: battery box to bas	B	EA	2		*	*	*	*	*	*	*	*	47	1
O 01735	5305-269-3206	SCREW, MACHINE: spacer to box	B	EA	4		*	*	*	*	*	*	*	*	47	12
X2 O 01736		SPACER, BATTERY BOX 9456 (50309)	B	EA											47	11

(1) SMR CODE INDEX NO.	(2) FEDERAL STOCK NUMBER	(3) DESCRIPTION REF NO. & MFR CODE USABLE ON CODE		(4) UNIT OF ISSUE	(5) QTY INC IN UNIT PACK	(6) QTY INC IN UNIT	(7) 30-DAY DS MAINT ALLOWANCE			(8) 30-DAY GS MAINT ALLOWANCE			(9) 1-YR ALL PER 100 EQP CONTIN- GENCY	(10) DEPT MAINT ALL PER 100 EQUIP	(11) ILLUS- TRATION	
							(a)	(b)	(c)	(a)	(b)	(c)			(a)	(b)
							1-20	21-50	51-100	1-20	21-50	51-100			FIG NO	ITEM NO
X2 O 01737	6135-374-8572	SUPPORT, BATTERY BOX 9447 (50309)	B	EA		2									47	9
O 01738	5310-261-7340	WASHER, LOCK: battery box to skid base screw	C	EA		4	*	*	*	*	*	*	*	*		
O 01739	5310-011-4606	WASHER, LOCK: battery box to skid screw	A	EA		4	*	*	*	*	*	*	*	*		
O 01740	5310-261-7340	WASHER, LOCK: battery box to support, cover to base, support to base	B	EA		8	*	*	*	*	*	*	*	*	47	8
O 01741 01742	5310-017-4916	WASHER, LOCK: spacer to box screw 0615 - RADIO INTERFERENCE SUPPRESSION	B	EA		8	*	*	*	*	*	*	*	*	47	14
X2 O 0743		BOND STRAP 10151 (05748)	A	EA		1								5	34	35
P O 01744	5910-127-7252	CAPACITOR, FIXED, PAPER DIELECTRIC: generator 1907137 (16764)	B	EA		1	4	8	15	4	8	15	180	20		
P O 01745	5910-050-2023	CAPACITOR, FIXED, PAPER DIELECTRIC: regulator 1907136 (16764)	B	EA		2	4	8	15	4	8	15	180	40		
P O 01746	5910-083-8791	CAPACITOR: regulator and generator CA441 (14655)	A	EA		3	4	8	16	4	8	16	192	60		
X2 O 01747		GROUND STRAP: battery to skid, tinned, No. 1 gage, 9 in. lg 9606 (05748)	A	EA		1										
X2 O 01748		GROUND STRAP: generator to regulator, engine to base, tinned, No. 1 gage, 6 in. lg 9605 (05748)	A	EA		2										
X2 O 01749		KIT, RADIO SHIELDING 5516 (95875)	C	EA		1										
X1 01750		ADAPTER 1112 (95875)	C	EA		2										
X2 O 01751	2920-075-5286	CABLE ASSEMBLY, SPECIAL PURPOSE, ELECTRICAL: No. 1 PHSC13-190-1F1 (95875)	C	EA		1				SEE	GRP	0605				
X2 O 01752	2920-075-5289	CABLE ASSEMBLY, SPECIAL PURPOSE, ELECTRICAL: No. 2 PHSC40-160-1F2 (95875)	C	EA		1				SEE	GRP	0605				

(1) SMR CODE INDEX NO.	(2) FEDERAL STOCK NUMBER	(3) DESCRIPTION REF NO. & MFR CODE USABLE ON CODE		(4) UNIT OF ISSUE	(5) QTY INC IN UNIT PACK	(6) QTY INC IN UNIT	(7) 30-DAY DS MAINT ALLOWANCE			(8) 30-DAY GS MAINT ALLOWANCE			(9) 1-YR ALL PER 100 EQP CONTIN- GENCY	(10) DEPT MAINT ALL PER 100 EQUIP	(11) ILLUS- TRATION	
							(a)	(b)	(c)	(a)	(b)	(c)			(a)	(b)
							1-20	21-50	51-100	1-20	21-50	51-100			FIG NO	ITEM NO
X2 O 01753	2920-075-5287	CABLE ASSEMBLY, SPECIAL PURPOSE, ELECTRICAL: No. 3 C PHSC30-180-1F3 (95875)		EA		1				SEE	GRP	0605				
X2 O 01754	2920-075-5288	CABLE ASSEMBLY, SPECIAL PURPOSE, ELECTRICAL: No. 4 C PHSC30-240-1F4 (95875)		EA		1				SEE	GRP	0605				
X2 O 01755	2920-075-5285	CABLE ASSEMBLY, SPECIAL PURPOSE, ELECTRICAL: No. 5 C PHSC13-290-1F5 (95875)		EA		1				SEE	GRP	0605				
X2 O 01756	2920-075-5290	CABLE ASSEMBLY, SPECIAL PURPOSE, ELECTRICAL: No. 6 C PHSC40-330-1F6 (95875)		EA		1				SEE	GRP	0605				
X2 O 01757	2920-075-5284	CABLE ASSEMBLY, SPECIAL PURPOSE, ELECTRICAL: Penn switch to ignition switch CLSH3H0120-01803 (95875)	C	EA		1				SEE	GRP	0607				
P O 01758	5910-127-7252	CAPACITOR: generator armature 1907137 (16764)	C	EA		1	2	3	5	2	3	5	60	20		
P O 01759	5910-083-8791	CAPACITOR: regulator armature CA441 (14655)	C	EA		1	2	3	5	2	3	5	60	20		
P O 01760	5910-161-6876	CAPACITOR: regulator battery CA444 (14655)	C	EA		1	2	3	5	2	3	5	60	20		
X1 01761		LEAD ASSEMBLY: generator armature ELSPP64P22-0212 (95875)	C	EA		1										
X1 01762		LEAD ASSEMBLY: generator field CLSP64P22-0280 (95875)	C	EA		1										
X1 01763		LEAD ASSEMBLY: magneto to Penn switch 5517 (95875)	C	EA		1										
O 01764	5310-276-8605	NUT, PLAIN, HEXAGON	C	EA		2	*	*	*	*	*	*	*	*		
X1 01765		SHIELD, IGNITION SWITCH 1948 (95875)	C	EA		1										
X1 01766		STRAP, BOND: magneto 38-4-050-7 (95875)	C	EA		1									34	35
O 01767	5310-619-3556	NUT, PLAIN, HEXAGON: capacitor to regulator mtg	B	EA		2	*	*	*	*	*	*	*	*		

(1) SMR CODE INDEX NO.	(2) FEDERAL STOCK NUMBER	(3) DESCRIPTION REF NO. & MFR CODE USABLE ON CODE		(4) UNIT OF ISSUE	(5) QTY INC IN UNIT PACK	(6) QTY INC IN UNIT	(7) 30-DAY DS MAINT ALLOWANCE			(8) 30-DAY GS MAINT ALLOWANCE			(9) 1-YR ALL PER 100 EQP CONTIN- GENCY	(10) DEPT MAINT ALL PER 100 EQUIP	(11) ILLUS- TRATION	
							(a)	(b)	(c)	(a)	(b)	(c)			(a)	(b)
							1-20	21-50	51-100	1-20	21-50	51-100			FIG NO	ITEM NO
O 01768	5305-012-7650	SCREW, MACHINE: capacitor to generator	C	EA		1	*	*	*	*	*	*	*			
O 01769	5305-993-2463	SCREW, MACHINE: capacitor to regulator and capacitor to generator mtg	B	EA		3	*	*	*	*	*	*	*			
O 01770	5305-656-7429	SCREW, MACHINE: capacitor to regulator mtg	A	EA		2	*	*	*	*	*	*	*			
P O 01771	2920-392-4963	STRAP, BOND GENERATOR 9149 (50309)	B	EA		1	2	2	3	2	2	3	30	10		
O 01772	5310-011-5547	WASHER LOCK: bond strap to instrument panel	A	EA		4	*	*	*	*	*	*	*	*		
O 01773	5310-011-5549	WASHER LOCK: bond strap to magneto	A	EA		1	*	*	*	*	*	*	*	*		
O 01774	5310-011-5547	WASHER, LOCK capacitor to generator screw	C	EA		2	*	*	*	*	*	*	*	*		
O 01775	5310-017-4916	WASHER, LOCK: capacitor to regulator and capacitor to generator screw mtg	B	EA		5	*	*	*	*	*	*	*	*		
01776		GROUP 15 - FRAME														
01777		1501 - FRAME ASSEMBLY														
X2 H 01778		BASE 2757700 (90785)	C	EA		1									38	13
X2 H 01779		BASE, SKID 9261 (50309)	B	EA		1									38	13
X2 H 01780		CLIP: angle support, No. 14Z C52-14Z3B (50309)	B	EA		8										
X2 H 01781		CLIP, FLOOR PANEL C521-143B (50309)	B	EA		4										
X2 H 01782		FRAME, LIFTING 9592 (50309)	B	EA		1									47	3
12 H 01783		GROMMET 9042 (50309)	B	EA		4										
X2 H 01784	5325-276-4215	GROMMET, RUBBER: oil drain to floor panel 9521 (50309)	B	EA		1										

(1) SMR CODE INDEX NO.	(2) FEDERAL STOCK NUMBER	(3) DESCRIPTION REF NO. & MFR CODE USABLE ON CODE		(4) UNIT OF ISSUE	(5) QTY INC IN UNIT PACK	(6) QTY INC IN UNIT	(7) 30-DAY DS MAINT ALLOWANCE			(8) 30-DAY GS MAINT ALLOWANCE			(9) 1-YR ALL PER 100 EQP CONTIN- GENCY	(10) DEPT MAINT ALL PER 100 EQUIP	(11) ILLUS- TRATION		
							(a)	(b)	(c)	(a)	(b)	(c)			(a)	(b)	
							1-20	21-50	51-100	1-20	21-50	51-100			FIG NO	ITEM NO	
X2 O 01785		LIFTING BAIL 10065SA (05748)	A	EA		1											
O 01786	5310-762-6248	NUT, PLAIN, HEXAGON: lifting bail to skid base mtg	A	EA		8				*	*	*	*	*			
H 01787	5310-012-4657	NUT, PLAIN, HEXAGON: lifting eye to base	B	EA		8				*	*	*	*	*		47	4
X2 H 01788		PANEL, FLOOR 9315 (50309)	B	EA		1											
X2 H 01789	4320-300-7041	PANEL, FLOOR ENGINE HOUSING: bottom, front 10098 (057485)	A	EA		1										38	1
X2 H 01790	4320-300-7042	PLATE, FLOOR, ENGINE HOUSING: bottom, rear 10099 (05748)	A	EA		1										38	5
X2 H 01791		PLATE, FLOOR: front 2757768 (90785)	C	EA		1										38	1
X2 H 01792		PLATE, FLOOR: rear 2757769 (90785)	C	EA		1										38	5
H 01793	4730-044-4587	PLUG, PIPE: rear floor panel	A	EA		1				*	*	*	*	*		38	6
H 01794	4730-289-5176	PLUG, PIPE: rear floor plate	C	EA		1				*	*	*	*	*		38	6
H 01795	5305-269-3211	SCREW, LAP, HEXAGON HEAD: bottom plate to skid	A	EA		8				*	*	*	*	*		38	3
H 01796	5305-269-3206	SCREW, CAP, HEXAGON HEAD: front rear floor plate to skid mtg	C	EA		6				*	*	*	*	*		38	3
H 01797	5305-988-1724	SCREW, MACHINE: front plate to panel	A	EA		4				*	*	*	*	*			
H 01798	5305-067-9897	SCREW, TAPPING, THREAD FORMING: floor panel to base	B	EA		12				*	*	*	*	*			
X2 H 01799	4320-300-7052	SKID, PUMP AND ENGINE MOUNTING 9533SA (05748)	A	EA		1										38	13
X2 H 01800		SUPPORT, ANGLE: floor panel 9307 (50309)	B	EA		1											
R 01801	5310-167-0828	WASHER, FLAT: lifting eye to base	B	EA		8				*	*	*	*	*		47	5

(1) SMR CODE INDEX NO.	(2) FEDERAL STOCK NUMBER	(3) DESCRIPTION REF NO. & MFR CODE USABLE ON CODE		(4) UNIT OF ISSUE	(5) QTY INC IN UNIT PACK	(6) QTY INC IN UNIT	(7) 30-DAY DS MAINT ALLOWANCE			(8) 30-DAY GS MAINT ALLOWANCE			(9) 1-YR ALL PER 100 EQP CONTIN- GENCY	(10) DEPT MAINT ALL PER 100 EQUIP	(11) ILLUS- TRATION	
							(a)	(b)	(c)	(a)	(b)	(c)			(a)	(b)
							1-20	21-50	51-100	1-20	21-50	51-100			FIG NO	ITEM NO
R 01802	5310-011-5549	WASHER, LOCK: bottom plate to skid	A	EA		8				*	*	*	*	*	38	2
H 01803	5310-011-5549	WASHER, LOCK: front rear floor plate to skid mtg	C	EA		6				*	*	*	*	*	38	2
O 01804	5310-012-1326	WASHER, LOCK: lifting bail to skid base mtg	A	EA		4				*	*	*	*	*		
H 01805 01806	5310-012-1326	WASHER, LOCK: lifting frame to base	B	EA		4				*	*	*	*	*	47	6
		GROUP 18 - BODY, CAB, HOOD, HULL														
		1801 - BODY, CAB														
X2 O 01808		CLIP,: grille to cover, radiator end panel, flywheel end panel, o. 14Z C521-14Z3B (50309)	B	EA		27										
X2 O 01809	4320-300-7040	COVER, ACCESS, INSTRUMENT PANEL 10095 (05748)	A	EA		1									39	6
X2 F 01810	4320-374-8569	COVER, FLYWHEEL 9313 (50309)	B	EA		1									39	10
X2 F 01811		COVER, FLYWHEEL: lower 10101 (05748)	A	EA		1										
X2 O 01812	4320-374-8565	COVER, HOUSING: engine 9298 (50309)	B	EA		1									39	4
X2 O 01813	4320-374-2960	COVER INSTRUMENT BOX 2758024 (90785)	C	EA		1									39	6
X2 O 01814		COVER, RADIATOR NECK 10097 (05748)	A	EA		1									39	2
X2 O 01815		COVER, RADIATOR NECK 2758462 (90785)	C	EA		1									39	2
X2 O 01816	4320-300-7038	DOOR, ENGINE HOUSING, REMOVABLE: Left 10093 (05748)	A	EA		1									39	12
X2 O 01817	4320-300-7037	DOOR, ENGINE HOUSING, REMOVABLE: right 10092 (05748)	A	EA		1									39	1
X2 O 01818	4320-374-8567	DOOR, HOUSING: removable 9311 (50309)	B	EA		2										

(1) SMR CODE INDEX NO.	(2) FEDERAL STOCK NUMBER	(3) DESCRIPTION REF NO. & MFR CODE USABLE ON CODE		(4) UNIT OF ISSUE	(5) QTY INC IN UNIT PACK	(6) QTY INC IN UNIT	(7) 30-DAY DS MAINT ALLOWANCE			(8) 30-DAY GS MAINT ALLOWANCE			(9) 1-YR ALL PER 100 EQP CONTIN- GENCY	(10) DEPT MAINT ALL PER 100 EQUIP	(11) ILLUS- TRATION	
							(a)	(b)	(c)	(a)	(b)	(c)			(a)	(b)
							1-20	21-50	51-100	1-20	21-50	51-100			FIG NO	ITEM NO
X2 F 01819	4320-374-8570	GUARD, COUPLING 9314 (50309)	B	EA		1									39	7
X2 F 01820	4320-532-7783	GUARD, COUPLING 2758025 (90785)	C	EA		1									39	7
X2 F 01821	4320-300-7045	GUARD, SHAFT COUPLING 10102 (05748)	A	EA		1									39	7
X2 O 01822	4320-389-6459	HOOD, ENGINE 2758018 (90785)	C	EA		1									39	4
X2 F 01823	4320-300-7043	HOUSING, FLYWHEEL: top 10100 (05748)	A	EA		1									39	10
O 01824	5310-619-3555	NUT: cover to instrument cabinet	B	EA		3	*	*	*	*	*	*	*	*		
F 01825	5310-655-9544	NUT, PLAIN, HEXAGON: coupling guard to housing, housing to skid base	A	EA		14	*	*	*	*	*	*	*	*	39	11
O 01826	5310-619-3555	NUT, PLAIN, HEXAGON: side sill panel and engine cover mtg	C	EA		27	*	*	*	*	*	*	*	*	39	16
F 01827	5310-655-9544	NUT, PLAIN, HEXAGON: stub shaft seal plate to fly- wheel panel screw mtg	C	EA		18	*	*	*	*	*	*	*	*	39	11
O 01828	5310-194-8191	NUT, PLAIN, HEXAGON: top to side panels, housing to grille	A	EA		17	*	*	*	*	*	*	*	*	39	16
X2 O 01829	4320-374-2958	PANEL, ENGINE ENCLOSURE 2758022 (90785)	C	EA		1									39	12
X2 F 01830	4320-374-2956	PANEL, ENGINE ENCLOSURE: flywheel end 2758019 (90785)	C	EA		1									39	5
X2 O 01831	4320-374-2959	PANEL, ENGINE ENCLOSURE: starter side 2758023 (90785)	C	EA		1									39	1
X2 O 01832	4320-300-7034	PANEL, ENGINE HOUSING: engine 10089 (05748)	A	EA		1									39	4
X2 O 01833	4320-300-7035	PANEL, ENGINE HOUSING: radiator end 10090 (05748)	A	EA		1									39	15

(1) SMR CODE INDEX NO.	(2) FEDERAL STOCK NUMBER	(3) DESCRIPTION REF NO. & MFR CODE USABLE ON CODE		(4) UNIT OF ISSUE	(5) QTY INC IN UNIT PACK	(6) QTY INC IN UNIT	(7) 30-DAY DS MAINT ALLOWANCE			(8) 30-DAY GS MAINT ALLOWANCE			(9) 1-YR ALL PER 100 EQP CONTIN- GENCY	(10) DEPT MAINT ALL PER 100 EQUIP	(11) ILLUS- TRATION	
							(a)	(b)	(c)	(a)	(b)	(c)			(a)	(b)
							1-20	21-50	51-100	1-20	21-50	51-100			FIG NO	ITEM NO
X2 O 01834	4320-300-7039	PANEL, ENGINE HOUSING: side, lower 10094 (05748)	A	EA		2									39	14
X2 O 01835	4320-300-7036	PANEL, ENGINE HOUSING: rear, flywheel end 10091 (05748)	A	EA		1									39	5
X2 F 01836	4320-374-8568	PANEL, FLYWHEEL END 9312 (50309)	B	EA		1									39	5
X2 O 01837	4320-395-4752	PANEL, HOOD: lower, rh 9303 (50309)	B	EA		1										
X2 O 01838	4320-374-2957	PANEL, HOOD: radiator end 2758020 (90785)	C	EA		1									39	15
X2 O 01839	4320-389-6460	PANEL, HOOD: side sill 2758021 (90785)	C	EA		2									39	14
X2 O 01840	4320-374-8566	PANEL, HOUSING: radiator end 9305 (50309)	B	EA		1									39	15
X2 O 01841	4320-374-8577	PANEL, HOUSING: lower, lh 9504 (50309)	B	EA		1										
X2 F 01842	4320-532-7782	PLATE, ENGINE ENCLOSURE: stub shaft seal 2758026 (90785)	C	EA		1									39	10
O 01843	5320-576-2183	RIVET, SPLIT: webbing to rh and lh lower panels, webbing to radiator end panel, webbing to flywheel end panel	B	EA		94	*	*	*	*	*	*	*	*		
F 01844	5305-269-3211	SCREW, CAP, HEXAGON HEAD: coupling guard to housing, housing to skid	A	EA		14	*	*	*	*	*	*	*	*	39	8
O 01845	5305-068-0501	SCREW, CAP, HEXAGON HEAD: engine cover mtg	C	EA		18	*	*	*	*	*	*	*	*	39	18
F 01846	5305-269-3206	SCREW, CAP, HEXAGON HEAD: stub shaft seal plate to flywheel panel mtg	C	EA		18	*	*	*	*	*	*	*	*	39	8
O 01847	5305-067-9897	SCREW: cover to side panels, radiator end panel to angle	B	EA		13	*	*	*	*	*	*	*	*	39	13

(1) SMR CODE INDEX NO.	(2) FEDERAL STOCK NUMBER	(3) DESCRIPTION REF NO. & MFR CODE USABLE ON CODE		(4) UNIT OF ISSUE	(5) QTY INC IN UNIT PACK	(6) QTY INC IN UNIT	(7) 30-DAY DS MAINT ALLOWANCE			(8) 30-DAY GS MAINT ALLOWANCE			(9) 1-YR ALL PER 100 EQP CONTIN- GENCY	(10) DEPT MAINT ALL PER 100 EQUIP	(11) ILLUS- TRATION	
							(a)	(b)	(c)	(a)	(b)	(c)			(a)	(b)
							1-20	21-50	51-100	1-20	21-50	51-100			FIG NO	ITEM NO
O 01848	5305-269-3206	SCREW, MACHINE: cover to instrument cabinet, panel to side frame, guard to housing, flywheel cover to side panel	B	EA	27	*	*	*	*	*	*	*	*			
O 01849	5305-988-1724	SCREW, MACHINE: side sill panel mtg	C	EA	8	*	*	*	*	*	*	*	*	39	13	
O 01850	5305-988-1724	SCREW, MACHINE: top to side panels, housing to grille	A	EA	19	*	*	*	*	*	*	*	*	39	13	
O 01851	5305-067-9897	SCREW: radiator end panel to base flywheel end panel to base	B	EA	6	*	*	*	*	*	*	*	*			
O 01852	5305-855-0970	SCREW, TAPPING, THREAD CUTTING: radiator neck cover to housing	AC	EA	2	*	*	*	*	*	*	*	*	39	3	
O 01853	5310-017-4916	WASHER: cover to instrument cabinet, panel to side frame, guard to housing	B	EA	2	*	*	*	*	*	*	*	*			
X2 F 01854		WASHER: flywheel end panel to bell housing, flywheel cover to flywheel 4020-26-02 (50309)	B	EA	8									39	9	
F 01855	5310-261-7340	WASHER, LOCK: coupling guard to housing, housing to skid base	A	EA	14	*	*	*	*	*	*	*	*	39	9	
O 01856	5310-011-4604	WASHER, LOCK: engine cover mtg	C	EA	18	*	*	*	*	*	*	*	*	39	17	
F 01857	5310-261-7340	WASHER LOCK: stub shaft seal plate to flywheel panel screw mtg	C	EA	18	*	*	*	*	*	*	*	*	39	9	
O 01858	5310-010-3319	WASHER, LOCK: top to side panels, housing to grille	A	EA	19	*	*	*	*	*	*	*	*	39	17	
O 01859		WEBBING: flywheel end panel MANUFACTURE FROM:	B	EA	1											
P O 01860	8305-268-2413	WEBBING, TEXTILE (11 ft required)	B	YD		*	*	*	*	*	*	55	55			
O 01861		WEBBING: radiator end panel MANUFACTURE FROM:	B	EA	1											
P O 01862	8305-268-2413	WEBBING, TEXTILE (7 ft required)	B	YD		*	*	*	*	*	*	35	35			

(1) SMR CODE INDEX NO.	(2) FEDERAL STOCK NUMBER	(3) DESCRIPTION REF NO. & MFR CODE USABLE ON CODE		(4) UNIT OF ISSUE	(5) QTY INC IN UNIT PACK	(6) QTY INC IN UNIT	(7) 30-DAY DS MAINT ALLOWANCE			(8) 30-DAY GS MAINT ALLOWANCE			(9) 1-YR ALL PER 100 EQP CONTIN- GENCY	(10) DEPT MAINT ALL PER 100 EQUIP	(11) ILLUS- TRATION	
							(a)	(b)	(c)	(a)	(b)	(c)			(a)	(b)
							1-20	21-50	51-100	1-20	21-50	51-100			FIG NO	ITEM NO
M O 01863		WEBBING: rh and lh Lower panel MANUFACTURE FROM:	B	EA		2										
P O 01864	8305-268-2413	WEBBING, TEXTILE (3 ft required for each WEBBING)	B	YD			*	*	*	*	*	*	30	30		
01865 X2 O 01866		1808 - BOXES BOX, TOOL 9139 (50309)	AB	EA		1									38	16
X2 O 01867		BOX, TOOL MDSE (90785)	C	EA		1									38	16
O 01868	5310-176-8162	NUT, PLAIN, HEXAGON: tool box to skid		EA		3	*	*	*	*	*	*	*	*		
O 01869	5305-269-3209	SCREW, CAP, HEXAGON HEAD: tool box to skid	AB	EA		3	*	*	*	*	*	*	*	*	38	14
O 01870	5305-269-3211	SCREW, CAP, HEXAGON HEAD: tool box to skid assembly	C	EA		4	*	*	*	*	*	*	*	*	38	14
O 01871	5310-011-5549	WASHER, LOCK: tool box to skid	AB	EA		3	*	*	*	*	*	*	*	*	38	15
O 01872 01873	5310-261-7340	WASHER, LOCK: tool box to skid assembly screw	C	EA		4	*	*	*	*	*	*	*	*	38	15
		GROUP 22 - BODY, CHASSIS OR HULL, AND ACCESSORY ITEMS														
01874 X2 O 01875		2210 - DATA PLATES NAMEPLATE: discharge 9467 (05748)	A	EA		1										
X2 O 01876		NAMEPLATE: high pressure switch 9468 (05748)	A	EA		1										
X2 O 01877		NAMEPLATE: ignition 9464 (05748)	A	EA		1										
X2 O 01878		NAMEPLATE: ignition 9588 (50309)	B	EA		1										
X2 O 01879		NAMEPLATE: low pressure switch 9469 (05748)	A	EA		1										
X2 O 01880		NAMEPLATE: primer 10001 (05748)	A	EA		1										

(1) SMR CODE INDEX NO.	(2) FEDERAL STOCK NUMBER	(3) DESCRIPTION REF NO. & MFR CODE USABLE ON CODE		(4) UNIT OF ISSUE	(5) QTY INC IN UNIT PACK	(6) QTY INC IN UNIT	(7) 30-DAY DS MAINT ALLOWANCE			(8) 30-DAY GS MAINT ALLOWANCE			(9) 1-YR ALL PER 100 EQP CONTIN- GENCY	(10) DEPT MAINT ALL PER 100 EQUIP	(11) ILLUS- TRATION		
							(a)	(b)	(c)	(a)	(b)	(c)			(a)	(b)	
							1-20	21-50	51-100	1-20	21-50	51-100			FIG NO	ITEM NO	
X2 O 01881		NAMEPLATE: reset 9595 (50309)	B	EA		1											
X2 O 01882		NAMEPLATE: safety device 9465 (05748)	A														
X2 O 01883		NAMEPLATE: set 8914 (50309)	B	EA		1											
X2 O 01884		NAMEPLATE: starter 9463 (05748)	A	EA		1											
X2 O 01885		NAMEPLATE: suction 9466 (05748)	A	EA		1											
X2 O 01886		NAMEPLATE: switch 20950-1 (50309)	B	EA		1											
X2 O 01887		NAMEPLATE: throttle 10000 (05748)	A	EA		1											
X2 O 01888		NAMEPLATE: toggle switch 10002 (05748)	A	EA		1											
X2 O 01889		NAMEPLATE: unit 9245 (50309)	B	EA		1											
X2 F 01890	5315-466-4416	PIN, ESCUTCHEON: identification plate X13012 (14351)		EA		4										1	1
X2 F 01891		PLATE, INSTRUCTION: engine X6064 (14351)		EA		1										1	2
O 01892	5305-011-3231	SCREW, DRIVE: unit nameplate mtg	B	EA		4	*	*	*	*	*	*	*	*			
O 01893	5305-954-5207	SCREW, TAPPING, THREAD FORMING: nameplate mounting	A	EA		30	*	*	*	*	*	*	*	*			
O 01894 01895	5305-058-2078	SCREW, TAPPING, THREAD FORMING: nameplate mounting	B	EA		16	*	*	*	*	*	*	*	*			
01896		GROUP 47 - GAGES 4701 - INSTRUMENT, SPEED AND DISTANCE															
X2 O 01897	2805-573-0279	ADAPTER, TACHOMETER: drive P671-3480 (14351)		EA		1											

(1) SMR CODE INDEX NO.	(2) FEDERAL STOCK NUMBER	(3) DESCRIPTION REF NO. & MFR CODE USABLE ON CODE		(4) UNIT OF ISSUE	(5) QTY INC IN UNIT PACK	(6) QTY INC IN UNIT	(7) 30-DAY DS MAINT ALLOWANCE			(8) 30-DAY GS MAINT ALLOWANCE			(9) 1-YR ALL PER 100 EQP CONTIN- GENCY	(10) DEPT MAINT ALL PER 100 EQUIP	(11) ILLUS- TRATION	
							(a)	(b)	(c)	(a)	(b)	(c)			(a)	(b)
							1-20	21-50	51-100	1-20	21-50	51-100			FIG NO	ITEM NO
P O 01898	6680-541-3405	CORE, FLEXIBLE, TACHOMETER DRIVE 95000-40 (57733)	A	EA		1	4	8	15	4	8	15	180	5		
O 01899	4730-639-9730	ELBOW, PIPE: grease cup to tachometer drive adapter		EA		1	*	*	*	*	*	*	*	*		
O 01900	4730-277-5552	ELBOW, PIPE: grease cup to tachometer drive adapter	A	EA		1	*	*	*	*	*	*	*	*		
O 01901	4730-050-4208	FITTING, LUBRICATION: tachometer drive fitting	A	EA		1	*	*	*	*	*	*	*	*		
X2 O 01902	6680-536-2929	GEAR, SPUR: tachometer drive K600H209 (14351)		EA		1										
X2 O 01903	5330-198-6175	PACKING, PREFORMED: tachometer drive support 22RB225 (14351)		EA		1										
O 01904	4730-278-3388	PLUG, PIPE: tachometer drive adapter		EA		1	*	*	*	*	*	*	*	*		
P O 01905	6680-377-5040	SHAFT ASSEMBLY, FLEXIBLE: tachometer drive 1582316 (24617)	C	EA		1	*	2	2	*	2	2	18	5		
P O 01906	6680-541-3405	SHAFT, TACHOMETER DRIVE 95000-40 (57733)	B	EA		1	*	2	2	*	2	2	18	5		
X2 O 01907	6680-377-9040	TACHOMETER S770AX (57733)	AB	EA		1								5	37	3
P O 01908	6680-377-5041	TACHOMETER, MECHANICAL, FIXED MOUNTING 1548149 (70040)	C	EA		1	*	2	2	*	2	2	18	5	51	1
01909		4702 - GAGES, LINES AND FITTINGS														
O 01910	4730-720-0102	ADAPTER, STRAIGHT, PIPE TO TUBE	A	EA		2	*	*	*	*	*	*	*	*		
O 01911	4730-391-3771	ADAPTER, STRAIGHT, PIPE TO TUBE	A	EA		1	*	*	*	*	*	*	*	*		
X2 O 01912	4730-270-4586	ADAPTER, STRAIGHT, PIPE TO TUBE A3 (75833)	A	EA		2										
O 01913	4730-266-0536	ADAPTER, STRAIGHT, PIPE TO TUBE	B	EA		1	*	*	*	*	*	*	*	*		
X2 O 01914	4730-277-1895	BUSHING, PIPE 3224X2 (79470)	B	EA		1										

(1) SMR CODE INDEX NO.	(2) FEDERAL STOCK NUMBER	(3) DESCRIPTION REF NO. & MFR CODE USABLE ON CODE		(4) UNIT OF ISSUE	(5) QTY INC IN UNIT PACK	(6) QTY INC IN UNIT	(7) 30-DAY DS MAINT ALLOWANCE			(8) 30-DAY GS MAINT ALLOWANCE			(9) 1-YR ALL PER 100 EQP CONTIN- GENCY	(10) DEPT MAINT ALL PER 100 EQUIP	(11) ILLUS- TRATION	
							(a)	(b)	(c)	(a)	(b)	(c)			(a)	(b)
							1-20	21-50	51-100	1-20	21-50	51-100			FIG NO	ITEM NO
O 01915	4730-289-0587	COUPLING, PIPE	B	EA		2	*	*	*	*	*	*	*			
O 01916 X2 O 01917	4730-044-4040	ELBOW, PIPE ELBOW, PIPE TO TUBE: oil pressure gage 49F1-4X-4 (30327)	B A	EA EA		1 1	*	*	*	*	*	*	*			
O 01918	4730-595-4681	ELBOW, PIPE TO TUBE	B	EA		5	*	*	*	*	*	*	*			
O 01919 X2 O 01920	4730-288-9421	ELBOW, TUBE FITTING: bulkhead 9538 (50309)	B B	EA EA		5 2	*	*	*	*	*	*	*			
P O 01921	6680-025-3243	GAGE, LIQUID QUANTITY, FLOAT TYPE: fuel tank 9119 (50309)	B	EA		1	*	2	2	*	2	2	18	5	27	5
P O 01922	6680-712-6283	GAGE LIQUID QUANTITY: pressure 9482 (05748)	A	EA		1	*	2	2	*	2	2	18	5	27	5
X2 O 01923	6685-378-3071	GAGE, OIL PRESS 444396 (57733)	C	EA		1								5	51	2
P O 01924	6685-378-3071	GAGE, PRESSURE DIAL INDICATING: oil 444396 (50309)	B	EA		1	*	2	2	*	2	2	18	5	37	4
P O 01925	6685-691-7483	GAGE, PRESSURE, DIAL INDICATING: suction and dis- charge 9454 (05748)	A	EA		2	2	2	3	2	2	3	36	10	37	13
P O 01926	6685-691-7483	GAGE, PRESSURE, DIAL INDICATING: suction and dis- charge 6-1010 (50309)	B	EA		2	2	2	3	2	2	3	36	10	37	13
P O 01927	6685-691-7483	GAGE, PRESSURE , DIAL INDICATING: suction and dis- charge BU2216 (61349)	C	EA		2	2	2	3	2	2	3	36	10	51	13
P O 01928	6685-378-3071	GAGE, PRESSURE, DIAL: oil 444396 (57733)	A	EA		1	*	2	2	*	2	2	18	5	37	4
P O 01929	6680-024-1991	INDICATOR, LIQUID QUANTITY: fuel 2758029 (90785)	C	EA		1	*	2	2	*	2	2	18	5	27	5

(1) SMR CODE INDEX NO.	(2) FEDERAL STOCK NUMBER	(3) DESCRIPTION REF NO. & MFR CODE USABLE ON CODE		(4) UNIT OF ISSUE	(5) QTY INC IN UNIT PACK	(6) QTY INC IN UNIT	(7) 30-DAY DS MAINT ALLOWANCE			(8) 30-DAY GS MAINT ALLOWANCE			(9) 1-YR ALL PER 100 EQP CONTIN- GENCY	(10) DEPT MAINT ALL PER 100 EQUIP	(11) ILLUS- TRATION	
							(a)	(b)	(c)	(a)	(b)	(c)			(a)	(b)
							1-20	21-50	51-100	1-20	21-50	51-100			FIG NO	ITEM NO
O 01930	4730-014-2430	INVERTED NUT, TUBE COUPLING: oil pressure tee to safety	A	EA		2	*	*	*	*	*	*	*			
O 01931	4730-730-6049	NIPPLE, PIPE: suction and discharge flange to valve	B	EA		2	*	*	*	*	*	*	*			
O 01932	5310-763-8921	NUT, PLAIN, HEXAGON	B	EA		4	*	*	*	*	*	*	*			
O 01933	5310-012-0622	NUT,PLAIN, HEXAGON: suction and discharge gage mtg	A	EA		6	*	*	*	*	*	*	*			
O 01934	5310-298-9261	NUT, PLAIN, HEXAGON: suction and discharge gage to panel screw	B	EA		6	*	*	*	*	*	*	*			
O 01935	4730-240-1739	NUT, TUBE COUPLING	B	EA		18	*	*	*	*	*	*	*			
O 01936	5305-013-2768	SCREW, MACHINE: suction and discharge gage mtg	A	EA		6	*	*	*	*	*	*	*			
O 01937	5305-993-1851	SCREW, MACHINE: suction and discharge gage to panel	B	EA		6	*	*	*	*	*	*	*			
X2 O 01938	4320-691-8235	SHIM SET, PUMP MOUNT: suction and discharge flange to valve 9131 (50309)	B	EA		2										
O 01939	4730-202-8428	TEE, PIPE TO TUBE	B	EA		1	*	*	*	*	*	*	*			
O 01940	4730-268-3709	TEE, PIPE TO TUBE	B	EA		1	*	*	*	*	*	*	*			
P O 01941	6685-514-3896	THERMOMETER, INDICATING, CAPILLARY, TUBE AND BULB 56AJ60 (57733)	B	EA		1	*	2	2	*	2	2	18	5	37	9
P O 01942	6685-514-3896	THERMOMETER, INDICATING, CAPILLARY, TUBE AND BULB: water 56AJ60 (57733)	A	EA		1	*	2	2	*	2	2	18	5	37	9
M O 01943		TUBE MANUFACTURE FROM:	B	EA		1										
P O 01944	4710-277-5526	TUBE, COPPER (12 in, required)	B	FT			*	*	*	*	*	*	5	5		
M O 01945		TUBE MANUFACTURE FROM:	B	EA		1										
P O 01946	4710-277-5526	TUBE, COPPER (13 in. required)	B	FT			*	*	*	*	*	*	5	5		

(1) SMR CODE INDEX NO.	(2) FEDERAL STOCK NUMBER	(3) DESCRIPTION REF NO. & MFR CODE USABLE ON CODE		(4) UNIT OF ISSUE	(5) QTY INC IN UNIT PACK	(6) QTY INC IN UNIT	(7) 30-DAY DS MAINT ALLOWANCE			(8) 30-DAY GS MAINT ALLOWANCE			(9) 1-YR ALL PER 100 EQP CONTIN- GENCY	(10) DEPT MAINT ALL PER 100 EQUIP	(11) ILLUS- TRATION	
							(a)	(b)	(c)	(a)	(b)	(c)			(a)	(b)
							1-20	21-50	51-100	1-20	21-50	51-100			FIG NO	ITEM NO
M O 01947		TUBE MANUFACTURE FROM:	B	EA		2										
P O 01948	4710-277-5526	TUBE, COPPER (45-5/8 in. required for each TUBE)	B	FT			*	*	*	*	*	*	50	50		
M O 01949		TUBE MANUFACTURE FROM:	B	EA		1										
P O 01950	4710-277-5526	TUBE, COPPER (10-1/4 in. required)	B	FT			*	*	*	*	*	*	5	5		
M O 01951		TUBE MANUFACTURE FROM:	B	EA		1										
P O 01952	4710-277-5526	TUBE, COPPER (8-1/4 in. required)	B	FT			*	*	*	*	*	*	3	3		
M O 01953		TUBE MANUFACTURE FROM:	B	EA		1										
P O 01954	4710-277-5526	TUBE, COPPER (10 in. required)	B	FT			*	*	*	*	*	*	5	5		
M O 01955		TUBE MANUFACTURE FROM:	B	EA		1										
P O 01956	4710-277-5526	TUBE, COPPER (31-1/4 in. required)	B	FT			*	*	*	*	*	*	12	12		
M O 01957		TUBE ASSEMBLY: oil pressure gage MANUFACTURE FROM:	A	EA		1										
O 01958	4730-014-2430	NUT, TUBE COUPLING	A	EA		2	*	*	*	*	*	*	*	*	*	*
P O 01959	4710-277-5525	TUBE, COPPER (20 in. required)	A	FT			*	*	*	*	*	*	*	8	8	
X2 O 01960	4820-174-1402	VALVE, ANGLE: gage cutoff 10041 (05748)		EA		4										
O 01961	5310-010-6497	WASHER, LOCK: suction and discharge gage to panel screw	B	EA		12	*	*	*	*	*	*	*	*	*	*

(1) SMR CODE INDEX NO.	(2) FEDERAL STOCK NUMBER	(3) DESCRIPTION REF NO. & MFR CODE USABLE ON CODE		(4) UNIT OF ISSUE	(5) QTY INC IN UNIT PACK	(6) QTY INC IN UNIT	(7) 30-DAY DS MAINT ALLOWANCE			(8) 30-DAY GS MAINT ALLOWANCE			(9) 1-YR ALL PER 100 EQP CONTIN- GENCY	(10) DEPT MAINT ALL PER 100 EQUIP	(11) ILLUS- TRATION	
							(a)	(b)	(c)	(a)	(b)	(c)			(a)	(b)
							1-20	21-50	51-100	1-20	21-50	51-100			FIG NO	ITEM NO
P F 01977	4320-377-4926	GASKET: cover D8293-5-6 (81336) (Can be manufactured from PAPER, Stock No. 5330-233-5845)	C	EA		2	5	10	20	5	10	20	240	200	41 42	16 3
P F 01978	4320-377-4927	GASKET: cover D8293-5-7 (81336) (Can be manufactured from PAPER, Stock No. 5330-233-5845)	C	EA		2	5	10	20	5	10	20	240	200	41 42	5 14
M F 01979	4320-377-4926	GASKET: inboard bearing cover D293-5-6 (81336) MANUFACTURE FROM:	B	EA		2									41 42	16 3
P F 01980 X2 F 01981	5330-233-5845	PAPER, GASKET GASKET: inboard cover, blind end and extension end 9702 (05748)	B A	YD EA		2	*	*	*	*	*	*	1	1	41	5
M F 01982	4320-377-4927	GASKET: outboard bearing cover D8293-5-7 (81336) MANUFACTURE FROM:	B	EA		2									41 42	5 14
P F 01983 X2 F 01984	5330-233-5845	PAPER, GASKET GASKET: outboard cover, blind end and extension end 9703 (05748)	B A	YD EA		2	*	*	*	*	*	*	1	1	41	16
P F 01985	4320-371-4538	GASKET: pump case 2757798 (90785)	C	EA		1	3	5	10	3	5	10	120	10	40	6
P F 01986	4320-318-6639	GASKET: pump casing D44CM37-1-2 (10941)	B	EA		1	3	5	10	3	5	10	120	100	40	6
X2 F 01987	4320-374-2819	HOUSING, BEARING D8293-4-6 (81336)	B	EA		2									41 42	13 7
X2 F 01988		HOUSING, BARING: blind end and extension and 9690 (05748)	A	EA		2									41	13
X2 F 01989	4320-374-2819	HOUSING, IMPELLER, SHAFT BEARING D8293-4-6 (81336)	C	EA		2									41 42	13 7
X2 F 01990	4320-390-8731	HOUSING, IMPELLER, SHAFT PUMP 9717- (05748)	A	EA		1									40	3

(1) SMR CODE INDEX NO.	(2) FEDERAL STOCK NUMBER	(3) DESCRIPTION REF NO. & MFR CODE USABLE ON CODE		(4) UNIT OF ISSUE	(5) QTY INC IN UNIT PACK	(6) QTY INC IN UNIT	(7) 30-DAY DS MAINT ALLOWANCE			(8) 30-DAY GS MAINT ALLOWANCE			(9) 1-YR ALL PER 100 EQP CONTIN- GENCY	(10) DEPT MAINT ALL PER 100 EQUIP	(11) ILLUS- TRATION	
							(a)	(b)	(c)	(a)	(b)	(c)			(a)	(b)
							1-20	21-50	51-100	1-20	21-50	51-100			FIG NO	ITEM NO
X2 F 01991	4320-778-7615	HOUSING, PUMP: upper and lover half 2757707-8 (81336)	C	EA		1									40	3
F 01992	5310-763-8921	NUT, PLAIN, HEXAGON: bearing housing stud	B	EA		24	*	*	*	*	*	*	*	*		
F 01993	5310-260-7823	NUT, PLAIN, HEXAGON: case mating stud, heavy	A	EA		34	*	*	*	*	*	*	*	*	40	1
F 01994	5310-827-8606	NUT, PLAIN, HEXAGON: casing parting	B	EA		34	*	*	*	*	*	*	*	*	40	1
F 01995	5310-762-6248	NUT, PLAIN, HEXAGON: parting flange	C	EA		29	*	*	*	*	*	*	*	*	40	1
P 01996	5310-656-0391	NUT, PLAIN, HEXAGON: pump aligning	B	EA		4	*	*	*	*	*	*	*	*	38	9
F 01997	5310-656-0391	NUT, PLAIN, HEXAGON: pump aligning	AC	EA		4	*	*	*	*	*	*	*	*	38	8
F 01998	5315-282-1191	PIN, STRAIGHT, HEADLESS: pump mtg	B	EA		2	*	*	*	*	*	*	*	*		
F 01999	5315-209-7989	PIN, TAPER: case mating No. 6, 6 in. lg. pump casing	AB	EA		2	*	*	*	*	*	*	*	*	40	4
F 02000	5315-017-8292	PIN, TAPERED, PLAIN	C	EA		2	*	*	*	*	*	*	*	*	40	4
F 02001	4730-187-4200	PLUG, PIPE	B	EA		2	*	*	*	*	*	*	*	*	41	20
F	4730-289-5176	PLUG, PIPE: bearing cover drain	B	EA		3	*	*	*	*	*	*	*	*	42	20
F	4730-289-5176	PLUG, PIPE: bearing housing	B	EA		3	*	*	*	*	*	*	*	*	41	20
F 02004	4730-289-5176	PLUG, PIPE: bearing housing	A	EA		3	*	*	*	*	*	*	*	*	41	21
F 02004	4730-044-4569	PLUG, PIPE: bearing housing	C	EA		2	*	*	*	*	*	*	*	*	41	20
F 02005	4730-288-8253	PLUG, PIPE: case drain	B	EA		1	*	*	*	*	*	*	*	*	42	20
F 02005	4730-288-8253	PLUG, PIPE: case drain	B	EA		1	*	*	*	*	*	*	*	*	42	20
F 02006	4730-018-9566	PLUG, PIPE: extension and blind end housing	A	EA		2	*	*	*	*	*	*	*	*	41	20
F 02006	4730-018-9566	PLUG, PIPE: extension and blind end housing	A	EA		2	*	*	*	*	*	*	*	*	41	20
F 02007	4730-042-8988	PLUG, PIPE: pump case		EA		9	*	*	*	*	*	*	*	*	40	2
F 02007	4730-042-8988	PLUG, PIPE: pump case		EA		9	*	*	*	*	*	*	*	*	40	2
F 02008	4730-289-5176	PLUG, PIPE: stuffing box	B	EA		2	*	*	*	*	*	*	*	*		
F 02008	4730-289-5176	PLUG, PIPE: stuffing box	B	EA		2	*	*	*	*	*	*	*	*		
F 02009	5305-269-3211	SCREW, CAP, HEXAGON HEAD: bearing cover to housing mtg	C	EA		16	*	*	*	*	*	*	*	*	41	2
F 02009	5305-269-3211	SCREW, CAP, HEXAGON HEAD: bearing cover to housing mtg	C	EA		16	*	*	*	*	*	*	*	*	42	17
F 02010	5305-043-1966	SCREW, CAP, HEXAGON HEAD: bearing housing attaching	C	EA		8	*	*	*	*	*	*	*	*	41	19
F 02010	5305-043-1966	SCREW, CAP, HEXAGON HEAD: bearing housing attaching	C	EA		8	*	*	*	*	*	*	*	*	42	19

(1) SMR CODE INDEX NO.	(2) FEDERAL STOCK NUMBER	(3) DESCRIPTION REF NO. & MFR CODE USABLE ON CODE		(4) UNIT OF ISSUE	(5) QTY INC IN UNIT PACK	(6) QTY INC IN UNIT	(7) 30-DAY DS MAINT ALLOWANCE			(8) 30-DAY GS MAINT ALLOWANCE			(9) 1-YR ALL PER 100 EQP CONTIN- GENCY	(10) DEPT MAINT ALL PER 100 EQUIP	(11) ILLUS- TRATION	
							(a)	(b)	(c)	(a)	(b)	(c)			(a)	(b)
							1-20	21-50	51-100	1-20	21-50	51-100			FIG NO	ITEM NO
X1 02027		SHIM: 1/3 in. thk (As required) 9031C (50309)	B												38	10
X1 02028		SHIM: 1/64 in. thk (As required) 9031D (50309)	B												38	10
X1 02029		SHIM: 0.006 in. thk (As required) 9031E (50309)	B												38	10
P 02030	5307-269-6725	STUD, PLAIN: mating	A	EA	30	*	*	*	*	*	*	*	*	*	40	13
F 02031	5307-281-6823	STUD, PLAIN: case mating	A	EA	4	*	*	*	*	*	*	*	*	*	40	14
F 02032	5307-269-6725	STUD, PLAIN: casing parting	B	EA	34	*	*	*	*	*	*	*	*	*	40	14
F 02033	5307-261-0393	STUD, PLAIN: flange to casing attaching	A	EA	16	*	*	*	*	*	*	*	*	*		
F 02034	5307-261-0393	STUD, PLAIN: intake and discharge flange to case assembly	B	EA	24	*	*	*	*	*	*	*	*	*		
X2 F 02035	5307-260-8834	STUD, PLAIN: parting flange MSS5307-2 (08288)	C	EA	29										40	14
F 02036	5310-261-7340	WASHER, LOCK: bearing housing screw attaching	A	EA	16	*	*	*	*	*	*	*	*	*	42	18
F 02037	5310-261-7340	WASHER, LOCK: bearing housing screw attaching	BC	EA	16	*	*	*	*	*	*	*	*	*	41	3
F 02038	5310-010-3327	WASHER, LOCK: pump mounting screw	B	EA	4	*	*	*	*	*	*	*	*	*	38	11
F 02039	5310-013-8510	WASHER, LOCK: pup to skid base screw mtg,	C	EA	4	*	*	*	*	*	*	*	*	*	38	11
F 02040	5310-013-8510	WASHER, LOCK: pump to skid base screw mtg	A	EA	4	*	*	*	*	*	*	*	*	*	38	11
		5501 - SNAFTS, IMPELLERS														
P F 02042	5310-156-4854	BEARING, BALL, ANNULAR 137-3490 (25681)	A	EA	1	*	2	2	*	2	2	12	10	42	12	
P F 02043	5310-144-8662	BEARING, BALL, ANNULAR 3208 (43334)	B	EA	1	*	2	2	*	2	2	12	10	41	7	
P F 02044	5310-156-5456	BEARING, BALL, ANNULAR 5307 (43334)	B	EA	1	*	2	2	*	2	2	12	10	42	12	

(1) SMR CODE INDEX NO.	(2) FEDERAL STOCK NUMBER	(3) DESCRIPTION REF NO. & MFR CODE USABLE ON CODE		(4) UNIT OF ISSUE	(5) QTY INC IN UNIT PACK	(6) QTY INC IN UNIT	(7) 30-DAY DS MAINT ALLOWANCE			(8) 30-DAY GS MAINT ALLOWANCE			(9) 1-YR ALL PER 100 EQP CONTIN- GENCY	(10) DEPT MAINT ALL PER 100 EQUIP	(11) ILLUS- TRATION	
							(a)	(b)	(c)	(a)	(b)	(c)			(a)	(b)
							1-20	21-50	51-100	1-20	21-50	51-100			FIG NO	ITEM NO
P F 02045	3110-144-8662	BLARING, BALL, ANNULAR: extension end BWSAE208 (97907)	A	EA		1	*	2	2	*	2	2	12	10	41	7
P F 02046	3110-144-8662	BEARING, BALL, ANNULAR: extension end A92380-11 (80020)	C	EA		1	*	2	2	*	2	2	12	10	41	7
P F 02047	3110-156-4854	BEARING, BALL, ANNULAR: thrust 137-3490 (25681)	C	EA		1	2	2	2	*	2	2	12	10	42	12
P F 02048	4320-374-2824	BEARING, SLEEVE: center D8293-6-2 (81336)	BC	EA		2	*	2	2	*	2	2	12	10	43	9
P F 02049	4320-374-2813	BEARING, SLEEVE: impeller D8293-3-4 (81336)	BC	EA		4	2	2	2	2	2	2	24	20	43	7
P F 02050	4320-374-2814	BEARING, SLEEVE: stuffing box D8293-5 (81336)	C	EA		2	2	2	2	2	2	2	24	20	43	3
P F 02051	5340-374-2821	BEARING: shoulder, collar D8293-5-3 (81336)	A	EA		1	*	2	2	*	2	2	12	10	42	13
X2 F 02052	5340-374-2821	BEARING: shoulder, outboard end D8293-10-3 (81336)	B	EA		1									42	13
X2 F 02053	5340-374-2821	BEARING: 1.385 in. id, 0.719 in. od, 0.242 in. thk D8293-5-3 (81336)	C	EA		1									42	13
X2 H 02054		BUSHING, BRONZE: pump shaft to case 8293-3-5 (93568)		EA		2									44	4
X2 F 02055		BUSHING: center, bronze 9707 (05748)	A	EA		1							10		43	9
X2 F 02056		BUSHING, IMPLELLER 9683 (05748)		EA		2							10		43	7
X2 F 02057	4320-374-2817	DEFLECTOR, DIRT AND OIL: extension end D82934-3 (81336)	B	EA		1									41	18
X2 F 02058	4320-374-2818	DEFLECTOR, DIRT AND OIL: inner D8293-4-4 (81336)	B	EA		2									41	1
2 F 02059	4320-374-2818	DEFLECTOR: dust inside D8293-4-4 (81336)	A	EA		2									42	16
															41	1

(1) SMR CODE INDEX NO.	(2) FEDERAL STOCK NUMBER	(3) DESCRIPTION REF NO. & MFR CODE USABLE ON CODE		(4) UNIT OF ISSUE	(5) QTY INC IN UNIT PACK	(6) QTY INC IN UNIT	(7) 30-DAY DS MAINT ALLOWANCE			(8) 30-DAY GS MAINT ALLOWANCE			(9) 1-YR ALL PER 100 EQP CONTIN- GENCY	(10) DEPT MAINT ALL PER 100 EQUIP	(11) ILLUS- TRATION	
							(a)	(b)	(c)	(a)	(b)	(c)			(a)	(b)
							1-20	21-50	51-100	1-20	21-50	51-100			FIG NO	ITEM NO
X2 F 02060	4320-374-2818	DEFLECTOR, WATER: dust, inside D8293-4-4 (81336)	C	EA		2									41	1
X2 F 02061	4320-374-2817	DEFLECTOR: dust outside D8293-4-1 (81336)	A	EA		1									42	16
X2 F 02062	4320-374-2817	DEFLECTOR, WATER: dust, outside D293-4-1 (81336)	C	EA		1									41	18
P F 02063	4320-374-2812	IMPELLER, CENTRIFUGAL PUMP: lh D8293-3-3 (81336)	B	EA		2	2	3	5	2	3	5	60	10	43	6
P F 02064	4320-374-2812	IMPELLER, CENTRIFUGA PUMP: lh vanes 9682 (05748)	A	EA		2	2	2	3	2	2	3	36	10	43	6
X2 F 02065		IMPELLER, CENTRIFUGAL PUMP: lh vanes 2757737 (90785)	C	EA		2								10	43	6
P F 02066	4320-374-2811	IMPELLER, CENTRIFUGAL PUMP: rh D8293-3-2 (81336)	B	EA		2	2	3	5	2	3	5	60	10	43	8
P F 02067	4320-374-2811	IMPELER, CENTRIFUGAL PUMP: rh vanes D8293-3-2 (81336)	C	EA		2	2	2	3	2	2	3	36	10	43	8
P F 02068	4320-374-2811	IMPELLER, CENTRIFUGAL PUMP: rh vanes D8293-3-2 (81336)	A	EA		2	2	2	3	2	2	3	36	10	43	8
F 02069	5315-042-3288	KEY, MACHINE: coupling half to impeller shaft	A	EA		1	*	*	*	*	*	*	*	*	45	9
F 02070	5315-054-2692	KEY, MACHINE: flexible coupling	B	EA		1	*	*	*	*	*	*	*	*		
F 02071	5315-050-5748	KEY, MACHINE: impeller	B	EA		4	*	*	*	*	*	*	*	*	43	2
12 F 02072	5315-729-6995	KEY, MACHINE: impeller to shaft 5121 (03476)	C	EA		2									43	2
X2 F 02073	5315-050-5748	KEY, ACHINE: impeller to shaft	A	EA		2									43	2
X2 F 02074	5315-781-1994	KEY, MACHINE: pump shaft to coupling 42AX72 (76040)		EA		1									45	9
F 02075	5310-424-6212	NUT, COUPLING	B	EA		1	*	*	*	*	*	*	*	*		

(1) SMR CODE INDEX NO.	(2) FEDERAL STOCK NUMBER	(3) DESCRIPTION REF NO. & MFR CODE USABLE ON CODE		(4) UNIT OF ISSUE	(5) QTY INC IN UNIT PACK	(6) QTY INC IN UNIT	(7) 30-DAY DS MAINT ALLOWANCE			(8) 30-DAY GS MAINT ALLOWANCE			(9) 1-YR ALL PER 100 EQP CONTIN- GENCY	(10) DEPT MAINT ALL PER 100 EQUIP	(11) ILLUS- TRATION	
							(a)	(b)	(c)	(a)	(b)	(c)			(a)	(b)
							1-20	21-50	51-100	1-20	21-50	51-100			FIG NO	ITEM NO
F 02076	5310-685-1429	NUT, PLAIN, HEXAGON: gland	B	EA		8	*	*	*	*	*	*	*			
F 02077	5310-269-6532	NUT, SLOTTED, HEXAGON: coupling to pump shaft		EA		1	*	*	*	*	*	*	*	45	5	
F 02078	5310-424-6212	NUT, SLOTTED, HEXAGON: flexible coupling to pump shaft	A	EA		1	*	*	a	*	*	*	*	45	5	
F 02079	5315-059-0344	PIN, COTTER: coupling nut	B	EA		1	*	*	*	*	*	*	*			
F 02080	5315-013-7214	PIN, COTTER: coupling to impeller shaft	A	EA		1	*	*	*	*	*	*	*	45	11	
F 02081	5315-298-1409	PIN, COTTER: pump shaft		EA		1	*	*	*	*	*	*	*	45	11	
X2 F 02082		RING, OIL 9700 (05748)		EA		2								41	15	
P F 02083	4320-535-1929	RING, OIL RETAINER D8295-4 (81336)	B	EA		2	3	5	10	3	5	10	120	200	41	15
P F 02084	4320-535-1929	RING, OIL RETAINER 4CM30-1 (10941)	C	EA		2	3	5	10	3	5	10	120	200	41 42	15 4
X2 F 02085	5340-281-6655	RING, RETAINING MS16624-136 (96906)	A	EA		2									41	10
X2 F 02086	5340-281-6655	RING, RETAINING D8294-14 (81336)	C	EA		2									42	9
X2 F 02087	5340-727-2810	RILNG, RETAINING: impeller D8294-15 (81336)	A	EA		2									43	4
X2 F 02088	5340-727-2810	RING, RETAINING: impeller D8293-4-15 (81336)	A	EA		2									43	4
12 F 02089	5340-727-2810	RING, RET.AINING: impeller D82934-15 (81336)	B	EA		2									43	4
X2 H 02090		PING, RETAINING: impeller 5100-200W (79136)		EA		2									44	3
X2 F 02091	5340-281-6655	RING, RETAINING: radial bearing D8293-4-14 (81336)	B	EA		2									41	10

(1) SMR CODE INDEX NO.	(2) FEDERAL STOCK NUMBER	(3) DESCRIPTION REF NO. & MFR CODE USABLE ON CODE		(4) UNIT OF ISSUE	(5) QTY INC IN UNIT PACK	(6) QTY INC IN UNIT	(7) 30-DAY DS MAINT ALLOWANCE			(8) 30-DAY GS MAINT ALLOWANCE			(9) 1-YR ALL PER 100 EQP CONTIN- GENCY	(10) DEPT MAINT ALL PER 100 EQUIP	(11) ILLUS- TRATION		
							(a)	(b)	(c)	(a)	(b)	(c)			(a)	(b)	
							1-20	21-50	51-100	1-20	21-50	51-100			FIG NO	ITEM NO	
X2 F 02092	5340-473-3718	RING, RETAINING: thrust bearing D8329-4-8 (8336)	B	EA		1											
H 02093	5305-017-9885	SCREW, CAP, HEXAGON HEAD: mechanical seal mtg		EA		8				*	*	*	*	*	44	16	
P F 02094	4320-773-1809	SEAL ASSEMBLY, IMPELLER, SHAFT D11345-1A (81336)		EA		2	2	3	5	2	3	5	60	200	44	15	
X1 02095	5330-054-6859	PACKING, PREFORMED: washer to retainer, inner MS29513-223 (96906)		EA		2											
X1 02096	5330-194-3722	PACKING, PREFORMED: seat to end plate MS29513-233 (9906)		EA		2									44	11	
X1 02097	5330-291-5622	PACKING, PREFORMED: washer to retainer, inner MS29513-229 (96906)		EA		2									44	14	
X1 02098		PACKING, PREFORMED: washer to retainer, outer MS29513-216 (96906)		EA		2									44	5	
X1 02099		PLATE, GLAND D11345-2-1 (71724)		EA		2									44	9	
X1 02100		RETAINER, WASHER D11345-2-1 (71724)		EA		2									44	6	
X1 02101		RETAINING COLLAR: end plate D113453-1 (71724)		EA		2									44	12	
X1 02102		SEAT SHAFT SEAL: end plate D11345-3-3 (81336)		EA		2									44	10	
X1 02103	5305-013-9045	SETSCREW: seal pump shaft D113455-1A16 (71724)		EA		2									44	8	
X1 02104		SPRING PUMP: seal washer to retainer D11345-3-6 (71724)		EA		8									44	7	
X1 02105		SPRING, HOLDER D11345-3-5 (71724)		EA		2											
X1 02106	4730-773-1811	WASHER SHAFT SEAL D11345-2-3 (81336)		EA		2									44	13	

(1) SMR CODE INDEX NO.	(2) FEDERAL STOCK NUMBER	(3) DESCRIPTION REF NO. & MFR CODE USABLE ON CODE		(4) UNIT OF ISSUE	(5) QTY INC IN UNIT PACK	(6) QTY INC IN UNIT	(7) 30-DAY DS MAINT ALLOWANCE			(8) 30-DAY GS MAINT ALLOWANCE			(9) 1-YR ALL PER 100 EQP CONTIN- GENCY	(10) DEPT MAINT ALL PER 100 EQUIP	(11) ILLUS- TRATION	
							(a)	(b)	(c)	(a)	(b)	(c)			(a)	(b)
							1-20	21-50	51-100	1-20	21-50	51-100			FIG NO	ITEM NO
F 02107	5305-723-9387	SETSCREW: oil ring sleeve, allen hd	A	EA		6	*	*	*	*	*	*	*	*	42	11
F 02108	5305-724-6736	SETSCREW: oil ring sleeve, 1/4-20thd size, 1/4 in. lg		EA		2	*	*	*	*	*	*	*	*	41	9
P F 02109	4320-374-2810	SHAFT, IMPELLER D2893-3-1 (81336)		EA		1	*	2	2	*	2	2	12	3	42	11
P F 02110	4320-374-2815	SLEEVE, OIL RING D8293-4-1 (81336)	A	EA		1	2	2	3	2	2	3	30	10	43	1
P F 02111	4320-374-2815	SLEEVE, OIL RING D8293-4-1 (81336)	C	EA		1	2	3	5	2	3	5	30	10	42	10
P F 02112	4320-374-2816	SLEEVE, OIL RING D8293-4-2 (81336)	A	EA		1	2	3	5	2	3	5	30	10	41	8
P F 02113	4320-374-2816	SLEEVE, OIL RING 08293-4-2 (81336)	C	EA		1	*	2	2	*	2	2	18	10	41	8
P F 02114	4320-374-2816	SLEEVE, OIL RING: extension end D8293-4-2 (81336)	B	EA		1	2	3	5	2	3	5	30	10	41	8
P F 02115	4320-374-2815	SLEEVE, OIL RING: outboard end D8293-4-1 (81336)	B	EA		1	2	3	5	2	3	5	30	10	42	10
X2 H 02116		SLEEVE, SPACER: impeller to snap ring 8293-5-1 (93568)		EA		2									44	2
P F 02117	4320-374-2814	SLEEVE: stuffing box D8293-3-5 (81336)	A	EA		2	2	3	5	2	3	5	60	10	43	3
X2 F 02118	4320-510-6794	SPACER, SLEEVE D8293-5-1 (81336)	A	EA		2									43	5
X2 F 02119	4320-510-6794	SPACER, SLEEVE D8293-5-1 (81336)	C	EA		2									43	5
X2 F 02120	4320-773-1809	SPACER, SLEEVE D8293-6-3 (81336)	B	EA		2									43	5
F 02121	5310-274-9821	WASHER, FLAT: coupling to pump shaft		EA		1									45	10

(1) SMR CODE INDEX NO.	(2) FEDERAL STOCK NUMBER	(3) DESCRIPTION REF NO. & MFR CODE USABLE ON CODE		(4) UNIT OF ISSUE	(5) QTY INC IN UNIT PACK	(6) QTY INC IN UNIT	(7) 30-DAY DS MAINT ALLOWANCE			(8) 30-DAY GS MAINT ALLOWANCE			(9) 1-YR ALL PER 100 EQP CONTIN- GENCY	(10) DEPT MAINT ALL PER 100 EQUIP	(11) ILLUS- TRATION	
							(a)	(b)	(c)	(a)	(b)	(c)			(a)	(b)
							1-20	21-50	51-100	1-20	21-50	51-100			FIG NO	ITEM NO
X2 F 02122	5310-374-2807	WASHER, FLAT: shoulder D8293-10-3 (81336)	A	EA		1									41	6
X2 F 02123	5310-374-2807	WASHER, FLAT: shoulder D8293-10-3 (81336)	C	EA		1									41	6
X2 F 02124	5340-374-2821	WASHER, FLAT: shoulder, extension end D8293-5-3 (81336)	B	EA		1									41	6
X2 H 02125		WASHER, SPACING: spacer sleeve to impeller (As required) A4CM521 (93568)													44	1
02126		5508 - LUBRICATORS														
X2 O 02127	4730-193-0875	BUSHING, PIPE: oil filler cup to bearing housing 144034 (31007)	A	EA		2										
O 02128	4730-174-4504	CUP, OIL, LUBRICATING	B	EA		2	*	*	*	*	*	*	*	*	41	12
X2 O 02129	4730-233-0765	CUP, OIL, LUBRICATING 802 (50309)	B	EA		2									42	6
X2 O 02130	4730-223-6439	CUP, OIL, LUBRICATING: bearing housing side 2001 (24981)	A	EA		2									41	12
X2 O 02131	4730-277-5495	CUP, OIL, LUBRICATING: bearing housing top 6142-15-17 (81336)	A	EA		2									41	14
O 02132	4730-277-5495	CUP, OIL FILLER	C	EA		2	*	*	*	*	*	*	*	*	41	14
X2 O 02133		GAGE, OIL LEVEL 4204-(90785)	C	EA		2									42	8
X2 O 02134	4730-196-2080	NIPPLE, PIPE: oil level gage to bearing housing 3B7263 (11083)	C	EA		2									41	11
02135		5511 - COUPLINGS													42	5
X2 F 02136	4320-075-5263	COUPLING SHAFT: flexible 2-1-2MS18AM (00874)		EA		1										
P F 02137	4320-213-1208	BUSHING, SLEEVE 9536SA (05748)		EA		12	8	15	30	8	15	30	360	120	45	6

(1) SMR CODE INDEX NO.	(2) FEDERAL STOCK NUMBER	(3) DESCRIPTION REF NO. & MFR CODE USABLE ON CODE		(4) UNIT OF ISSUE	(5) QTY INC IN UNIT PACK	(6) QTY INC IN UNIT	(7) 30-DAY DS MAINT ALLOWANCE			(8) 30-DAY GS MAINT ALLOWANCE			(9) 1-YR ALL PER 100 EQP CONTIN- GENCY	(10) DEPT MAINT ALL PER 100 EQUIP	(11) ILLUS- TRATION	
							(a)	(b)	(c)	(a)	(b)	(c)			(a)	(b)
							1-20	21-50	51-100	1-20	21-50	51-100			FIG NO	ITEM NO
X2 F 02138		COUPLING HALF, ENGINE SM103 (00874)		EA		1									45	3
X2 F 02139		COUPLING HALF PUMP SML75M (00874)		EA		1									45	7
X2 F 02140	5315-781-1994	KEY, MACHINE: pump shaft to coupling 42AX72 (76040)		EA		1				SEE	GRP	5501				
F 02141	5310-269-6532	NUT, SLOTTED, HEXAGON: coupling to. pump shift		EA		1				SEE	GRP	5501				
F 02142	5315-298-1499	PIN, COTTER: pump shaft		EA		1				SEE	GRP	5501				
F 02143	5305-724-5885	SETSCREW: engine coupling half		EA		1	*	*	*	*	*	*	*	*	45	4
X1 02144	5305-276-8519	STUD ASSEMBLY 2758003 (90785)		EA		12									45	8
F 02145	5310-656-0227	NUT, PLAIN, HEXAGON: engine to pump coupling mtg		EA		12	*	*	*	*	*	*	*	*	45	1
F 02146	5310-010-3323	WASHER, LOCK: engine to pump coupling mounting		EA		12	*	*	*	*	*	*	*	*	45	2
F 02147	5310-274-9821	WASHER, FLAT: coupling, to pump shaft		EA		1				SEE	GRP	5501				
F 02148		5513 - FLUID LINES														
P O 02149	4730-329-9856	ADAPTER, DISCHARGE AND SUCTION 9535SA (05748)	A	EA		2	*	2	2	*	2	2	12	6	40	11
X1 02150		ADAPTER 9842 (05748)	A	EA		2										
X1 02151		NIPPLE, PIPE 9843 (05748)	A	EA		2										
P O 02152	4730-329-9856	ADAPTER, DISCHARGE AND SUCTION 95355A (05748)	B	EA		2	*	2	2	*	2	2	12	6	40	11
O 02153	4730-266-0536	ADAPTER, STRAIGHT, PIPE TO TUBE	B	EA		2	*	*	*	*	*	*	*	*	52	7
O 02154	4730-289-1230	ADAPTER, STRAIGHT, PIPE TO TUBE	B	EA		4	*	*	*	*	*	*	*	*	52	2
X2 O 02155	4730-266-0537	ADAPTER, STRAIGHT, PIPE TO TUBE: mechanical -seal lines 48X6A (79470)	C	EA		2									52	7

(1) SMR CODE INDEX NO.	(2) FEDERAL STOCK NUMBER	(3) DESCRIPTION REF NO. & MFR CODE USABLE ON CODE		(4) UNIT OF ISSUE	(5) QTY INC IN UNIT PACK	(6) QTY INC IN UNIT	(7) 30-DAY DS MAINT ALLOWANCE			(8) 30-DAY GS MAINT ALLOWANCE			(9) 1-YR ALL PER 100 EQP CONTIN- GENCY	(10) DEPT MAINT ALL PER 100 EQUIP	(11) ILLUS- TRATION	
							(a)	(b)	(c)	(a)	(b)	(c)			(a)	(b)
							1-20	21-50	51-100	1-20	21-50	51-100			FIG NO	ITEM NO
X2 O 02156		ADAPTER, STRAIGHT, PIPE TO TUBE: vent lines, 1st end threaded male, 5/8-18 thd size, u/w 3/8 in. od tube, 2nd end, threaded male, 1/2-14 thd size 1181189 (90785)	C	EA		4									52	2
O 02157	4730-827-9291	ADAPTER, STRAIGHT, PIPE TO TUBE: vent valve and pipe tee	A			4	*	*	*	*	*	*	*	*	52	2
O 02158	4730-202-6669	BUSHING, PIPE	B	EA		2	*	*	*	*	*	*	*	*		
X2 O 02159		CLAMP ASSEMBLY: tube 9705 (50309)	B	EA		4										
X2 O 02160		CLIP, TUBING 10105 (05748)	A	EA		4										
X2 O 02161		CLIP, TUBING 8271 (90785)	C	EA		4										
X2 O 02162	4820-287-4268	COCK, DRAIN: volute 6892 (79470)	A	EA		2									40	7
P O 02163	4320-393-6312	FLANGE, PIPE: pump 2757734 (90785)	C	EA		2	*	2	2	*	2	2	12	6	40	11
M O 02164	4320-298-5345	GASKET: adapter to casing 9723 (05748) MANUFACTURE FROM:	A	EA		2									40	12
P O 02165	5330-233-5847	PAPER, GASKET	A	TY			*	*	*	*	*	*	5	5		
M O 02166		GASKET: intake and discharge flange 9130-4 (50309) MANUFACTURE FROM:	B	EA		2									40	12
P O 02167	5330-233-5847	PAPER, GASKET	B	YD			*	*	*	*	*	*	5	5		
M O 02168	5330-292-1525	GASKET: pump flange fitting 2757766 (90785) MANUFACTURE FROM:	C	EA		2									40	12
P O 02169	5330-270-8469	PAPER, GASKET	C	YD			*	*	*	*	*	*	5	5		

(1) SMR CODE INDEX NO.	(2) FEDERAL STOCK NUMBER	(3) DESCRIPTION REF NO. & MFR CODE USABLE ON CODE		(4) UNIT OF ISSUE	(5) QTY INC IN UNIT PACK	(6) QTY INC IN UNIT	(7) 30-DAY DS MAINT ALLOWANCE			(8) 30-DAY GS MAINT ALLOWANCE			(9) 1-YR ALL PER 100 EQP CONTIN- GENCY	(10) DEPT MAINT ALL PER 100 EQUIP	(11) ILLUS- TRATION	
							(a)	(b)	(c)	(a)	(b)	(c)			(a)	(b)
							1-20	21-50	51-100	1-20	21-50	51-100			FIG NO	ITEM NO
M O 02170		LINE ASSEMBLY mechanical seal MANUFACTURE FROM:	C	EA		2										
O 02171	4730-011-8539	NUT, TUBE COUPLING	C	EA		4	*	*	*	*	*	*	*	*	52	3
P O 02172	4710-277-5527	TUBE, COPPER (16-1/2 in. required for each LINE ASSEMBLY)	C	FT			*	*	*	*	*	7	7	52	8	
X2 O 02173	4710-691-8219	LINE ASSEMBLY: seal coolant JR9128 (50309)	B	EA		2										
M O 02174		LINE ASSEMBLY: vent MANUFACTURE FROM:	C	EA		2										
O 02175	4730-011-8539	NUT, TUBE COUPLING	C	EA		2	*	*	*	*	*	*	*	*	52	3
P O 02176	4710-277-5527	TUBE, COPPER (32 in. required for each LINE ASSEMBLY)	C	FT			*	*	*	*	*	12	12	52	4	
O 02177	4730-385-0156	NIPPLE, PIPE	B	EA		4	*	*	*	*	*	*	*	*	40	8
O 02178	4730-402-5394	NIPPLE, PIPE: angle valve to flange	A	EA		4	*	*	*	*	*	*	*	*	40	8
O 02179	4730-196-1546	NIPPLE, PIPE: angle valve to pump flange fitting	C	EA		2	*	*	*	*	*	*	*	*	40	8
X2 O 02180	4730-385-0156	NIPPLE, PIPE: pressure line valve to pump adapter 3260 (05748)	A	EA		2									52	10
O 02181	4730-402-5394	NIPPLE, PIPE: tee to vent valve and pump case to tee	C	EA		4	*	*	*	*	*	*	*	*	52	10
O 02182	5310-763-8921	NUT, PLAIN, HEXAGON: adapter to casing attaching	A	EA		16	*	*	*	*	*	*	*	*		
O 02183	5310-763-8921	NUT, PLAIN, HEXAGON: intake and discharge flange stud	B	EA		16	*	*	*	*	*	*	*	*		
O 02184	5310-176-8137	NUT, PLAIN, HEXAGON: retaining plate to clamp plate screw	C	EA		4	*	*	*	*	*	*	*	*	52	6
O 02185	4730-240-1739	NUT, TUBE COUPLING	B	EA		2	*	*	*	*	*	*	*	*		
X2 O 02186		SCREW, CAP, HEXAGON HEAD: pump flange fitting to case 1103302 (90785)	C	EA		16									40	10

(1) SMR CODE INDEX NO.	(2) FEDERAL STOCK NUMBER	(3) DESCRIPTION REF NO. & MFR CODE USABLE ON CODE		(4) UNIT OF ISSUE	(5) QTY INC IN UNIT PACK	(6) QTY INC IN UNIT	(7) 30-DAY DS MAINT ALLOWANCE			(8) 30-DAY GS MAINT ALLOWANCE			(9) 1-YR ALL PER 100 EQP CONTIN- GENCY	(10) DEPT MAINT ALL PER 100 EQUIP	(11) ILLUS- TRATION	
							(a)	(b)	(c)	(a)	(b)	(c)			(a)	(b)
							1-20	21-50	51-100	1-20	21-50	51-100			FIG NO	ITEM NO
O 02187	5305-286-1493	SCREW, MACHINE: tubing clip	C	EA		4	*	*	*	*	*	*	*	*	52	9
O 02188	4730-254-6243	TEE, PIPE	B	EA		2	*	*	*	*	*	*	*	*	52	11
O 02189	4730-249-2031	TEE, PIPE	C	EA		4	*	*	*	*	*	*	*	*	52	10
O 02190	4730-249-2031	TEE, PIPE: vent valve	A	EA		2	*	*	*	*	*	*	*	*	52	11
M O 02191		TUBE ASSEMBLY: mechanical seal MANUFACTURE FROM:	A	EA		2										
O 02192	4730-011-8539	NUT, TUBE COUPLING	A	EA		4	*	*	*	*	*	*	*	*	52	3
P O 02193	4710-277-5525	TUBE, COPPER (16-1/2 in. required for each TUBE ASSEMBLY)	A	FT			*	*	*	*	*	7	7	52	8	
M O 02194		TUBE ASSEMBLY: vent MANUFACTURE FROM:	A	EA		2										
O 02195	4730-012-1758	NUT, TUBE COUPLING	A	EA		4	*	*	*	*	*	*	*	*	52	3
P O 02196	4710-277-5527	TUBE, COPPER (32 in. required for each TUBE ASSEMBLY)	A	FT			*	*	*	*	*	12	12	52	4	
X2 O 02197		TUBING, PUMP VENT 9706 (50309)	B	EA		2										
X2 O 02198	4820-287-4253	VALVE, ANGLE: pump venting 9127 (50309)	B	EA		4									40 52	7 1
X2 O 02199	4820-287-4253	VALVE ANGLE: pump venting 9127 (50309)	A	EA		2									52	1
X2 O 02200	4820-203-3975	VALVE, ANGLE: vent, 200 psi 907 (90785)	C	EA		4									52	1
X2 O 02201	4820-203-3975	VALVE, ANGLE: 200 psi 907 (90785)	C	EA		2									40	7
O 02202	5310-010-3327	WASHER, LOCK: pump flange fitting to case screw	C	EA		16	*	*	*	*	*	*	*	*	40	9
O 02203	5310-011-5545	WASHER, LOCK: retaining plate to clamp plate screw	C	E		4	*	*	*	*	*	*	*	*	52	5

(1) SMR CODE INDEX NO.	(2) FEDERAL STOCK NUMBER	(3) DESCRIPTION REF NO. & MFR CODE USABLE ON CODE		(4) UNIT OF ISSUE	(5) QTY INC IN UNIT PACK	(6) QTY INC IN UNIT	(7) 30-DAY DS MAINT ALLOWANCE			(8) 30-DAY GS MAINT ALLOWANCE			(9) 1-YR ALL PER 100 EQP CONTIN- GENCY	(10) DEPT MAINT ALL PER 100 EQUIP	(11) ILLUS- TRATION	
							(a)	(b)	(c)	(a)	(b)	(c)			(a)	(b)
							1-20	21-50	51-100	1-20	21-50	51-100			FIG NO	ITEM NO
00204		GROUP 95 - GENERAL USE STANDARDIZED PARTS														
02205		9501 - BULK MATERIAL														
P O 02206	4720-223-8735	HOSE, RUBBER: 2-1/4 in. id, 2-3/4 in. od		FT			*	*	*	*	*	*	2	2		
P O 02207	4720-068-0210	HOSE, RUBBER: 1/4 in. id		FT				*	*	*	*	*	3	3		
P O 02208	4710-640-0642	TUBE, STEEL: 7/16 in. od		FT			*	*	*	*	*	*	4	4		
P H 02209	6145-284-0328	WIRE, ELECTRICAL: copper, tinned finished, No. 10 AWG		FT			*	*	*	*	*	*	2	2		
P O 02210	9525-596-3522	WIRE, NICKEL COPPER ALLOY: 0.032 in. dia		SP			*	*	*	*	*	*	1	1		
P H 02211	9505-186-9170	WIRE, STEEL, CARBON: 0.047 in. dia		CL			*	*	*	*	*	*	1	1		
P H 02212	9505-596-1648	WIRE, STEEL, CARBON: 0.041 in. dia		CL			*	*	*	*	*	*	1	1		
02213		GROUP 99 - PARTS PECULIAR														
02214		9901 - MULTI-LISTED PARTS														
P O 02215	2805-190-4220	GASKET E600S210 (14351)		EA		2	2	3	5	2	3	5	60	200		
X2 F 02216	2805-430-7344	PLUG, FUSEABLE E600A215 (14351)		EA		2										

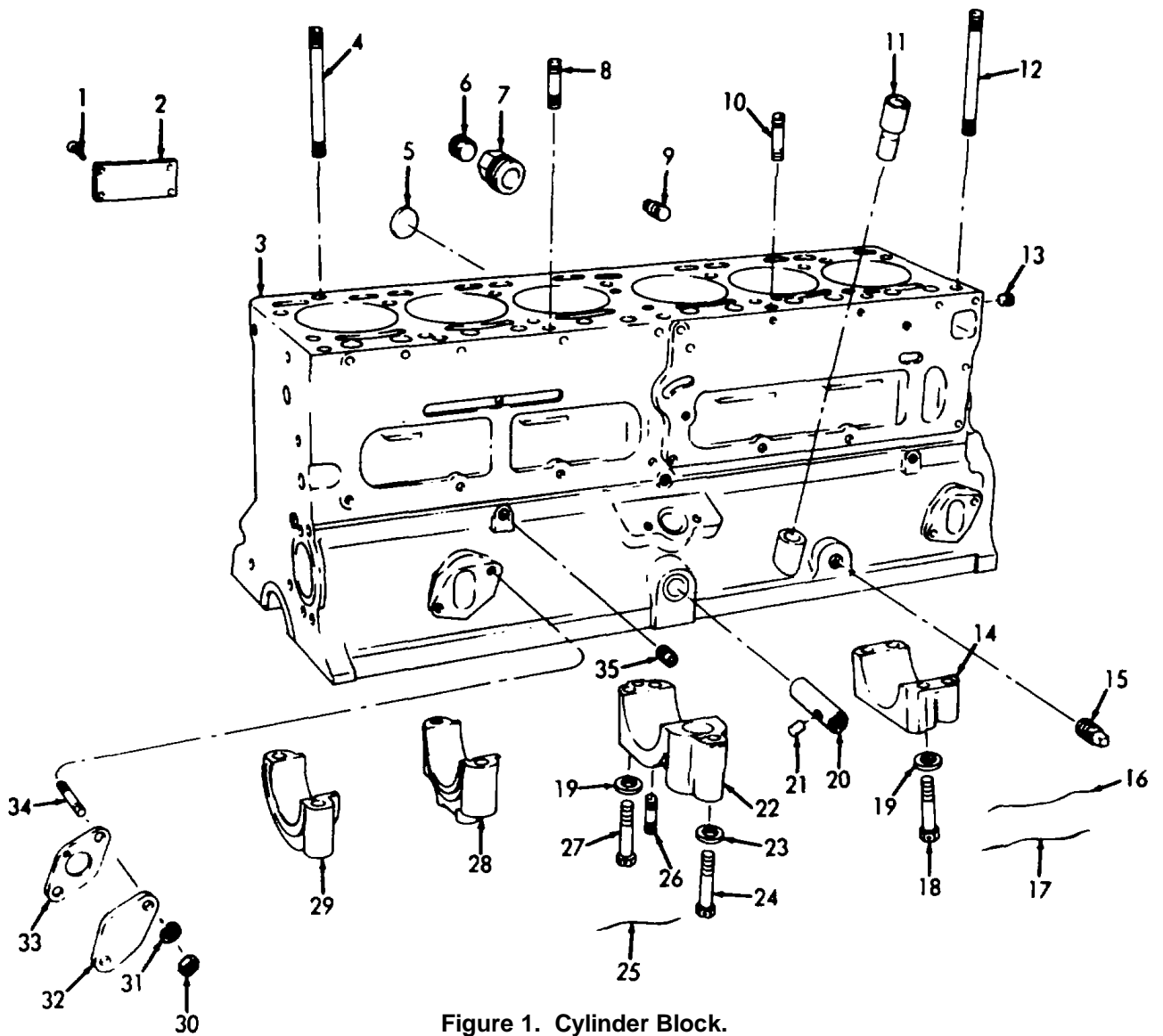
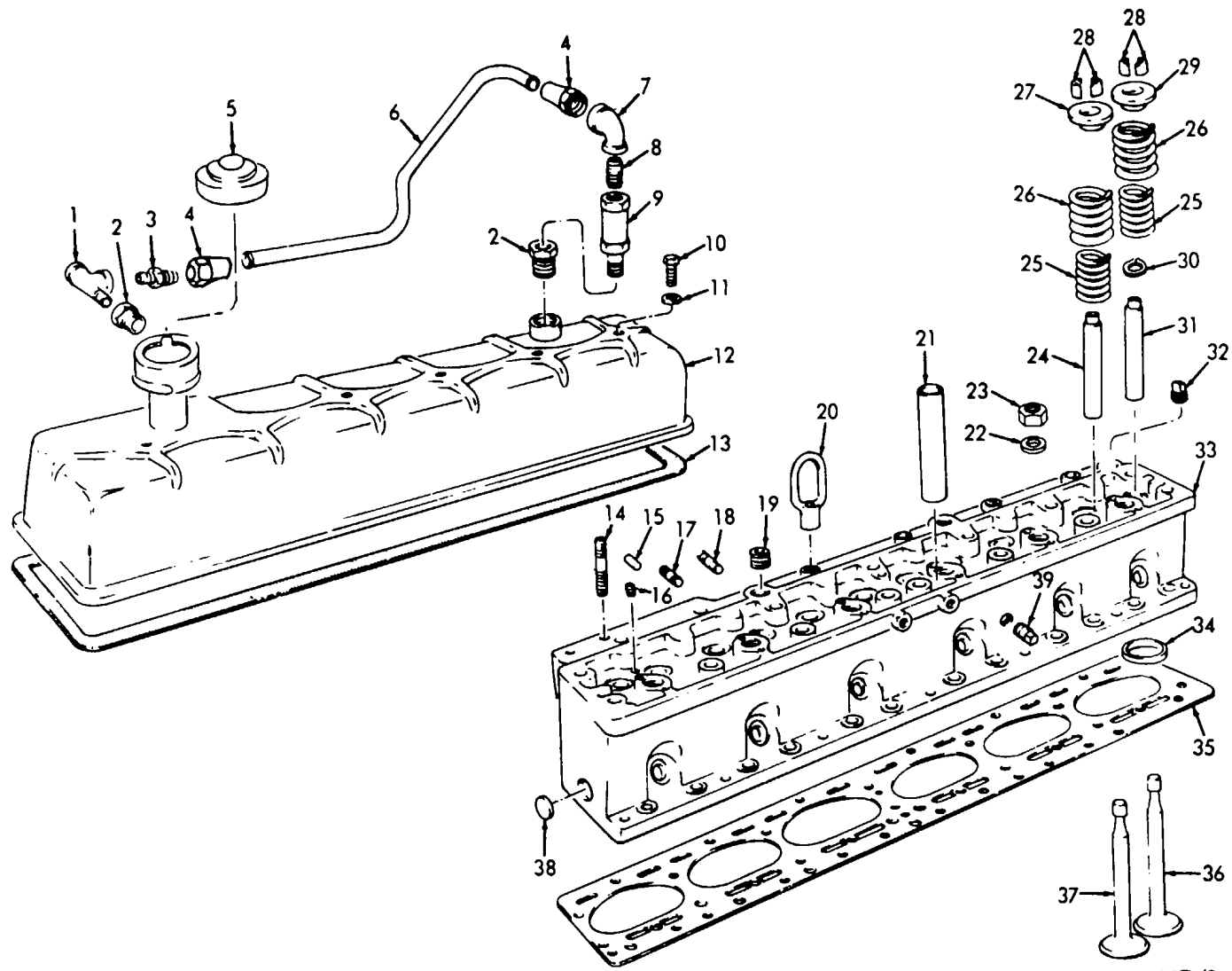


Figure 1. Cylinder Block.

Figure 1. Cylinder Block.
INDEX TO PARTS, FIGURE 1

ME 4320-225-35P/1

Reference Number	Functional Group	Item Name	Reference Number	Functional Group	Item Name
1	2210	PIN	19	0101	WASHER
2	2210	PLATE	20	0106	SLEEVE
3	0101	CYLNDR-CRNKCS	21	0106	PIN
4	0101	STUD	22	0101	CAP
5	0101	PLUG	23	0101	WASHER
6	0101	PLUG	24	0101	BOLT
7	0101	ADAPTER	25	0101	LOCKWIRE
8	0101	STUD	26	0101	STUD
9	0101	PLUG	27	0101	SCREW
10	0101	STUD	28	0101	CAP
11	0106	SUPPORT	29	0101	CAP
12	0101	STUD	30	0101	NUT
13	0101	PLUG	31	0101	WASHER
14	0101	CAP	32	0101	COVER
15	0101	PLUG	33	0101	GASKET
16	0101	LOCKWIRE	34	0101	STUD
17	0101	LOCKWIRE	35	0101	PLUG
18	0101	BOLT			



ME 4320-225-35P/2

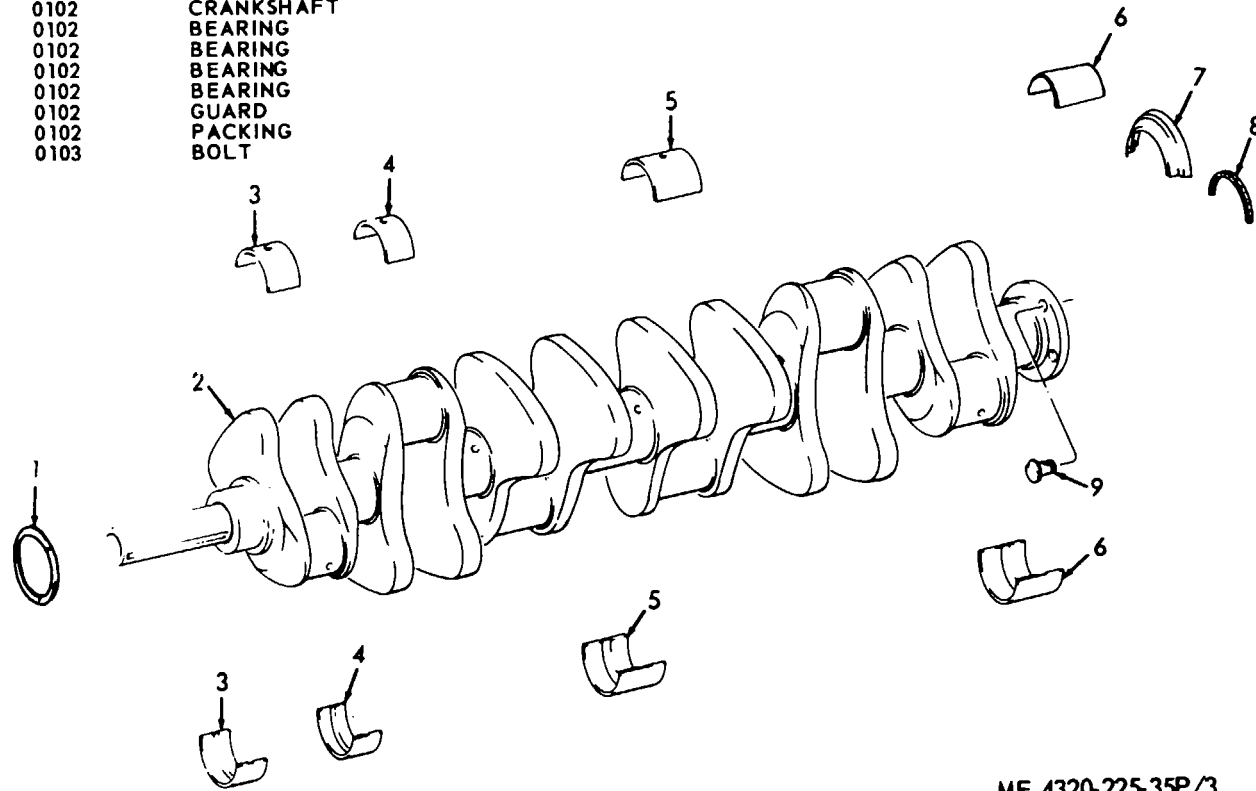
Figure 2. Cylinder Head Cover.

INDEX TO PARTS, FIGURE 2

Reference Number	Functional Group	Item Name	Reference Number	Functional Group	Item Name
1	0106	TEE	21	0105	TUBE
2	0106	BUSHING	22	0101	WASHER
3	0106	TUBE	23	0101	NUT
4	0106	NUT	24	0105	GUIDE
5	0106	CAP	25	0105	SPRING
6	0106	TUBE	26	0105	SPRING
7	0106	ELBOW	27	0105	SEAT
8	0106	NIPPLE	28	0105	LOCK
9	0106	VALVE	29	0105	SEAT
10	0105	SCREW	30	0105	PACKING
11	0105	GASKET	31	0105	GUIDE
12	0105	CYLNDRHD COVR AY	32	0101	PLUG
13	0105	GASKET	33	0101	CYLINDER
14	0101	PLUG	34	0105	INSERT
15	0101	PIN	35	0101	GASKET
16	0101	PLUG	36	0105	VALVE
17	0101	STUD	37	0105	VALVE
18	0101	STUD	38	0101	PLUG
19	0101	PLUG	39	0101	PLUG
20	0100	EYE			

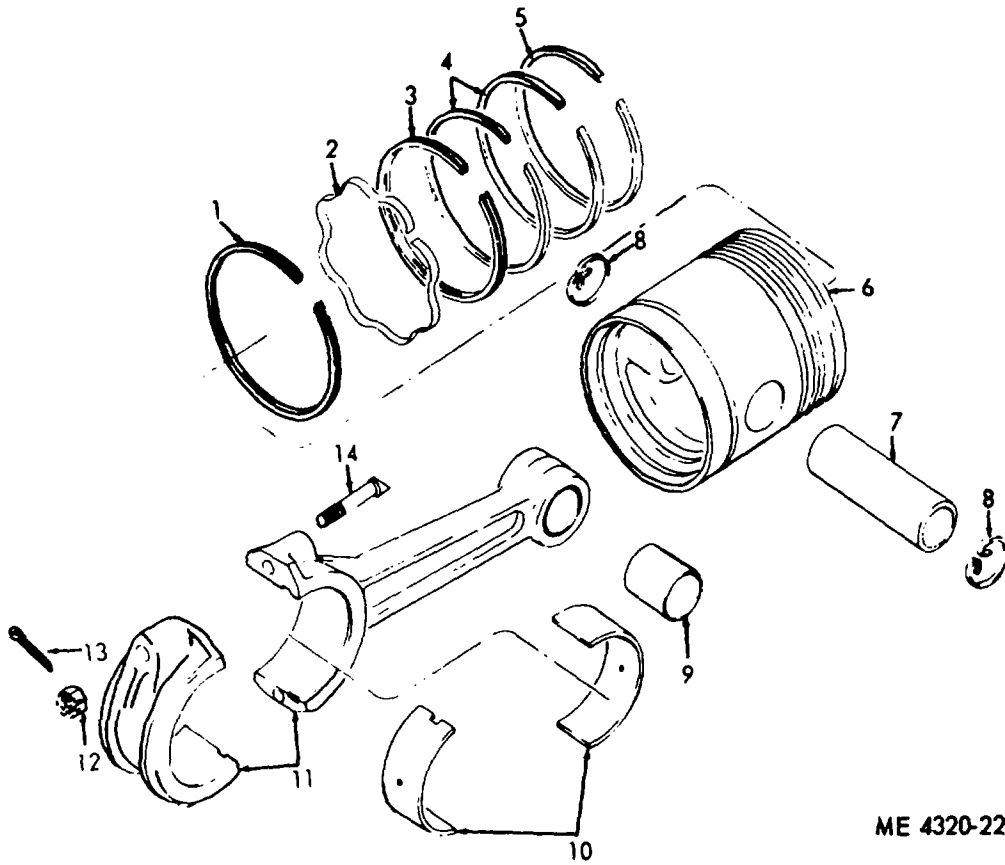
INDEX TO PARTS, FIGURE 3

Reference Number	Functional Group	Item Name
1	0102	WASHER
2	0102	CRANKSHAFT
3	0102	BEARING
4	0102	BEARING
5	0102	BEARING
6	0102	BEARING
7	0102	GUARD
8	0102	PACKING
9	0103	BOLT



ME 4320-225-35P/3

Figure 3. Crank shaft.



ME 4320-225-35P/5

Figure 5. Piston and Connecting Rod.
INDEX TO PARTS, FIGURE 5

Reference Number	Functional Group	Item Name
1	0104	RING
2	0104	RING
3	0104	RING
4	0104	RING
5	0104	RING
6	0104	PISTON
7	0104	PIN
8	0104	RING
9	0104	BEARING
10	0104	BEARING
11	0104	ROD AND CAP
12	0104	NUT
13	0104	PIN
14	0104	BOLT

Figure 5. Piston and Connecting Rod.

INDEX TO PARTS, FIGURE 6

Reference Number	Functional Group	Item Name	Reference Number	Functional Group	Item Name
1	0100	SCREW	13	0100	SCREW
2	0100	WASHER	14	0102	SCREW
3	0100	BRACKET	15	0102	LOCKWIRE
4	0100	LINER	16	0102	JAW
5	0105	COVER AY	17	0102	WASHER
6	0105	GASKET	18	0102	LOCK
7	0105	PLUG	19	0102	PULLEY
8	0102	WASHER	20	0102	DAMPENER
8	0105	WASHER	21	0105	SEAL
9	0105	BOLT	22	0105	SCREW
10	0100	NUT	23	0105	SCREW
11	0100	WASHER	24	0105	WASHER
12	0100	WASHER	25	0105	SCREW

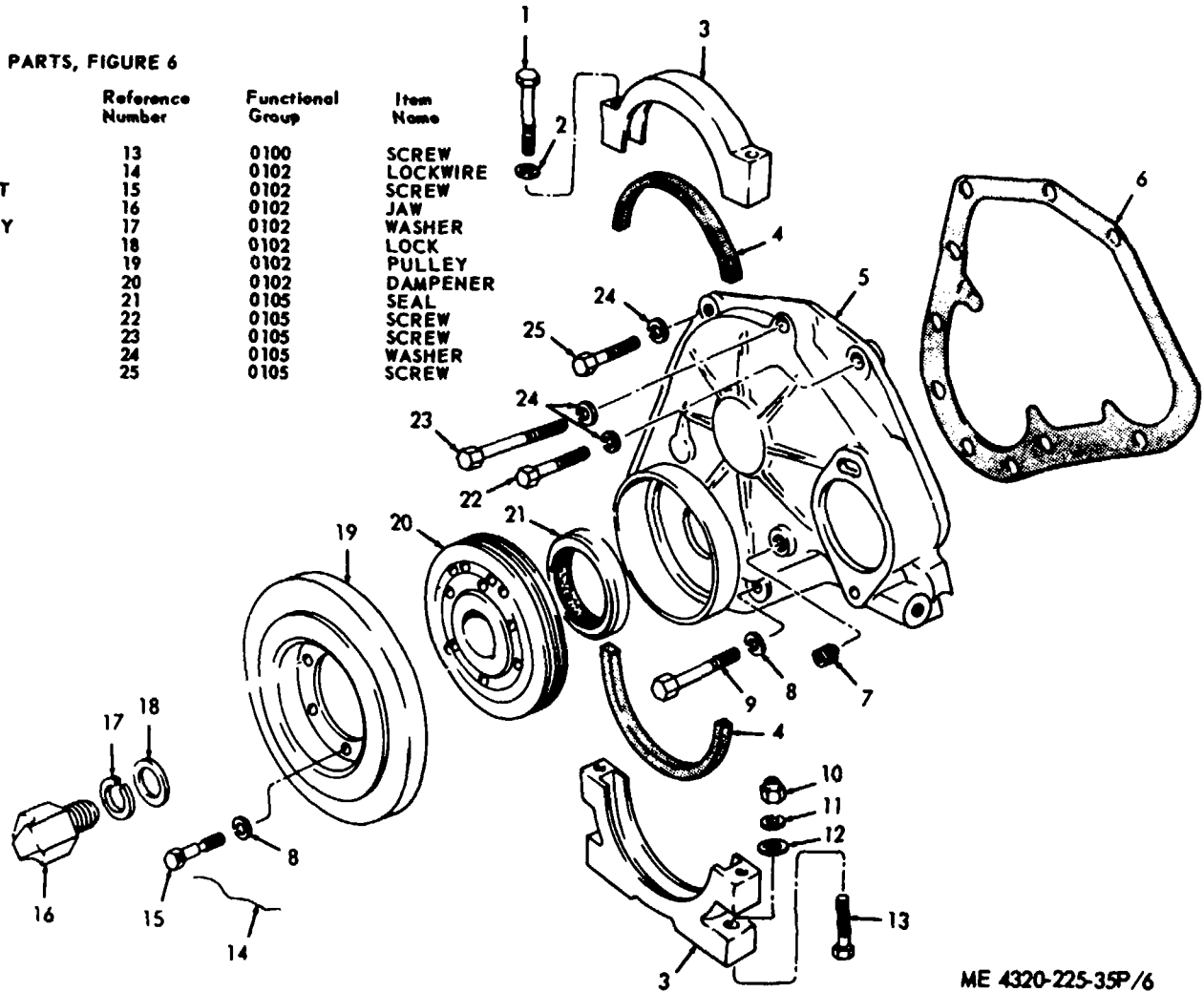
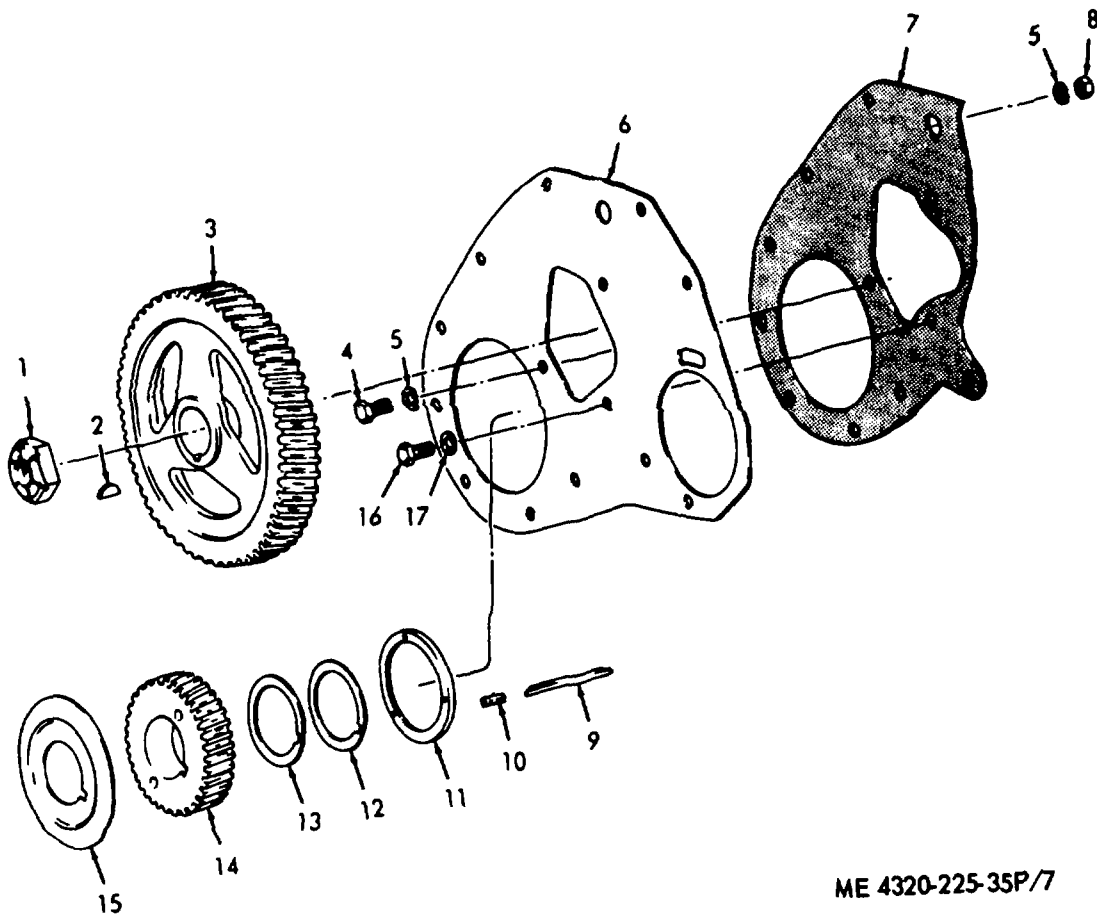


Figure 6. Vibration Dampener and Timing Gear Cover.

ME 4320-225-35P/6



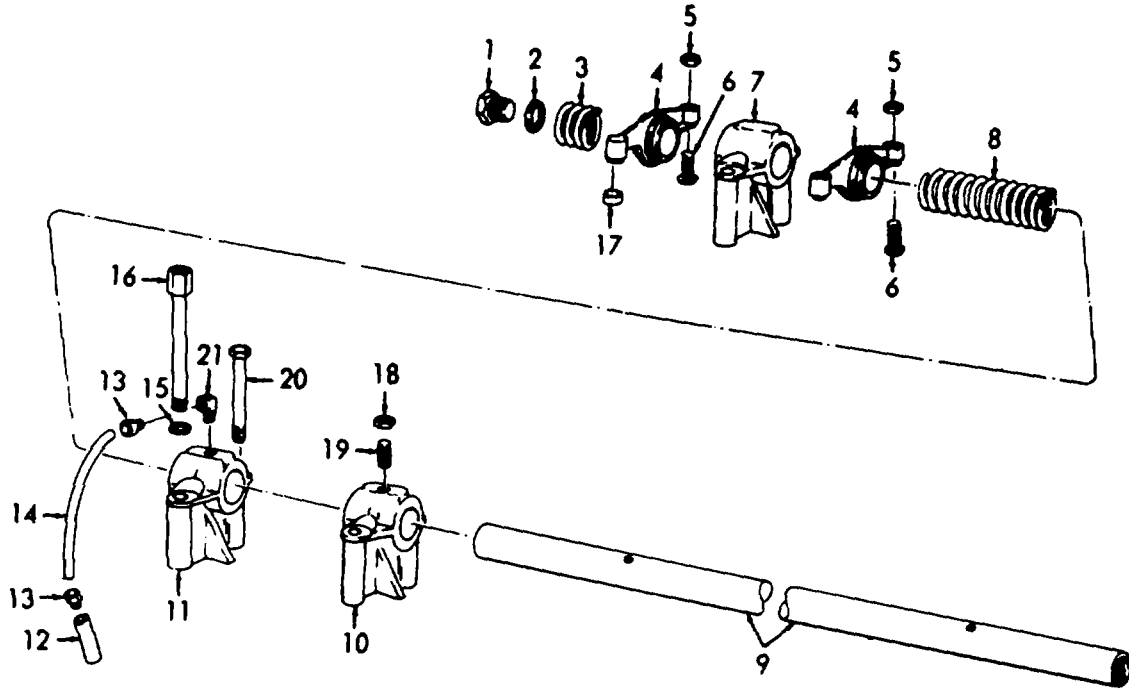
ME 4320-225-35P/7

Figure 7. Crankcase End Plate and Timing Gears.

INDEX TO PARTS, FIGURE 7

Reference Number	Functional Group	Item Name
1	0105	NUT
2	0105	KEY
3	0105	GEAR
4	0101	BOLT
5	0101	WASHER
5	0105	WASHER
6	0101	PLATE
7	0101	GASKET
8	0105	NUT
9	0102	KEY
10	0102	PLUG
11	0102	WASHER
12	0102	SHIM
13	0102	SHIM
14	0105	GEAR
15	0102	DEFLECTOR
16	0101	BOLT
17	0101	WASHER

Figure 7. Crankcase End Plate and Timing Gears.



ME 4320-225-35P/8

Figure 8. Rocker Arms.

INDEX TO PARTS, FIGURE 8

Reference Number	Functional Group	Item Name	Reference Number	Functional Group	Item Name
1	0105	PLUG	12	0106	ADAPTER
2	0105	GASKET	13	0106	INVERTED NUT
3	0105	SPRING	14	0106	TUBE
4	0105	ROCKER ARM	15	0105	WASHER
5	0105	NUT	16	0105	SCREW
6	0105	SCREW	17	0105	SOCKET
7	0105	SUPPORT	18	0105	NUT
8	0105	SPRING	19	0105	GEAR
9	0105	SHAFT	20	0105	SCREW
10	0105	SUPPORT	21	0106	ELBOW
11	0105	SUPPORT			

Figure 8. Rocker Arms.

INDEX TO PARTS, FIGURE 9

Reference Number	Functional Group	Item Name
1	0105	ROD AY
2	0105	TAPPET
3	0105	GUIDE
4	0105	CAMSHAFT
5	0105	BEARING
6	0105	BEARING
7	0105	BEARING
8	0105	PLATE
9	0105	WASHER
10	0105	BOLT

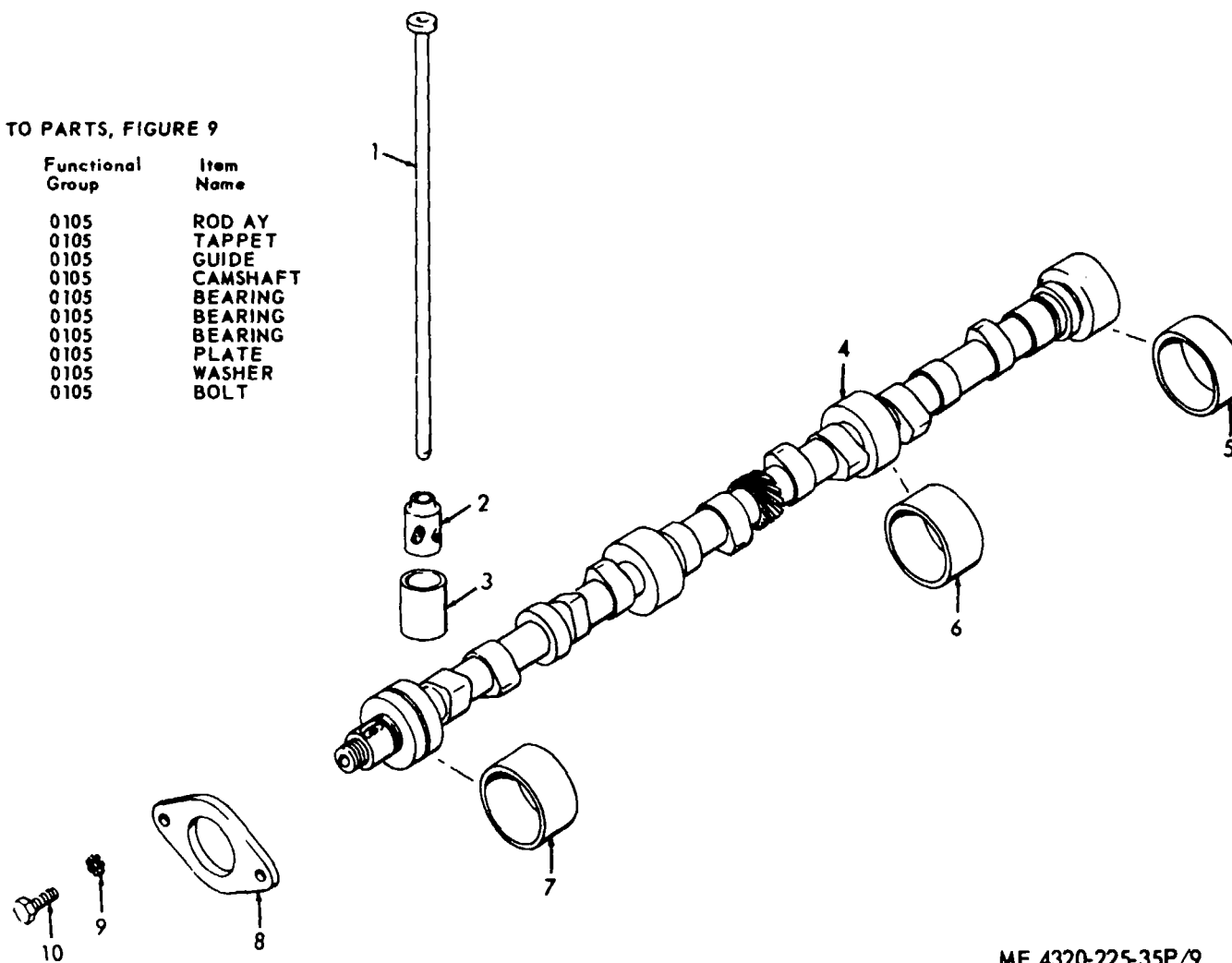
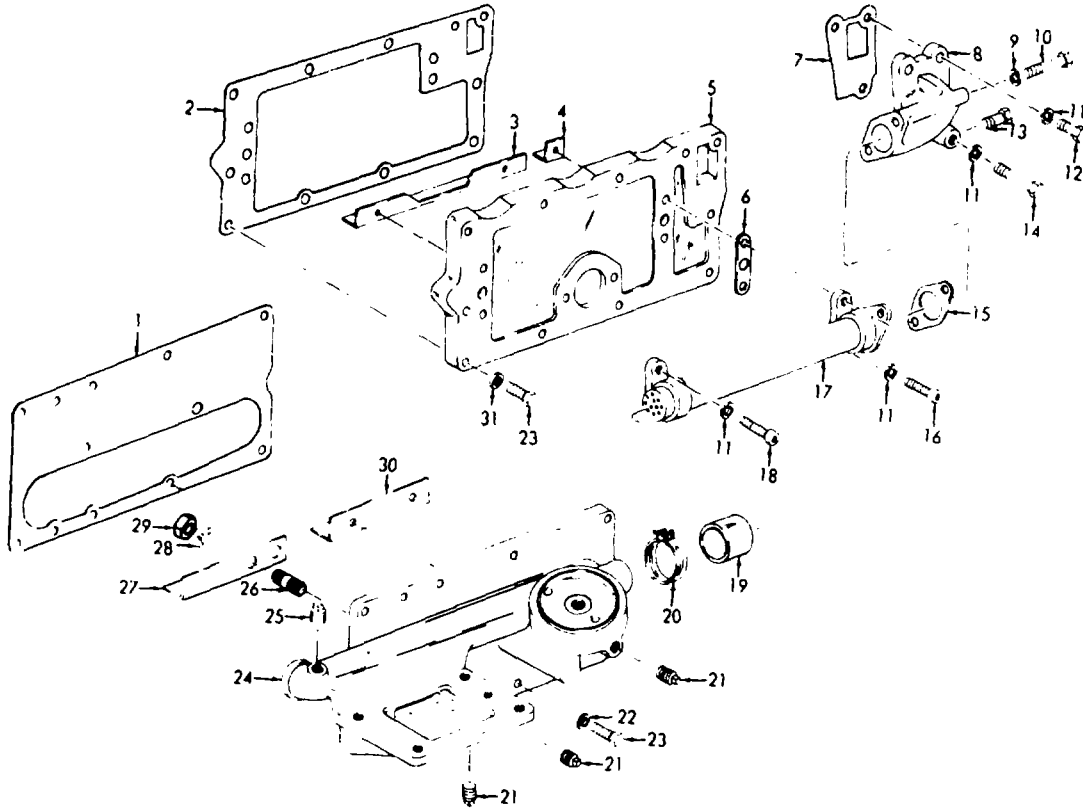


Figure 9. Camshaft and Push Rod.

ME 4320-225-35P/9



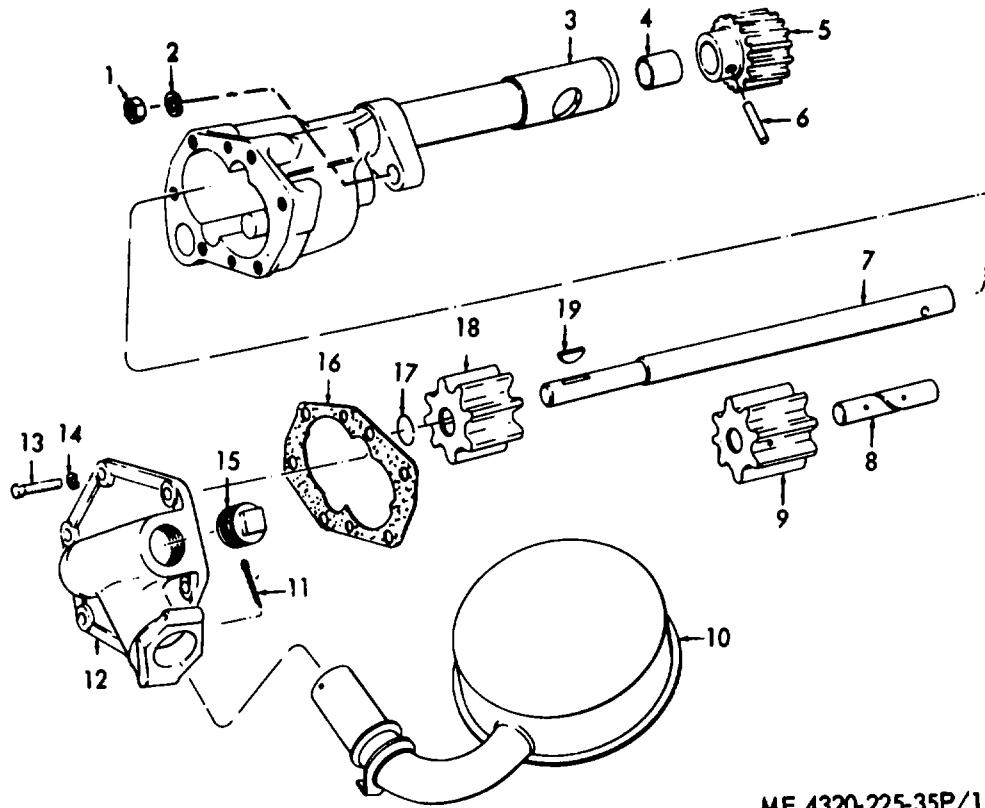
ME 4320-225-35P/10

Figure 10. Tappet Covers, Oil Cooler.

INDEX TO PARTS, FIGURE 10

Reference Number	Functional Group	Item Name	Reference Number	Functional Group	Item Name
1	0105	GASKET	17	0106	COOLER AY
2	0105	GASKET	18	0106	SCREW
3	0105	RETAINER	19	0106	HOSE
4	0105	RETAINER	20	0106	CLAMP
5	0105	COVER	21	0105	PLUG
6	0108	GASKET	22	0105	WASHER
7	0503	GASKET	23	0105	SCREW
8	0503	ELBOW	24	0105	BASE
9	0106	WASHER	25	0105	PLUG
10	0106	BOLT	26	0105	STUD
11	0106	WASHER	27	0105	RETAINER
12	0503	SCREW	28	0105	WASHER
13	0106	BOLT	29	0105	NUT
14	0503	SCREW	30	0105	RETAINER
15	0106	GASKET	31	0105	WASHER
16	0106	SCREW			

Figure 10. Tappet Covers, Oil Cooler.



ME 4320-225-35P/11

Figure 11. Oil Pump.

INDEX TO PARTS, FIGURE 11

Reference Number	Functional Group	Item Name
1	0106	NUT
2	0106	WASHER
3	0106	BODY
4	0106	BEARING
5	0106	GEAR
6	0106	PIN
7	0106	SHAFT
8	0106	PIN
9	0106	GEAR
10	0106	FLOAT
11	0106	PIN
12	0106	COVER
13	0106	SCREW
14	0106	WASHER
15	0106	PLUG
16	0106	GASKET
17	0106	RING
18	0106	GEAR
19	0106	KEY

Figure 11. Oil Pump.

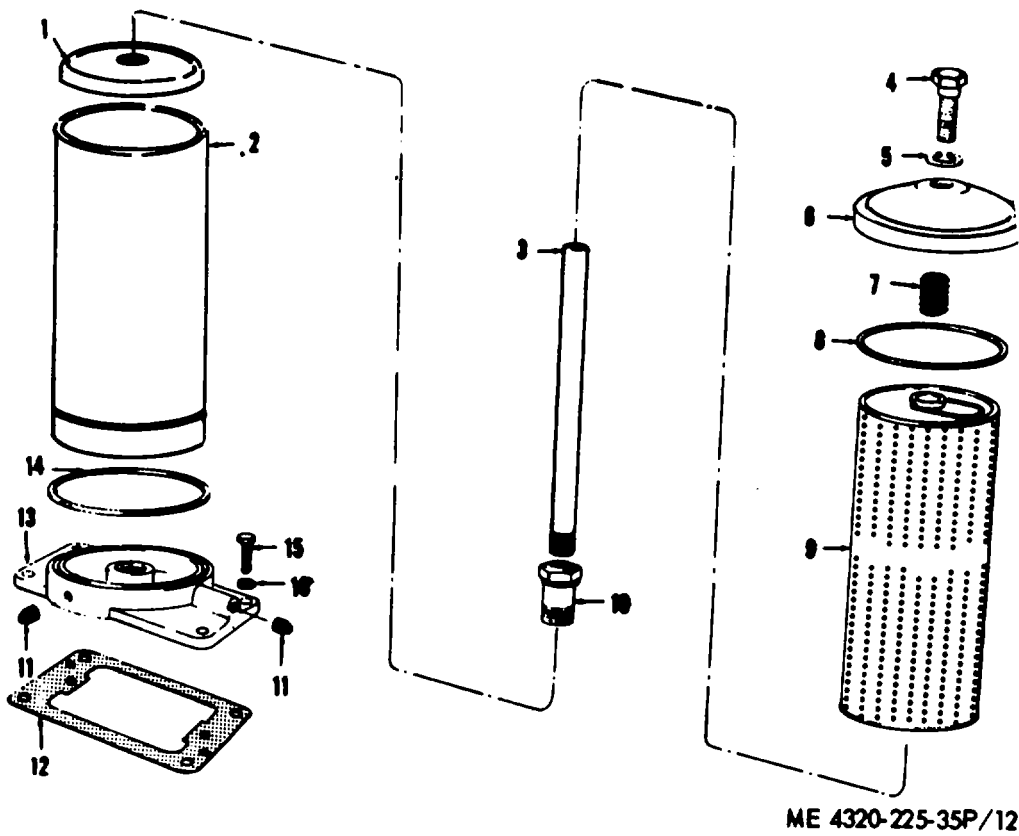



Figure 12. Oil Filter.

INDEX TO PARTS, FIGURE 12

Reference Number	Functional Group	Item Name
1	0106	PLATE
2	0106	BODY
3	0106	TUBE AY
4	0106	BOLT
5	0106	WASHER
6	0106	COVER
7	0106	WASHER
8	0106	SPRING
9	0106	FILTER ELEMENT
10	0106	BOLT
11	0106	PLUG
12	0106	GASKET
13	0106	ADAPTER
14	0106	WASHER
15	0106	SCREW
16	0106	WASHER

Figure 12. Oil Filter.



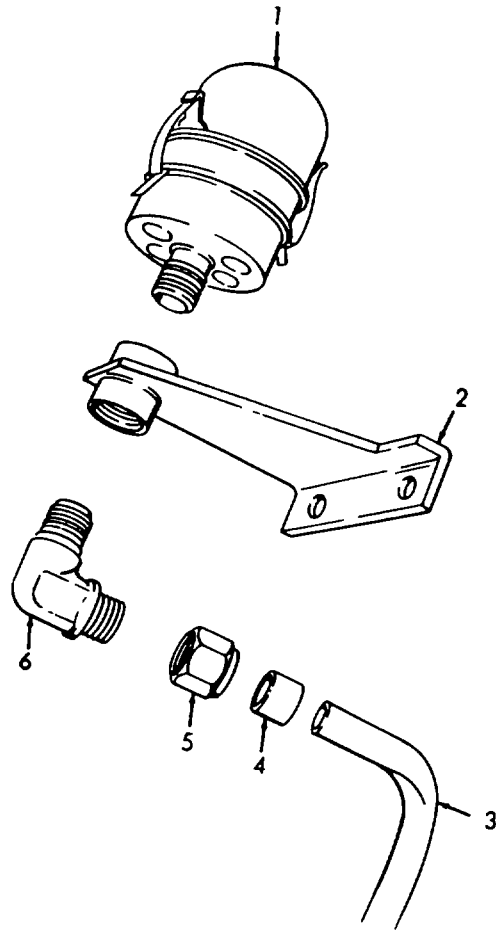
ME 4320-225-35P/13

Figure 13. Oil Relief Valve, Filler and Gage.

INDEX TO PARTS, FIGURE 13

Reference Number	Functional Group	Item Name
1	0106	WASHER
2	0106	GAGE
3	0106	GASKET
4	0106	FLANGE
5	0106	NIPPLE
6	0106	ELBOW
7	0106	CAP
8	0106	WASHER
9	0106	SCREW
10	0106	PLUG
11	0106	GASKET
12	0106	WASHER
13	0106	SPRING
14	0106	DISK

Figure 13. Oil Relief Valve, Filler and Gage.



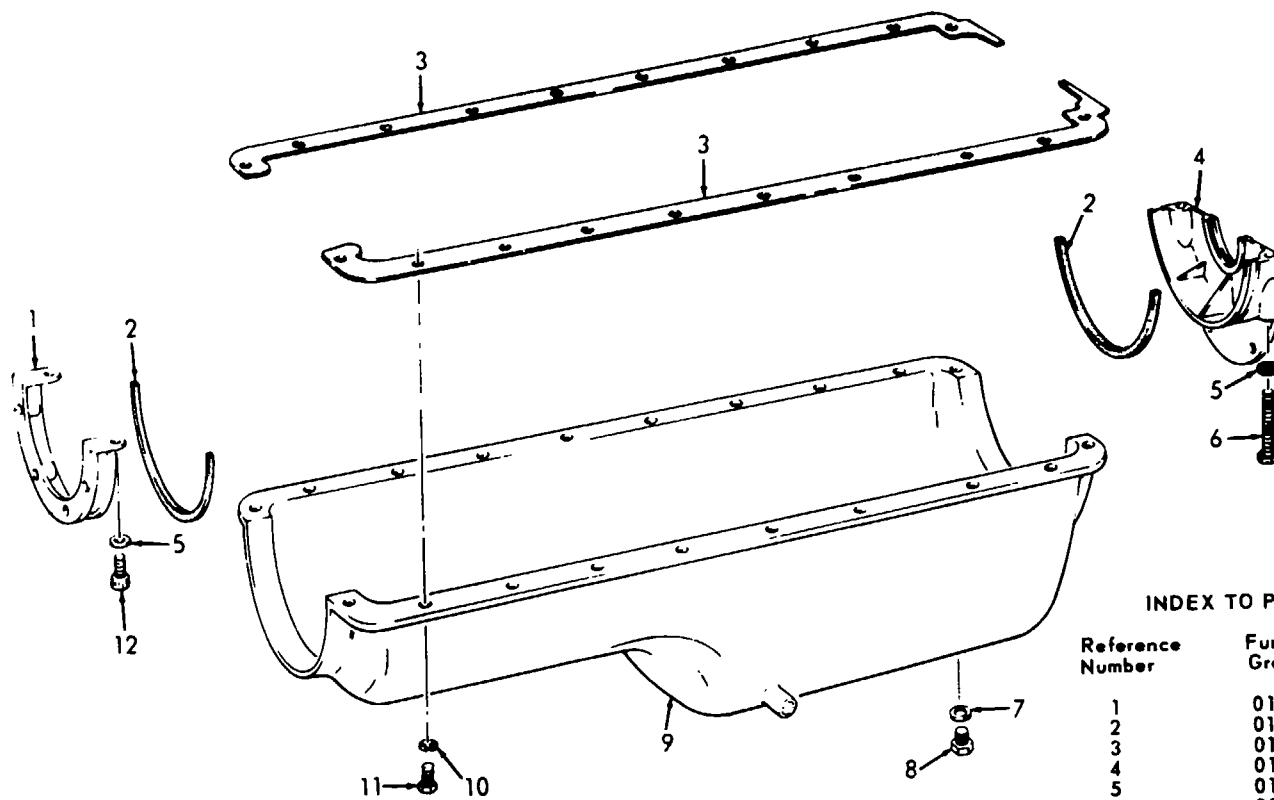
ME 4320-225-35P/14

Figure 14. Crankcase Breather.

INDEX TO PARTS, FIGURE 14

Reference Number	Functional Group	Item Name
1	0106	BREATHER AY
2	0106	BRACKET AY
3	0106	TUBE
4	0106	SLEEVE
5	0106	NUT
6	0106	ELBOW

Figure 14. Crankcase Breather.



INDEX TO PARTS, FIGURE 15

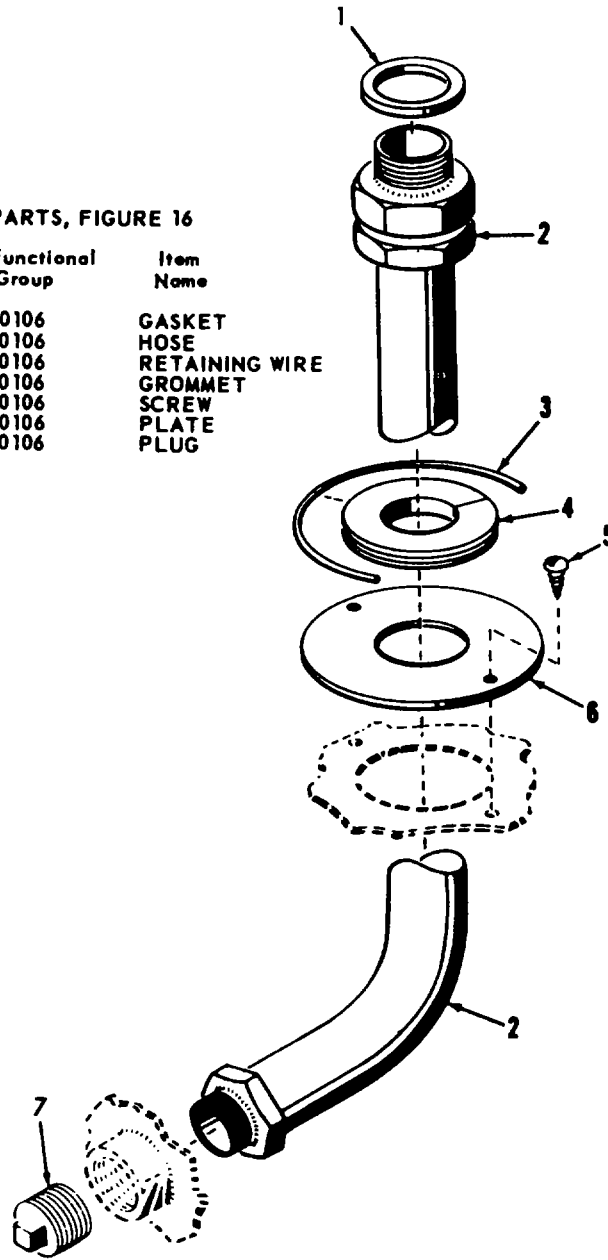
Reference Number	Functional Group	Item Name
1	0106	BLOCK
2	0106	GASKET
3	0106	GASKET
4	0106	BLOCK
5	0106	WASHER
6	0106	BOLT
7	0106	GASKET
8	0106	PLUG
9	0106	PAN AY
10	0106	WASHER
11	0106	SCREW
12	0106	SCREW

ME 4320-225-35P/15

Figure 15. Oil Pan.

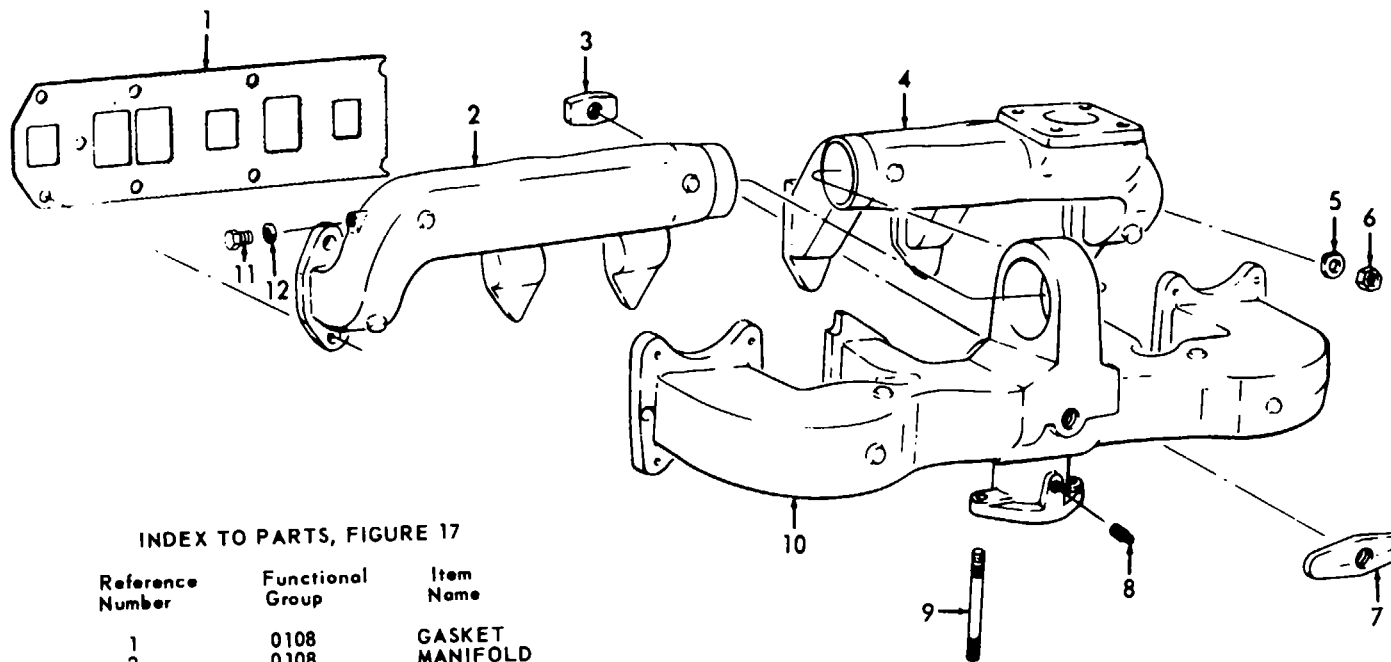
INDEX TO PARTS, FIGURE 16

Reference Number	Functional Group	Item Name
1	0106	GASKET
2	0106	HOSE
3	0106	RETAINING WIRE
4	0106	GROMMET
5	0106	SCREW
6	0106	PLATE
7	0106	PLUG



ME 4320-225-35P/16

Figure 16. Oil Drain Line.

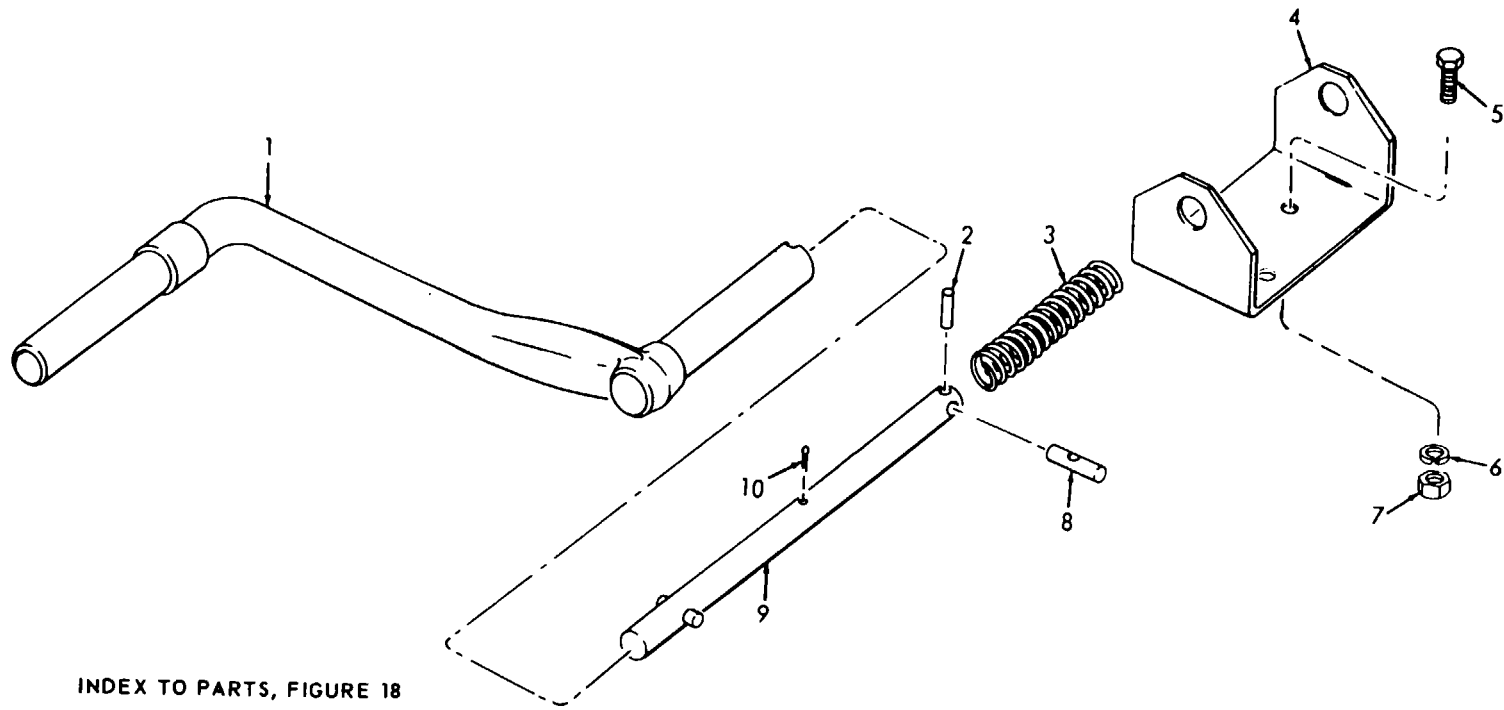


INDEX TO PARTS, FIGURE 17

Reference Number	Functional Group	Item Name
1	0108	GASKET
2	0108	MANIFOLD
3	0108	CRAB
4	0108	MANIFOLD
5	0108	WASHER
6	0108	NUT
7	0108	CRAB
8	0108	PLUG
9	0108	STUD
10	0108	MANIFOLD
11	0108	BOLT
12	0108	WASHER

ME 4320-225-35P/17

Figure 17. Manifolds.

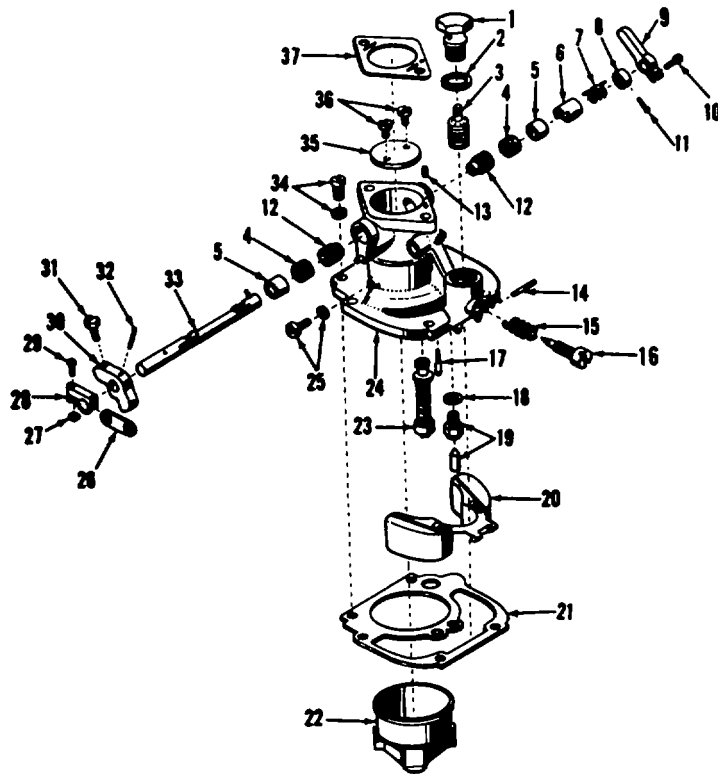


INDEX TO PARTS, FIGURE 18

Reference Number	Functional Group	Item Name
1	0107	CRANK
2	0107	PIN
3	0107	SPRING
4	0107	SUPPORT
5	0107	BOLT
6	0107	WASHER
7	0107	NUT
8	0107	PIN
9	0107	SHAFT
10	0107	PIN

ME 4320-225-35P/18

Figure 18. Hand Crank.



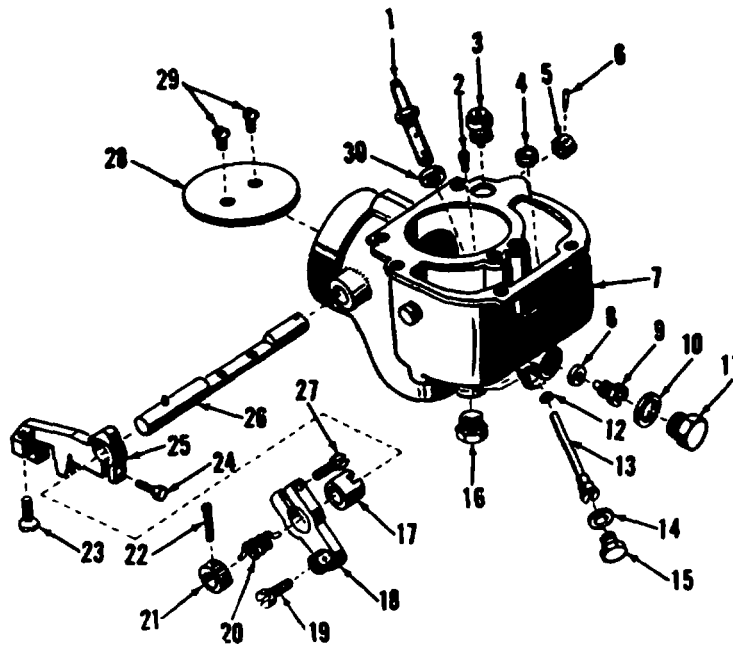
ME 4320-225-35P/19

Figure 19. Carburetor, Upper Section.

INDEX TO PARTS, FIGURE 19

Reference Number	Functional Group	Item Name	Reference Number	Functional Group	Item Name
1	0301	PLUG	20	0301	FLOAT
2	0301	WASHER	21	0301	GASKET
3	0301	FILTER	22	0301	VENTURI
4	0301	FELT	23	0301	PISTON AY
5	0301	RETAINER	24	0301	BODY
6	0301	BUSHING	25	0301	SCREW AND WSHR
7	0301	SPRING	26	0301	LEVER
8	0301	RETAINER	27	0301	NUT
9	0301	LEVER	28	0301	STOP
10	0301	SCREW	29	0301	SCREW
11	0301	PIN	30	0301	LEVER
12	0301	BEARING	31	0301	SCREW
13	0301	SCREW	32	0301	PIN
14	0301	PIN	33	0301	SHAFT
15	0301	SPRING	34	0301	SCREW ASMD WSHR
16	0301	NEEDLE	35	0301	DISK
17	0301	JET	36	0301	SCREW
18	0301	WASHER	37	0301	GASKET
19	0301	VALVE			

Figure 19. Carburetor, Upper Section.



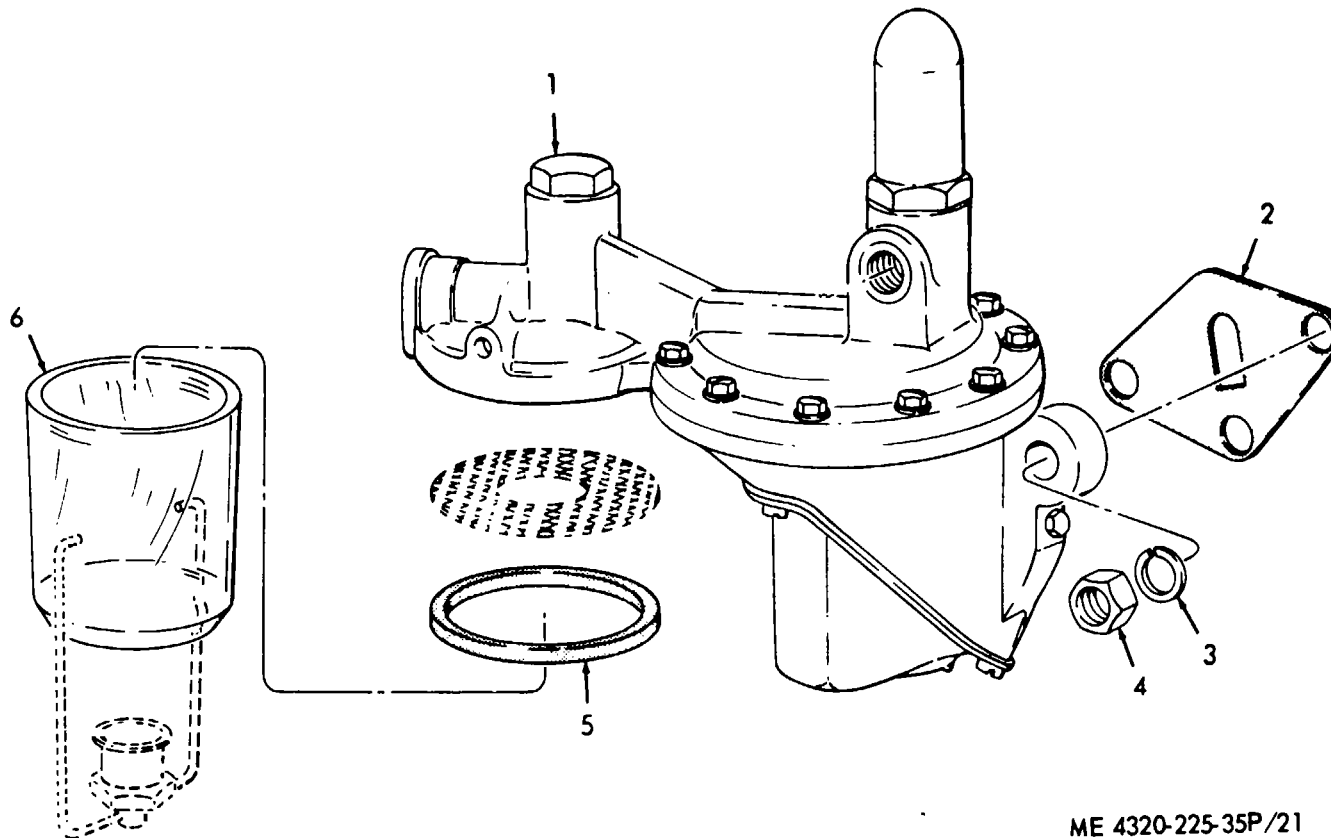
ME 4320-225-35P/20

Figure 20. Carburetor Fuel Bowl.

INDEX TO PARTS, FIGURE 20

Reference Number	Functional Group	Item Name	Reference Number	Functional Group	Item Name
1	0301	JET	16	0301	PLUG
2	0301	JET	17	0301	BUSHING
3	0301	VALVE	18	0301	LEVER
4	0301	VALVE	19	0301	SCREW
5	0301	SPACER	20	0301	SPRING
6	0301	PIN	21	0301	RETAINER
7	0301	BOWL	22	0301	PIN
8	0301	WASHER	23	0301	SCREW
9	0301	JET	24	0301	SCREW
10	0301	WASHER	25	0301	BRACKET
11	0301	PLUG	26	0301	SHAFT AND PIN
12	0301	WASHER	27	0301	SCREW
13	0301	JET	28	0301	PLATE
14	0301	WASHER	29	0301	SCREW
15	0301	PLUG	30	0301	WASHER

Figure 20. Carburetor Fuel Bowl.



ME 4320-225-35P/21

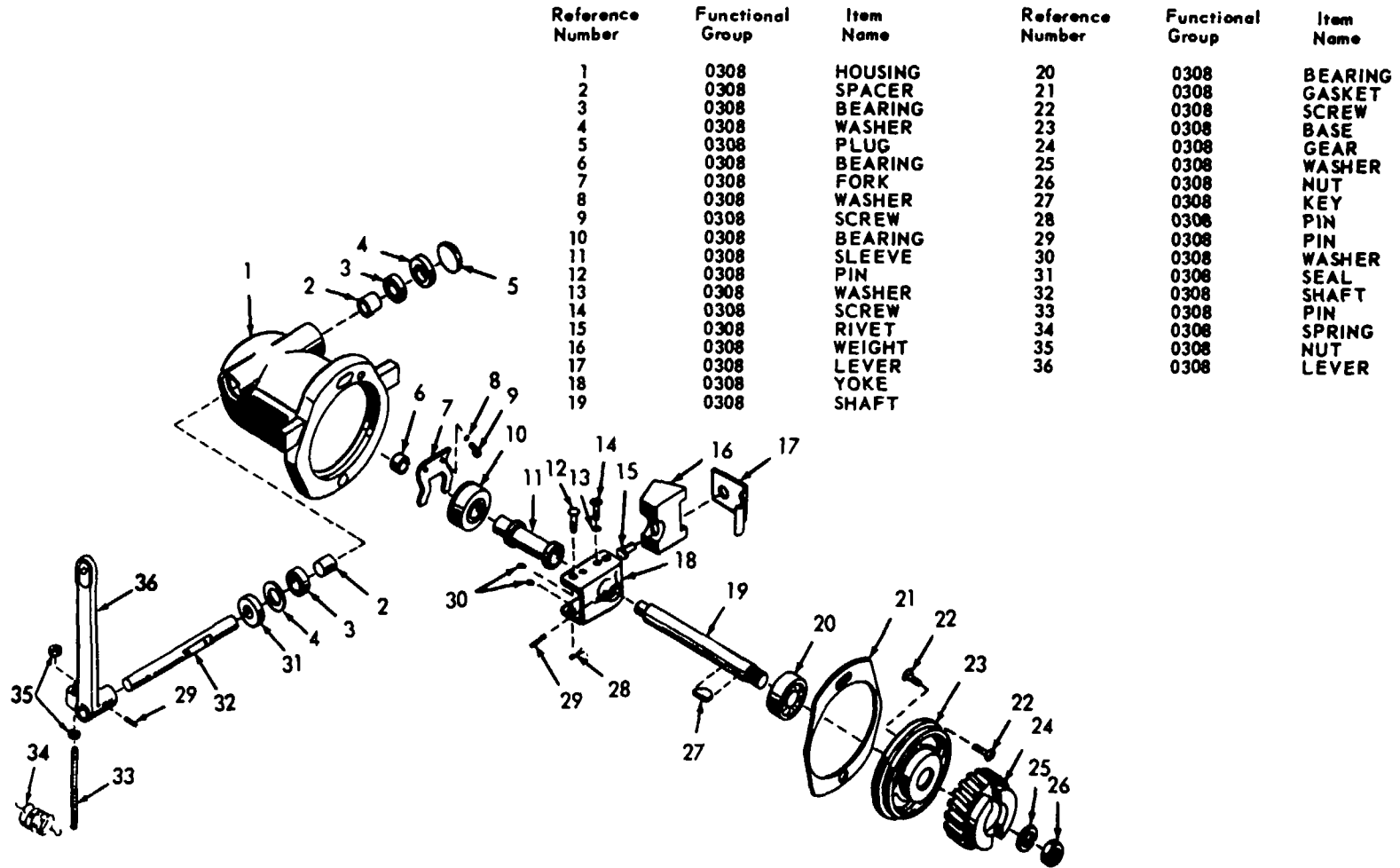
Figure 21. Fuel Pump.

INDEX TO PARTS, FIGURE 21

Reference Number	Functional Group	Item Name
1	0302	PUMP
2	0302	GASKET
3	0302	WASHER
4	0302	NUT
5	0302	WASHER
6	0302	BOWL

Figure 21. Fuel Pump.

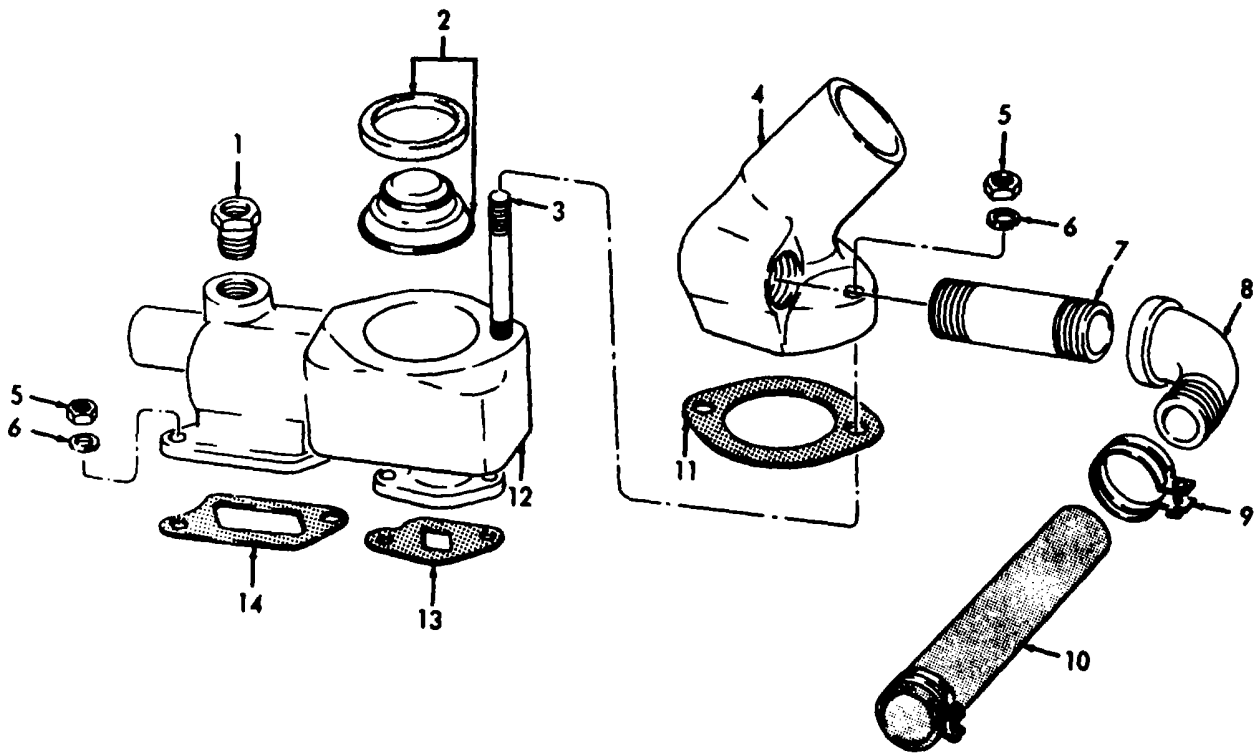
INDEX TO PARTS, FIGURE 22



Reference Number	Functional Group	Item Name	Reference Number	Functional Group	Item Name
1	0308	HOUSING	20	0308	BEARING
2	0308	SPACER	21	0308	GASKET
3	0308	BEARING	22	0308	SCREW
4	0308	WASHER	23	0308	BASE
5	0308	PLUG	24	0308	GEAR
6	0308	BEARING	25	0308	WASHER
7	0308	FORK	26	0308	NUT
8	0308	WASHER	27	0308	KEY
9	0308	SCREW	28	0308	PIN
10	0308	BEARING	29	0308	PIN
11	0308	SLEEVE	30	0308	WASHER
12	0308	PIN	31	0308	SEAL
13	0308	WASHER	32	0308	SHAFT
14	0308	SCREW	33	0308	PIN
15	0308	RIVET	34	0308	SPRING
16	0308	WEIGHT	35	0308	NUT
17	0308	LEVER	36	0308	LEVER
18	0308	YOKE			
19	0308	SHAFT			

ME 4320-225-35P/22

Figure 22. Governor.



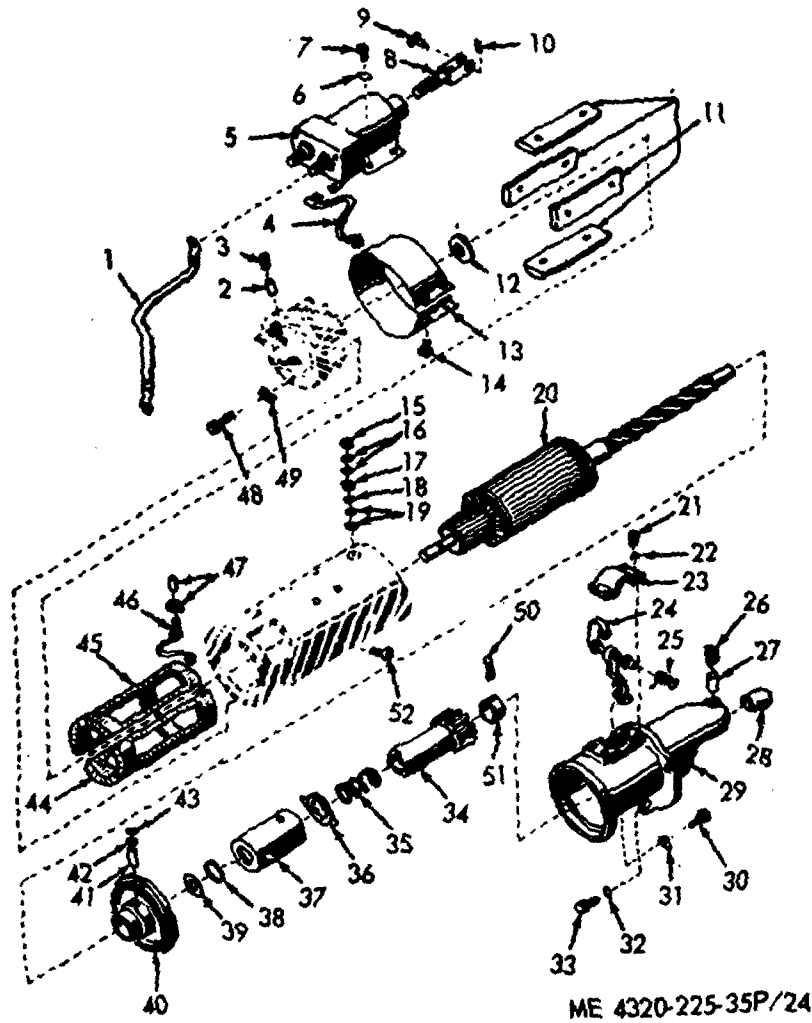
ME 4320-225-35P/23

Figure 23. Thermostat Housing and Water Outlet.

INDEX TO PARTS, FIGURE 23

Reference Number	Functional Group	Item Name
1	0503	BUSHING
2	0503	THERMOSTAT
3	0503	STUD
4	0503	ADAPTER
5	0503	NUT
6	0503	WASHER
7	0503	NIPPLE
8	0503	ELBOW
9	0503	CLAMP
10	0503	HOSE
11	0503	GASKET
12	0503	HOUSING
13	0503	GASKET
14	0503	GASKET

Figure 23. Thermostat Housing and Water Outlet.



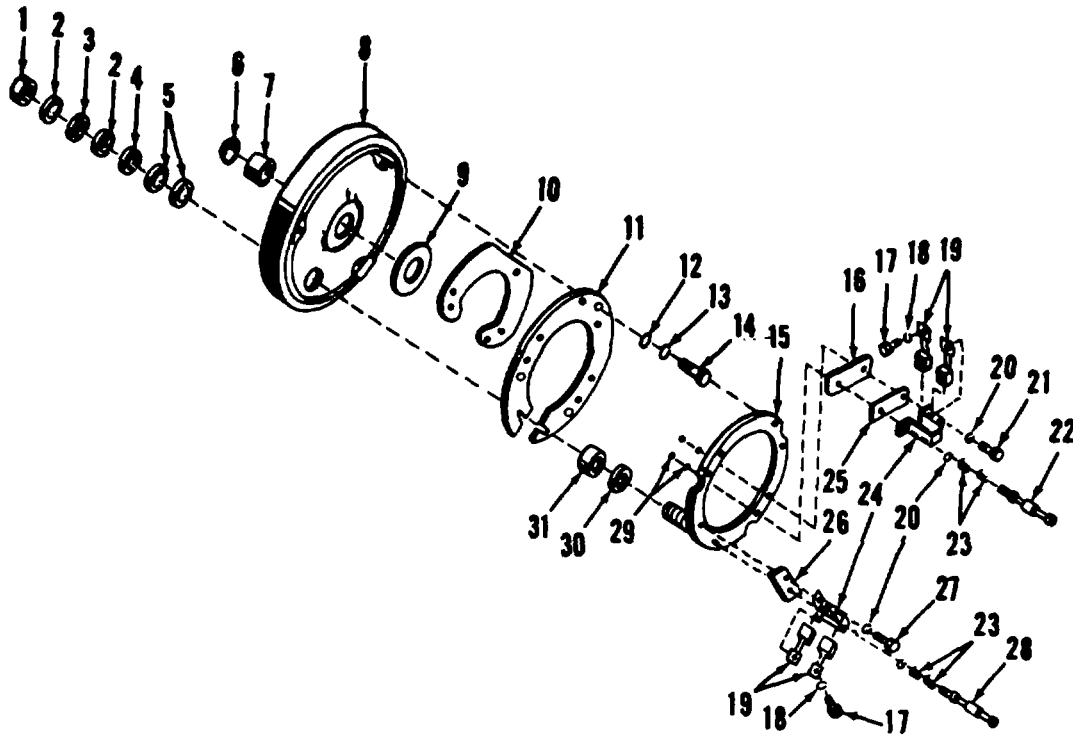
ME 4320-225-35P/24

Figure 24. Starter.

INDEX TO PARTS, FIGURE 24

Reference Number	Functional Group	Item Name	Reference Number	Functional Group	Item Name
1	0603	LEAD AY	27	0603	WICK
2	0603	WICK	28	0603	BEARING
3	0603	PLUG	29	0603	HOUSING
4	0603	LEAD	30	0603	BOLT
5	0603	RELAY	31	0603	WASHER
6	0603	WASHER	32	0603	WASHER
7	0603	SCREW	33	0603	SCREW
8	0603	LINK AY	34	0603	GEAR
9	0603	PIN	35	0603	SPRING
10	0603	PIN	36	0603	GUIDE
11	0603	POLE PIECE	37	0603	SLEEVE
12	0603	WASHER	38	0603	WASHER
13	0603	BAND	39	0603	WASHER
14	0603	SCREW	40	0603	HOUSING
15	0603	NUT	41	0603	WICK
16	0603	WASHER	42	0603	PLATE
17	0603	NUT	43	0603	RING
18	0603	WASHER	44	0603	WINDING
19	0603	WASHER	45	0603	WINDING
20	0603	ARMATURE	46	0603	SCREW
21	0603	SCREW	47	0603	INSULATOR
22	0603	WASHER	48	0603	BOLT
23	0603	COVER	49	0603	WASHER
24	0603	LEVER	50	0603	PIN
25	0603	SPRING	51	0603	COLLAR
26	0603	PLUG	52	0603	SCREW

Figure 24. Starter.



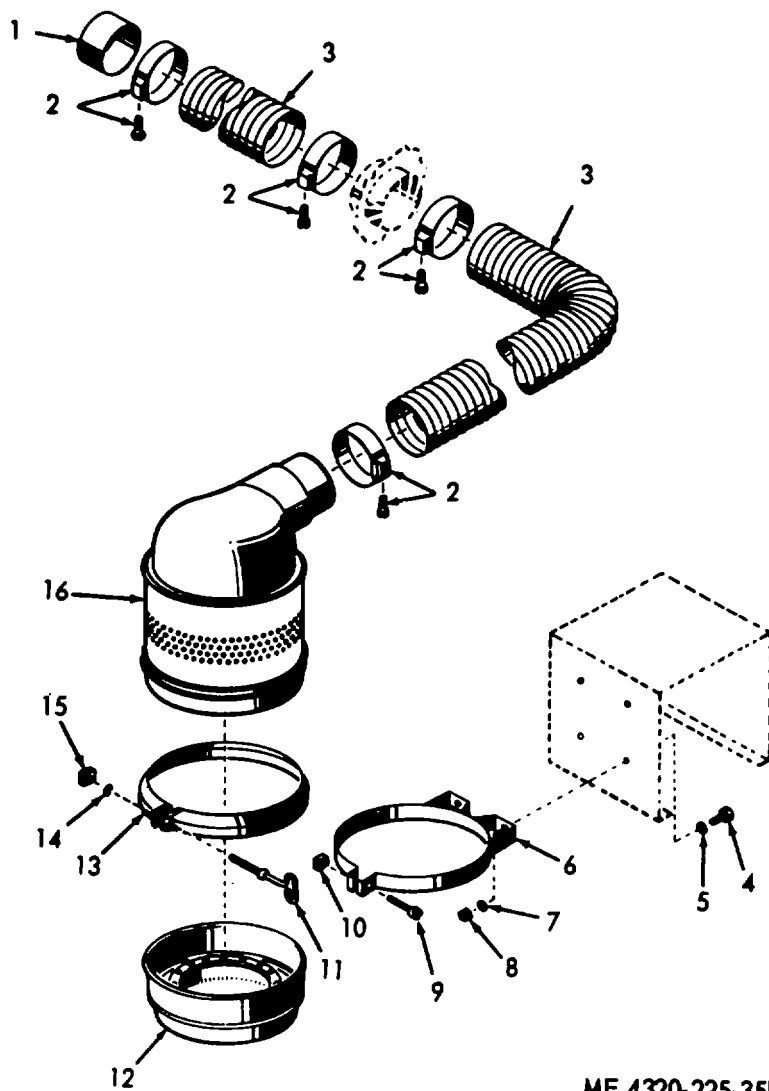
ME 4320-225-35P/25

Figure 25. Brushholder.

INDEX TO PARTS, FIGURE 25

Reference Number	Functional Group	Item Name	Reference Number	Functional Group	Item Name
1	0603	NUT	17	0603	SCREW
2	0603	WASHER	18	0603	WASHER
3	0603	NUT	19	0603	BRUSH
4	0603	WASHER	20	0603	WASHER
5	0603	WASHER	21	0603	SCREW
6	0603	PLUG	22	0603	SCREW
7	0603	BEARING	23	0603	SPRING
8	0603	END BELL	24	0603	HOLDER
9	0603	WASHER	25	0603	INSULATOR
10	0603	PLATE	26	0603	INSULATOR
11	0603	INSULATOR	27	0603	SCREW
12	0603	WASHER	28	0603	SCREW
13	0603	WASHER	29	0603	WASHER
14	0603	SCREW	30	0603	WASHER
15	0603	HOLDER AY	31	0603	INSULATOR
16	0603	INSULATOR			

Figure 25. Brushholder.



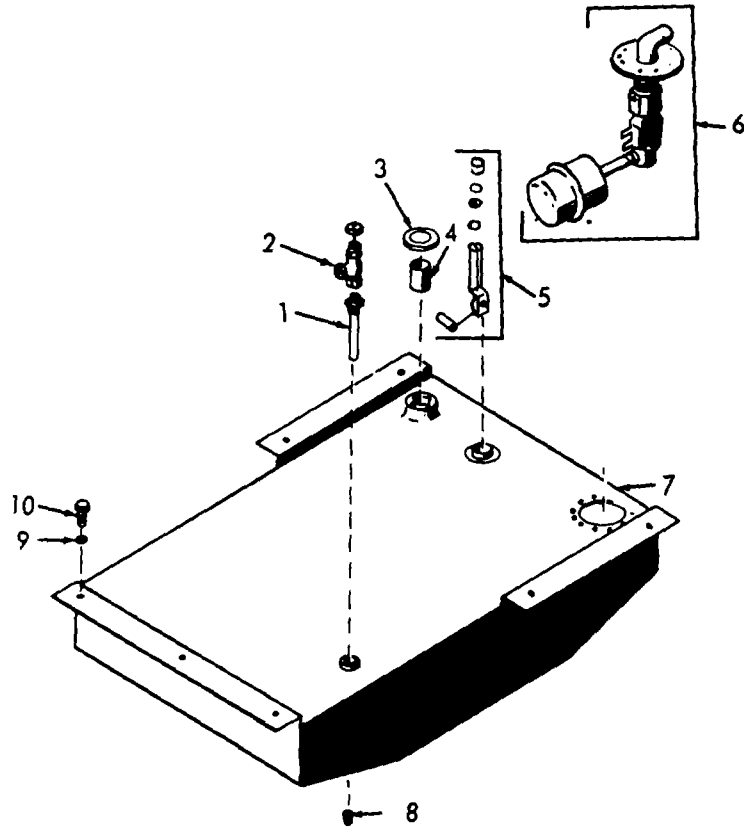
ME 4320-225-35P/26

Figure 26. Air Cleaner.

INDEX TO PARTS, FIGURE 26

Reference Number	Functional Group	Item Name
1	0304	RING
2	0304	CLAMP
3	0304	HOSE
4	0304	BOLT
5	0304	WASHER
6	0304	BAND
7	0304	WASHER
8	0304	NUT
9	0304	SCREW
10	0304	NUT
11	0304	BOLT
12	0304	CUP
13	0304	CLAMP
14	0304	WASHER
15	0304	NUT
16	0304	BODY AY

Figure 26. Air Cleaner.



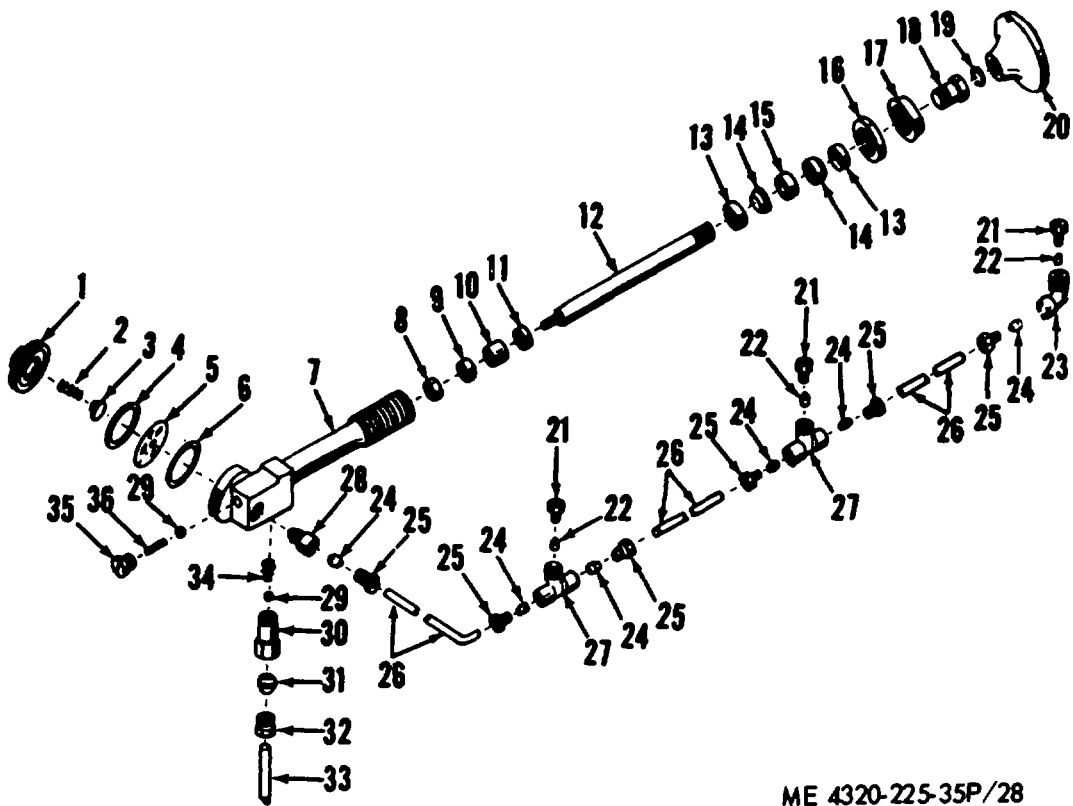
ME 4320-225-35P/27

Figure 27. Fuel Tank and Float Valve.

INDEX TO PARTS, FIGURE 27

Reference Number	Functional Group	Item Name
1	0306	NIPPLE
2	0306	VALVE
3	0306	CAP
4	0306	STRAINER
5	4702	GAGE
6	0306	VALVE
7	0306	FUEL TANK
8	0306	PLUG
9	0306	WASHER
10	0306	SCREW

Figure 27. Fuel Tank and Float Valve.



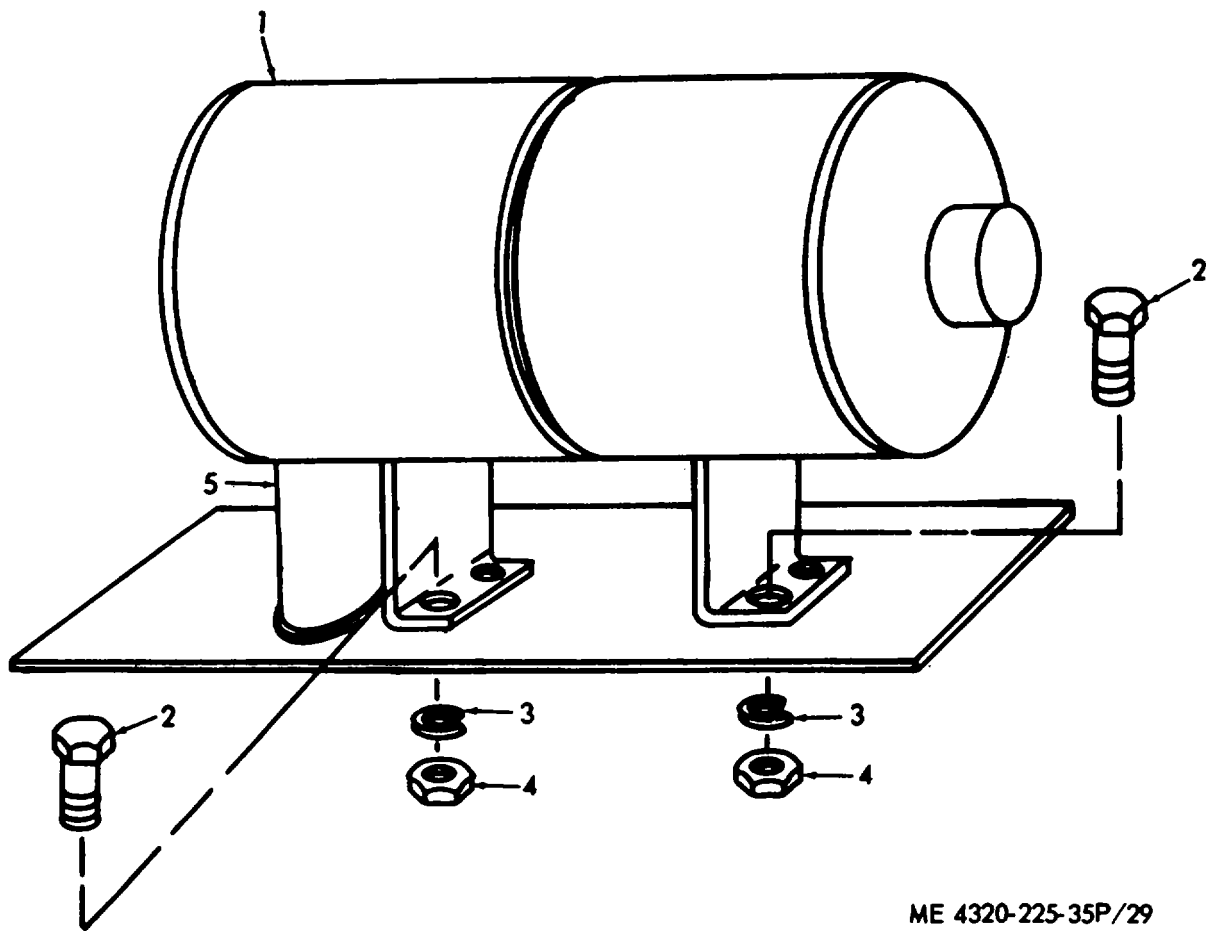
ME 4320-225-35P/28

Figure 28. Fuel Primer Pump.

INDEX TO PARTS, FIGURE 28

Reference Number	Functional Group	Item Name	Reference Number	Functional Group	Item Name
1	0311	CAP	19	0311	WASHER
2	0311	SPRING	20	0311	HANDLE
3	0311	GUIDE	21	0311	NOZZLE
4	0311	DIAPHRAGM	22	0311	JET
5	0311	SCREEN	23	0311	ELBOW
6	0311	WASHER	24	0311	SLEEVE
7	0311	BARREL	25	0311	INVERTED NUT
8	0311	NUT	26	0311	TUBE
9	0311	WASHER	27	0311	TEE
10	0311	CUP	28	0311	BUSHING
11	0311	WASHER	29	0311	BALL
12	0311	STEM	30	0311	CONNECTOR
13	0311	GLAND	31	0311	SLEEVE
14	0311	WASHER	32	0311	INVERTED NUT
15	0311	WASHER	33	0311	TUBE
16	0311	NUT	34	0311	SPRING
17	0311	NUT	35	0311	PLUG
18	0311	NUT	36	0311	SPRING

Figure 28. Fuel Primer Pump.



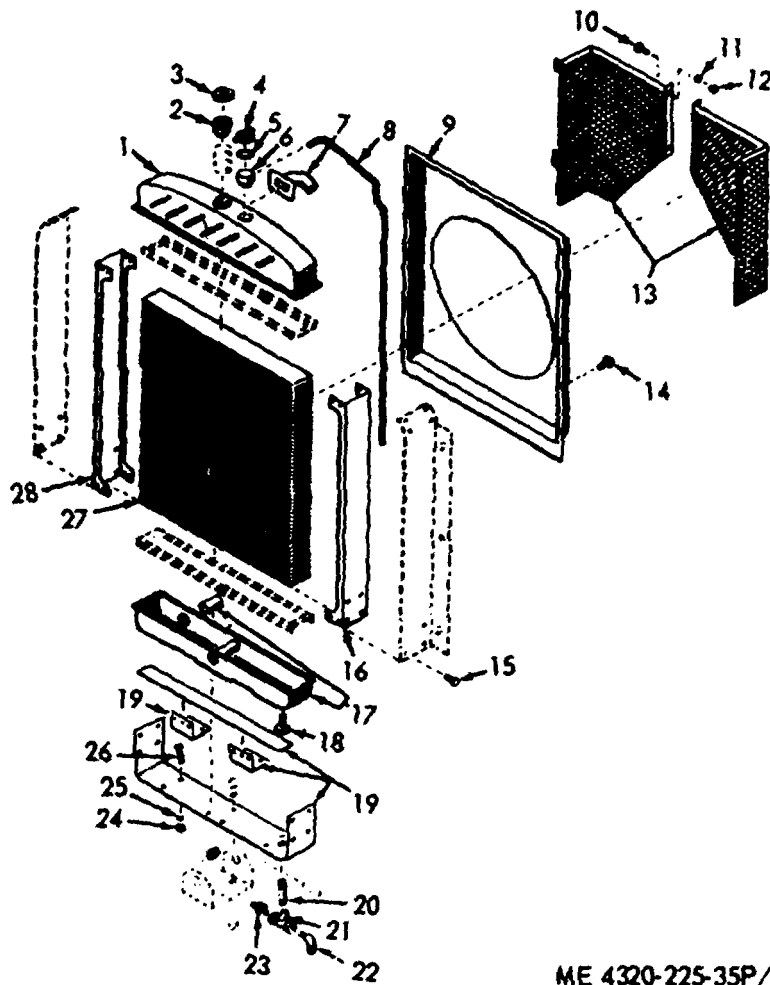
ME 4320-225-35P/29

Figure 29. Muffler.

INDEX TO PARTS, FIGURE 29

Reference Number	Functional Group	Item Name
1	0401	MUFFLER
2	0401	SCREW
3	0401	WASHER
4	0401	NUT
5	0401	PIPE

Figure 29. Muffler.



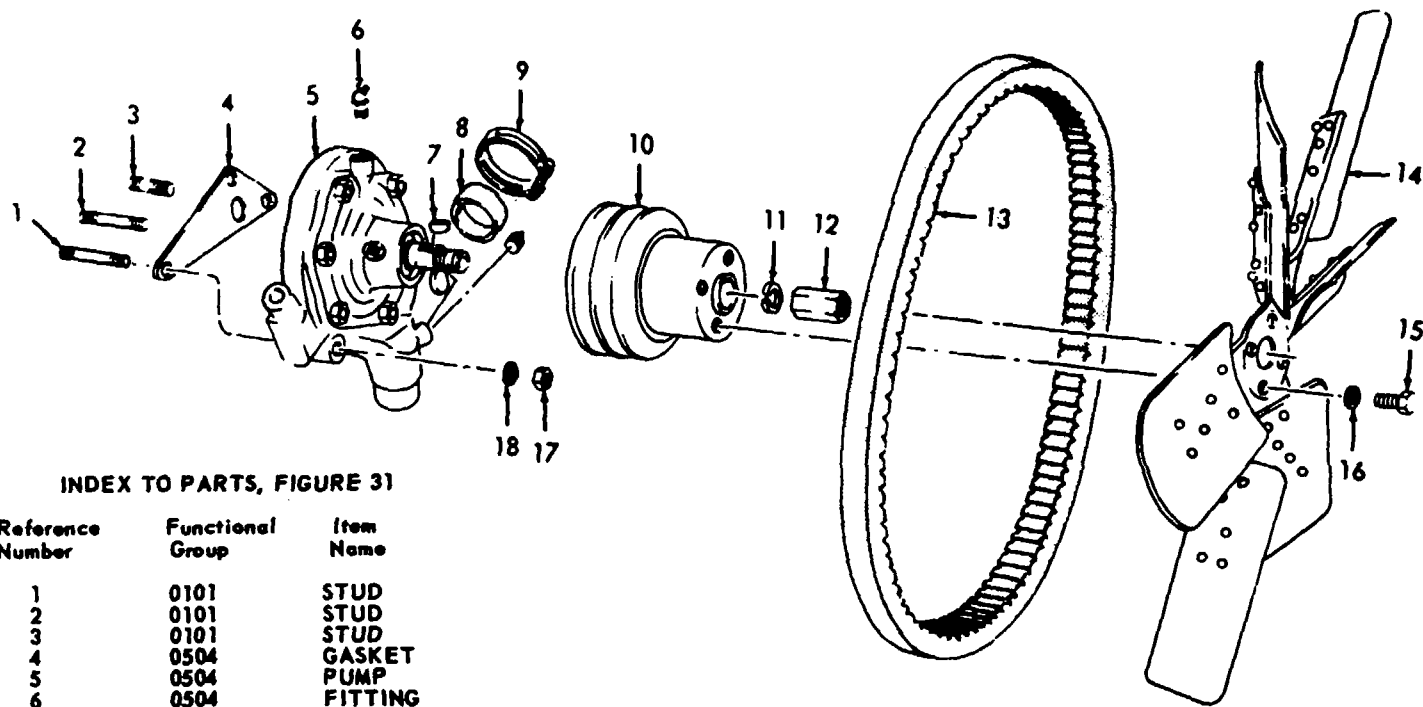
ME 4320-225-35P/30

Figure 30. Radiator.

INDEX TO PARTS, FIGURE 30

Reference Number	Functional Group	Item Name	Reference Number	Functional Group	Item Name
1	0501	TANK	15	0501	RIVET
2	0501	NECK	16	0501	SIDE CHANNEL AY
3	0501	CAP	17	0501	TANK AY
4	0501	CAP	18	0503	BUSHING
5	0501	GASKET	19	0501	MOUNTING AY
6	0501	NECK	20	0503	NIPPLE
7	0501	FLANGE	21	0503	TEE
8	0501	TUBE	22	0503	ELBOW
9	0505	GUARD	23	0503	ADAPTER
10	0505	SCREW	24	0501	NUT
11	0505	WASHER	25	0501	WASHER
12	0505	NUT	26	0501	BOLT
13	0505	GUARD	27	0501	CORE AY
14	0505	SCREW	28	0501	SIDE CHANNEL AY

Figure 30. Radiator.

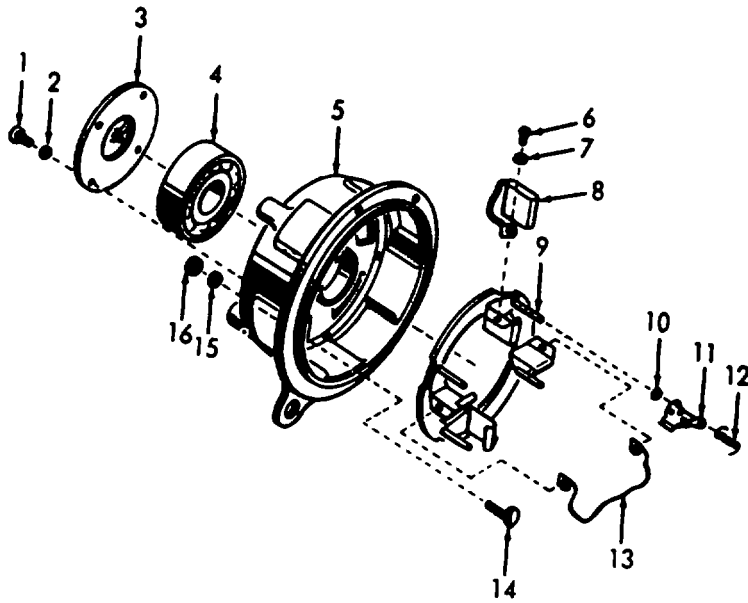


INDEX TO PARTS, FIGURE 31

Reference Number	Functional Group	Item Name
1	0101	STUD
2	0101	STUD
3	0101	STUD
4	0504	GASKET
5	0504	PUMP
6	0504	FITTING
7	0505	KEY
8	0503	HOSE
9	0503	CLAMP
10	0505	HUB
11	0505	WASHER
12	0505	NUT
13	0505	BELT
14	0505	BLADE AY
15	0505	BOLT
16	0505	WASHER
17	0504	NUT
18	0504	WASHER

ME 4320-225-35P/31

Figure 31. Water Pump, Hub and Fan Blades.



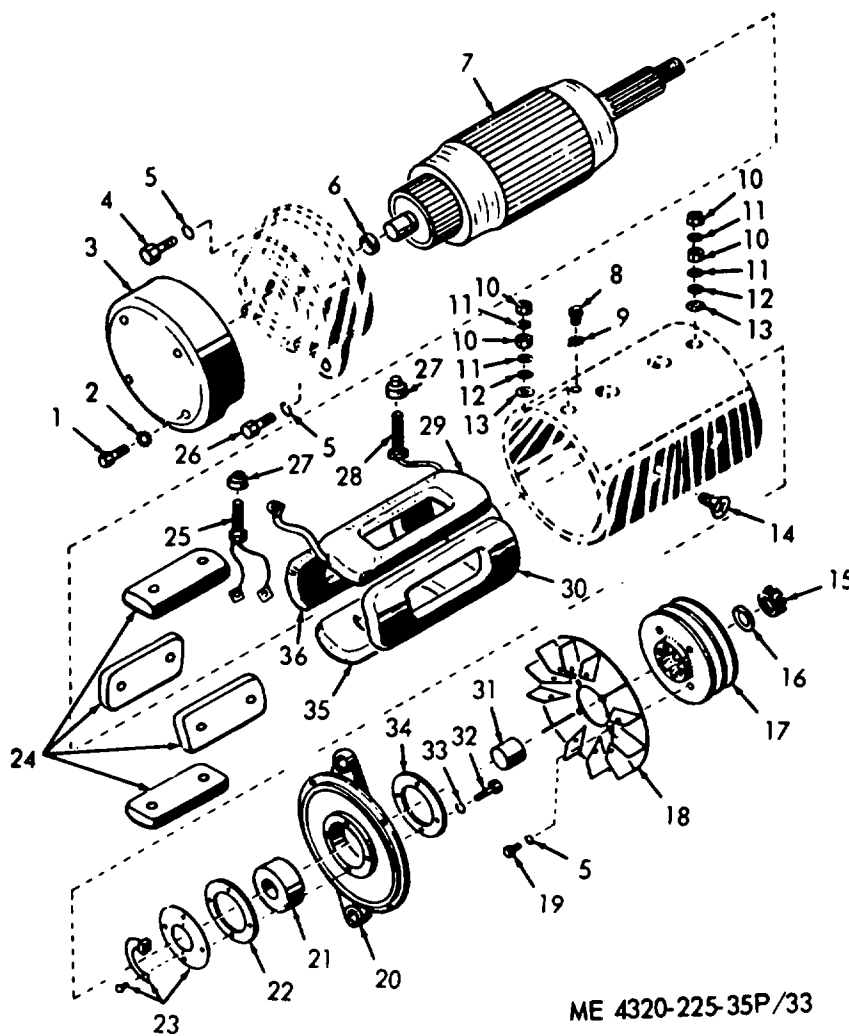
ME 4320-225-35P/32

Figure 32. End Bell and Brush Holder.

INDEX TO PARTS, FIGURE 32

Reference Number	Functional Group	Item Name
1	0601	SCREW
2	0601	WASHER
3	0601	PLATE
4	0601	BEARING
5	0601	END BELL
6	0601	SCREW
7	0601	WASHER
8	0601	BRUSH
9	0601	HOLDER ARM
10	0601	WASHER
11	0601	ARM
12	0601	SPRING
13	0601	LEAD
14	0601	BOLT
15	0601	WASHER
16	0601	NUT

Figure 32. End Bell and Brush Holder.



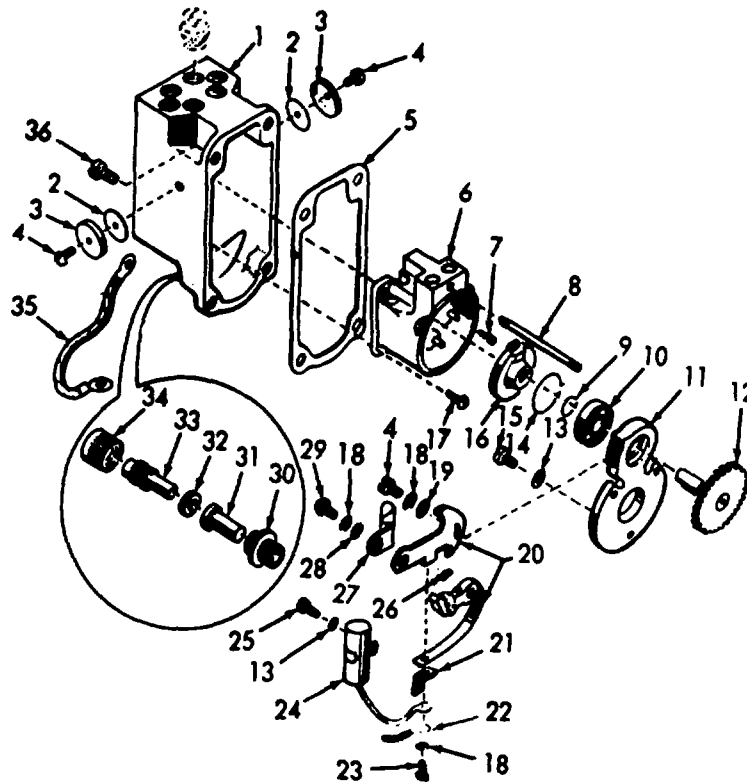
ME 4320-225-35P/33

Figure 33. Generator.

INDEX TO PARTS, FIGURE 33

Reference Number	Functional Group	Item Name	Reference Number	Functional Group	Item Name
1	0601	SCREW	19	0601	SCREW
2	0601	WASHER	20	0601	END BELL
3	0601	COVER	21	0601	BEARING
4	0601	SCREW	22	0601	PLATE AY
5	0601	WASHER	23	0601	BRUSH
6	0601	WASHER	24	0601	POLE PIECE
7	0601	ARMATURE	25	0601	LEAD
8	0601	SCREW	26	0601	SCREW
9	0601	WASHER	27	0601	BUSHING
10	0601	NUT	28	0601	TERMINAL
11	0601	WASHER	29	0601	WINDING
12	0601	WASHER	30	0601	WINDING SET
13	0601	WASHER	31	0601	SPACER
14	0601	SCREW	32	0601	SCREW
15	0601	NUT	33	0601	WASHER
16	0601	WASHER	34	0601	PLATE
17	0601	PULLEY	35	0601	WINDING
18	0601	FAN	36	0601	WINDING

Figure 33. Generator.



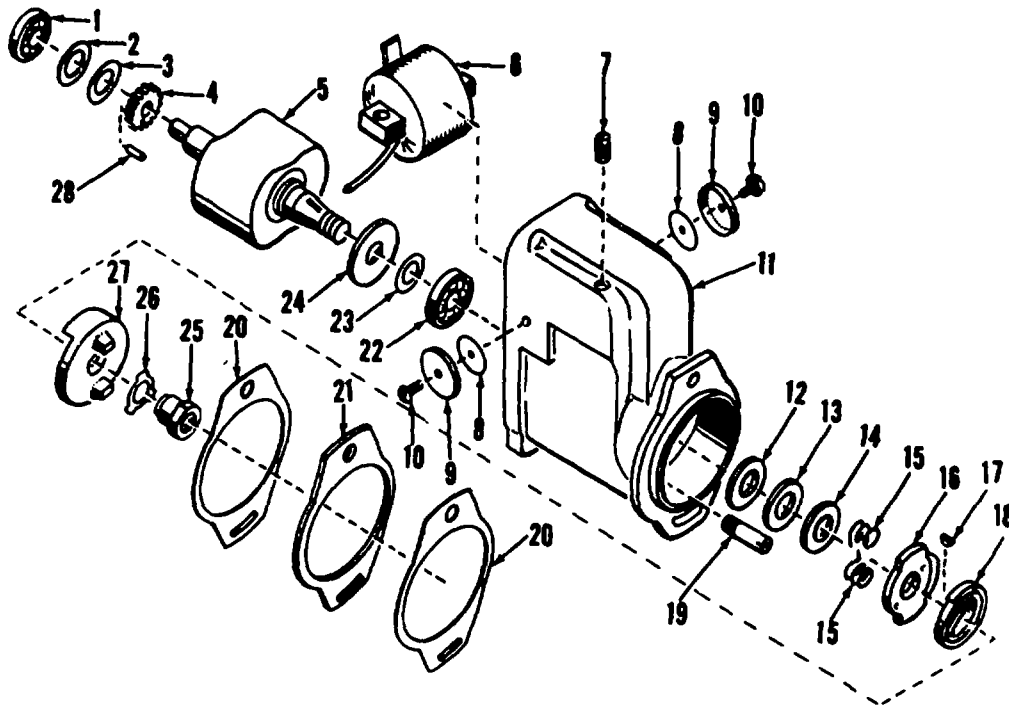
ME 4320-225-35P/34

Figure 34. End Cap, Block, Rotor.

INDEX TO PARTS, FIGURE 34

Reference Number	Functional Group	Item Name	Reference Number	Functional Group	Item Name
1	0605	CAP	19	0605	WASHER
2	0605	WIRE FABRIC	20	0605	CONTACT SET
3	0605	SHIELD	21	0605	SPRING
4	0605	SCREW	22	0605	TERMINAL
5	0605	GASKET	23	0605	SCREW
6	0605	BLOCK	24	0605	CAPACITOR
7	0605	BRUSH	25	0605	SCREW
8	0605	SUPPRESSOR AY	26	0605	RING
9	0605	RING	27	0605	CAMWICK HLDR AY
10	0605	BEARING	28	0605	WASHER
11	0605	SUPPORT AY	29	0605	SCREW
12	0605	GEAR AY	30	0605	CHAMBER
13	0605	WASHER	31	0605	INSULATOR
14	0605	RING	32	0605	WASHER
15	0605	SCREW	33	0605	FERRULE
16	0605	ROTOR	34	0605	NUT
17	0605	SCREW	35	0615	BOND STRAP
18	0605	WASHER	36	0605	SCREW ASMD WSHR

Figure 34. End Cap, Block, Rotor.



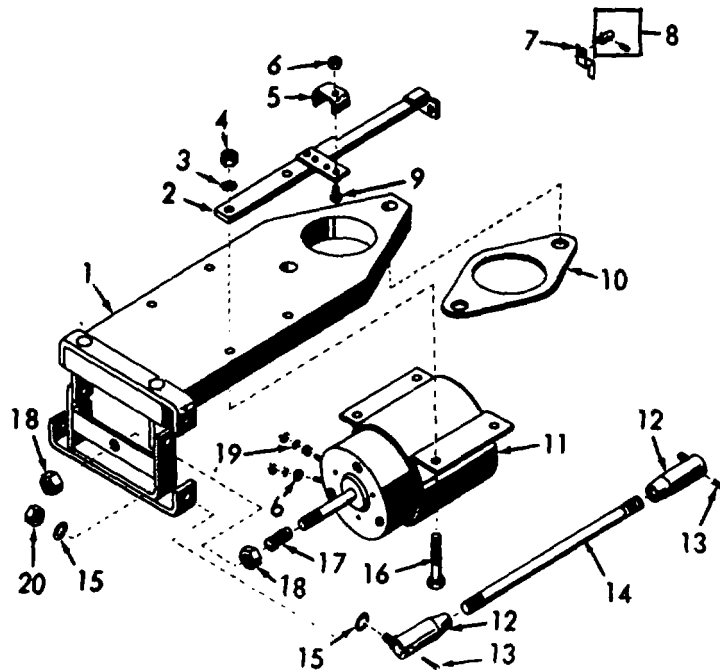
ME 4320-225-35P/35

Figure 35. Magneto Coupling, Coil, Rotor and Housing.

INDEX TO PARTS, FIGURE 35

Reference Number	Functional Group	Item Name	Reference Number	Functional Group	Item Name
1	0605	BEARING	15	0605	SPRING
2	0605	WASHER	16	0605	HUB AY
3	0605	WASHER	17	0605	KEY
4	0605	GEAR	18	0605	SPRING
5	0605	ROTOR	19	0605	SETSCREW
6	0605	COIL	20	0605	GASKET
7	0605	SETSCREW	21	0605	SPACER
8	0605	WIRE FABRIC	22	0605	BEARING
9	0605	SHIELD	23	0605	SHIM
10	0605	SCREW	24	0605	GASKET
11	0605	HOUSING AY	25	0605	NUT
12	0605	SEAL	26	0605	WASHER
13	0605	WASHER	27	0605	SHELL
14	0605	THROWER	28	0605	PIN

Figure 35. Magneto Coupling, Coil, Rotor and Housing.



ME 4320-225-35P/36

Figure 36. Solenoid and Bracket.

INDEX TO PARTS, FIGURE 36

Reference Number	Functional Group	Item Name
1	0606	BRACKET AY
2	0606	BRACKET
3	0606	WASHER
4	0606	NUT
5	0606	CLIP
6	0606	NUT
7	0606	ARM
8	0606	COLLAR
9	0606	SCREW
10	0606	GASKET
11	0606	SOLENOID
12	0606	BALL JOINT
13	0606	PIN
14	0606	ROD
15	0606	WASHER
16	0606	SCREW
17	0606	SPRING
18	0606	NUT
19	0606	WASHER
20	0606	NUT

Figure 36. Solenoid and Bracket.


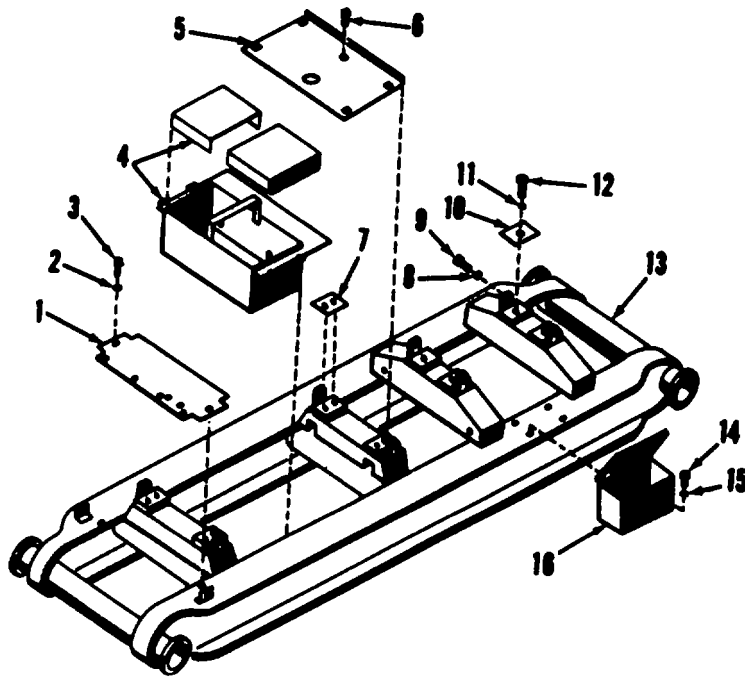


Figure 37. Control Panel.

INDEX TO PARTS, FIGURE 37

Reference Number	Functional Group	Item Name
1	0606	SWITCH
2	0607	METER
3	4701	TACHOMETER
4	4702	GAGE
5	0607	SWITCH
6	0607	AMMETER
7	0607	PANEL
8	0607	SWITCH
9	4702	THERMOMETER
10	0311	PRIMER
11	0312	CONTROL AY
12	0607	SWITCH
13	4702	GAGE
14	0608	FUSEHOLDER
15	0607	LIGHT
16	0607	SWITCH
17	0312	CONTROL AY

Figure 37. Control Panel.



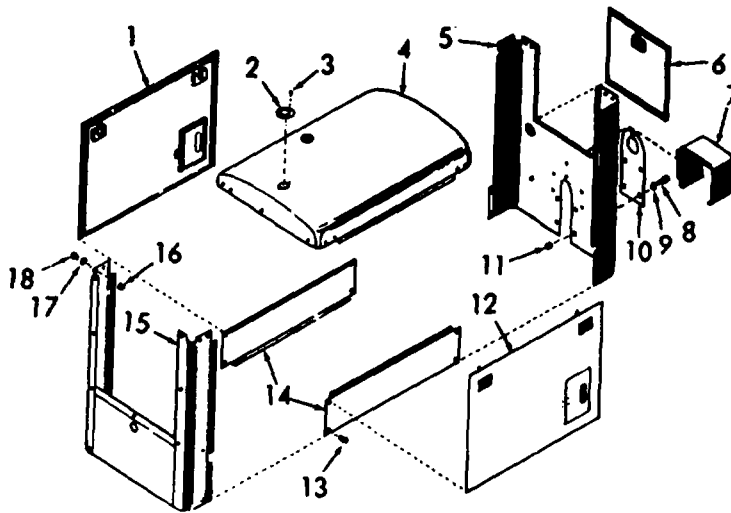
ME 4320-225-35P/38

Figure 38. Skid Base, Tool and Battery Boxes.

INDEX TO PARTS, FIGURE 38

Reference Number	Functional Group	Item Name
1	1501	PANEL
2	1501	WASHER
3	1501	SCREW
4	0612	BOX
5	1501	PLATE
6	1501	PLUG
7	0100	SHIM
8	0100	NUT
8	5500	NUT
9	0100	SETSCREW
9	5500	SETSCREW
10	5500	SHIM
11	5500	WASHER
12	5500	BOLT
13	1501	SKID
14	1808	SCREW
15	1808	WASHER
16	1808	BOX

Figure 38. Skid Base, Tool and Battery Boxes



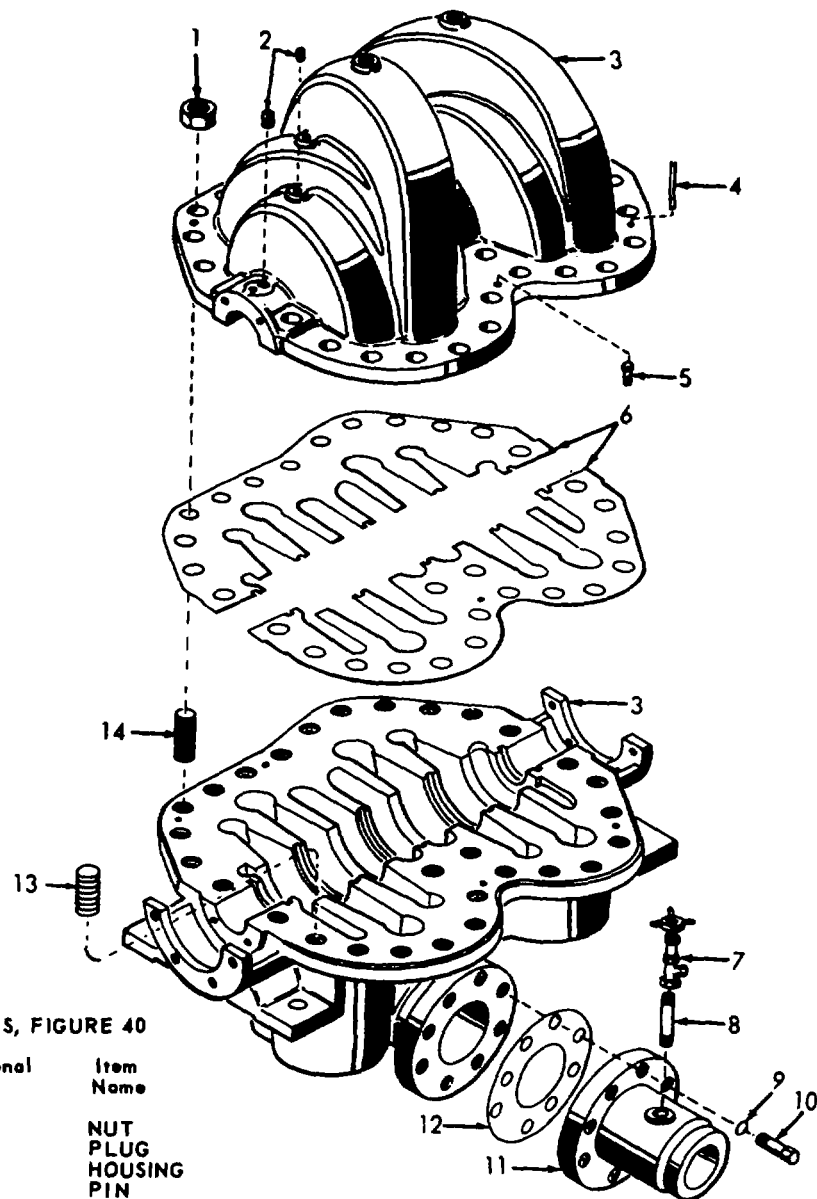
ME 4320-225-35P/39

Figure 39. Engine Covers, Doors and Panels.

INDEX TO PARTS, FIGURE 39

Reference Number	Functional Group	Item Name
1	1801	DOOR
2	1801	COVER
3	1801	SCREW
4	1801	PANEL
5	1801	PANEL
6	1801	COVER
7	1801	GUARD
8	1801	SCREW
9	1801	WASHER
10	1801	HOUSING
11	1801	NUT
12	1801	DOOR
13	1801	SCREW
14	1801	PANEL
15	1801	PANEL
16	1801	NUT
17	1801	WASHER
18	1801	SCREW

Figure 39. Engine Covers, Doors and Panels.

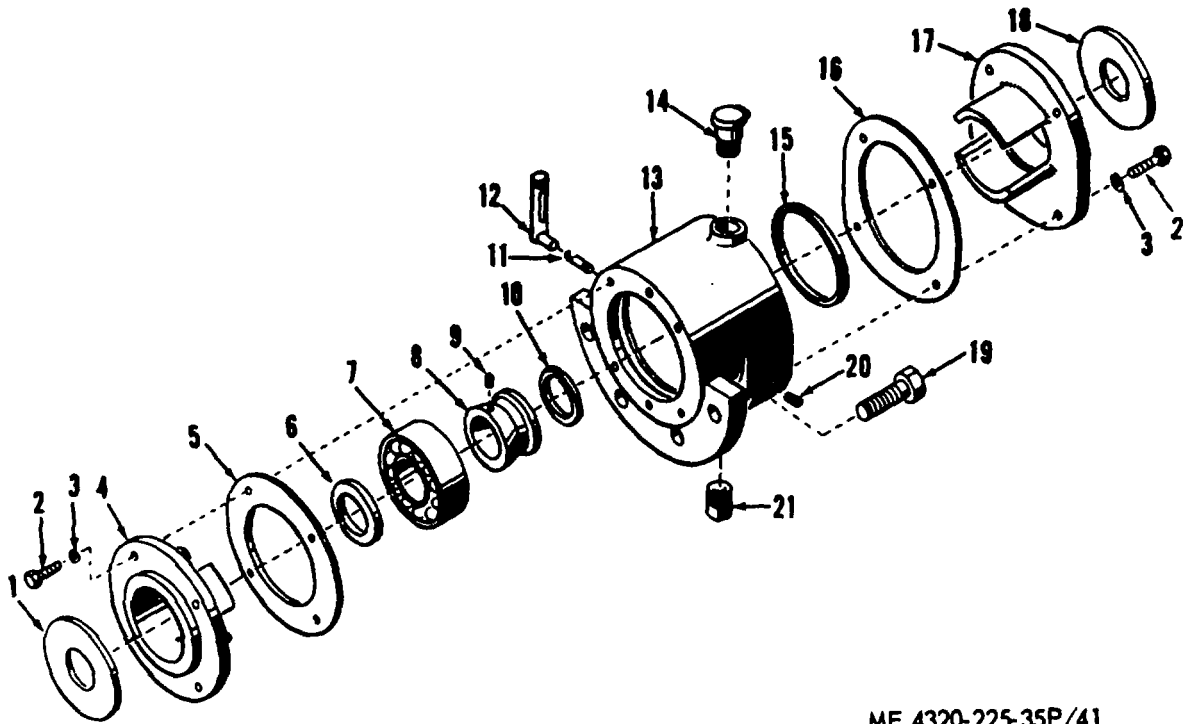


ME 4320-225-35P/40

INDEX TO PARTS, FIGURE 40

Reference Number	Functional Group	Item Name
1	5500	NUT
2	5500	PLUG
3	5500	HOUSING
4	5500	PIN
5	5500	SETSCREW
6	5500	GASKET
7	5513	COCK
8	5513	NIPPLE
9	5513	WASHER
10	5513	SCREW
11	5513	ADAPTER
12	5513	GASKET
13	5500	STUD
14	5500	STUD

Figure 40. Pump Housing, Discharge and Suction.



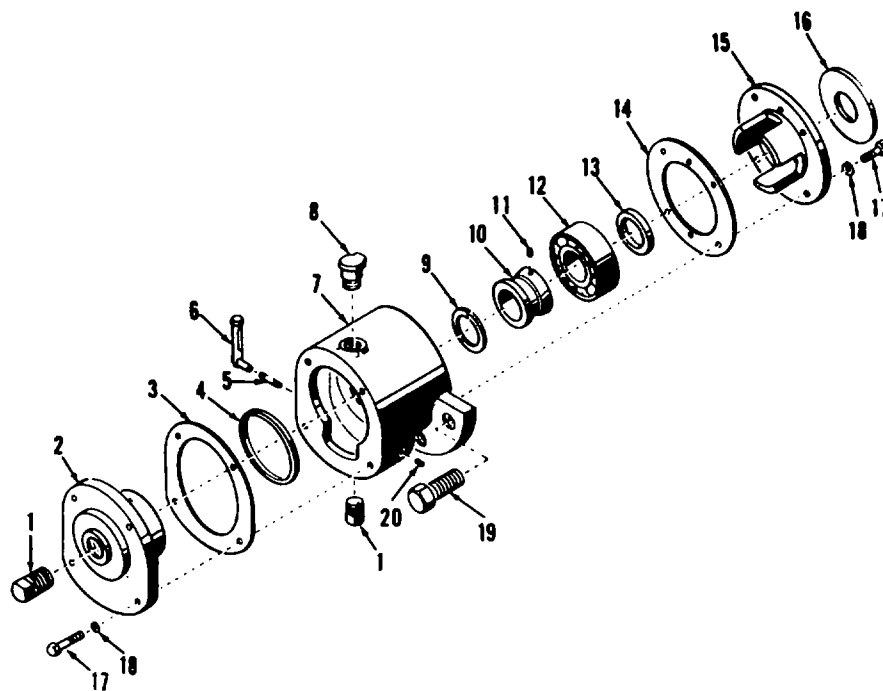
ME 4320-225-35P/41

Figure 41. Bearing Housing and Covers.

INDEX TO PARTS, FIGURE 41

Reference Number	Functional Group	Item Name
1	5501	DEFLECTOR
2	5500	SCREW
3	5500	WASHER
4	5500	COVER
5	5500	GASKET
6	5501	WASHER
7	5501	BEARING
8	5501	SLEEVE
9	5501	SETSCREW
10	5501	RING
11	5508	NIPPLE
12	5508	GAGE
13	5500	HOUSING
14	5508	CUP
15	5501	RING
16	5500	GASKET
17	5500	COVER
18	5501	DEFLECTOR
19	5500	SCREW
20	5500	PLUG
21	5500	PLUG

Figure 41. Bearing Housing and Covers.



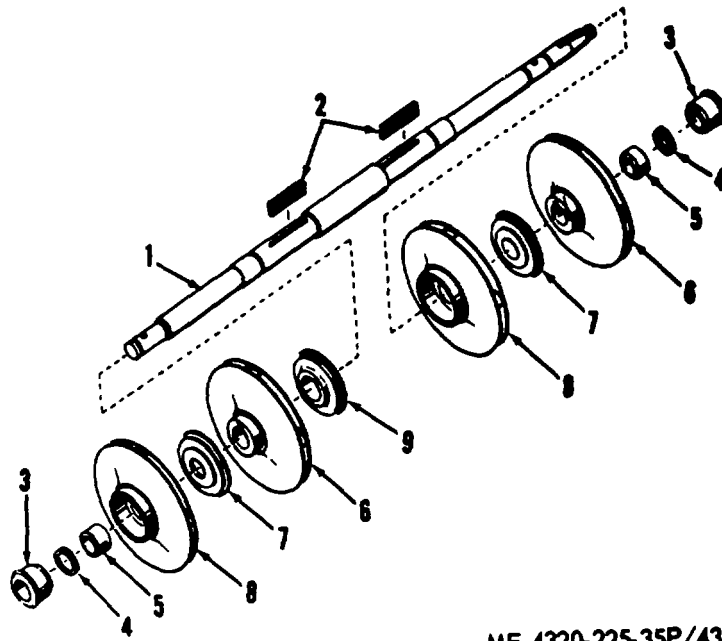
ME 4320-225-35P/42

Figure 42. Bearing Housing and Covers.

INDEX TO PARTS, FIGURE 42

Reference Number	Functional Group	Item Name
1	5500	PLUG
2	5500	COVER
3	5500	GASKET
4	5501	RING
5	5508	NIPPLE
6	5508	GAGE
7	5500	HOUSING
8	5508	CUP
9	5501	RING
10	5501	SLEEVE
11	5501	SETSCREW
12	5501	BEARING
13	5501	BEARING
14	5500	GASKET
15	5500	COVER
16	5501	DEFLECTOR
17	5500	SCREW
18	5500	WASHER
19	5500	SCREW
20	5500	PLUG

Figure 42. Bearing Housing and Covers.



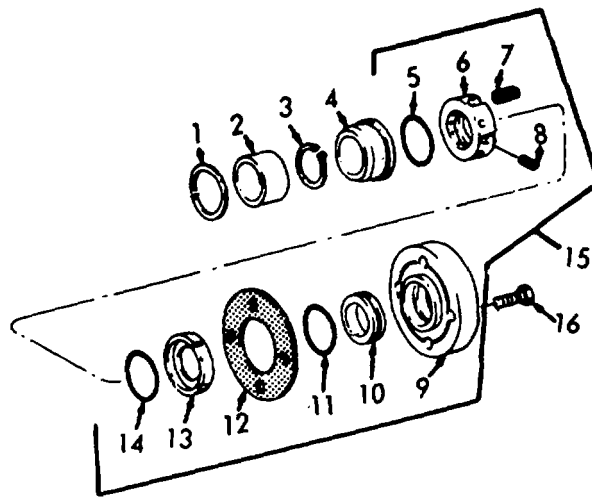
ME 4320-225-35P/43

Figure 43. Impellers, Shaft.

INDEX TO PARTS, FIGURE 43

Reference Number	Functional Group	Item Name
1	5501	SHAFT
2	5501	KEY
3	5501	SLEEVE
4	5501	RING
5	5501	SPACER
6	5501	IMPELLER
7	5501	BUSHING
8	5501	IMPELLER
9	5501	BUSHING

Figure 43. Impellers, Shaft.



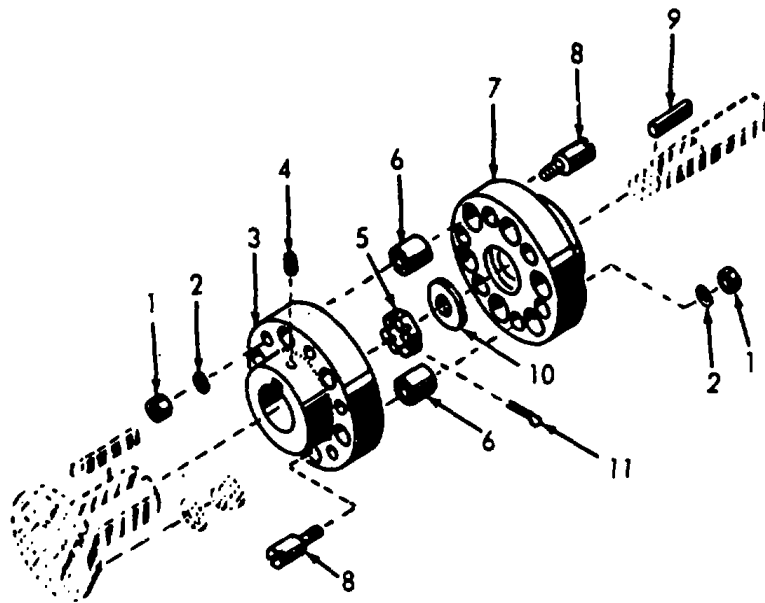
ME 4320-225-35P/44

Figure 44. Impeller.

INDEX TO PARTS, FIGURE 44

Reference Number	Functional Group	Item Name
1	5501	WASHER
2	5501	SLEEVE
3	5501	RING
4	5501	BUSHING
5	5501	PACKING
6	5501	RETAINER
7	5501	SPRING
8	5501	SETSCREW
9	5501	PLATE
10	5501	SEAT
11	5501	PACKING
12	5501	RETAINING COLLAR
13	5501	WASHER
14	5501	PACKING
15	5501	SEAL W/
16	5501	SCREW

FIGURE 44. Impeller.



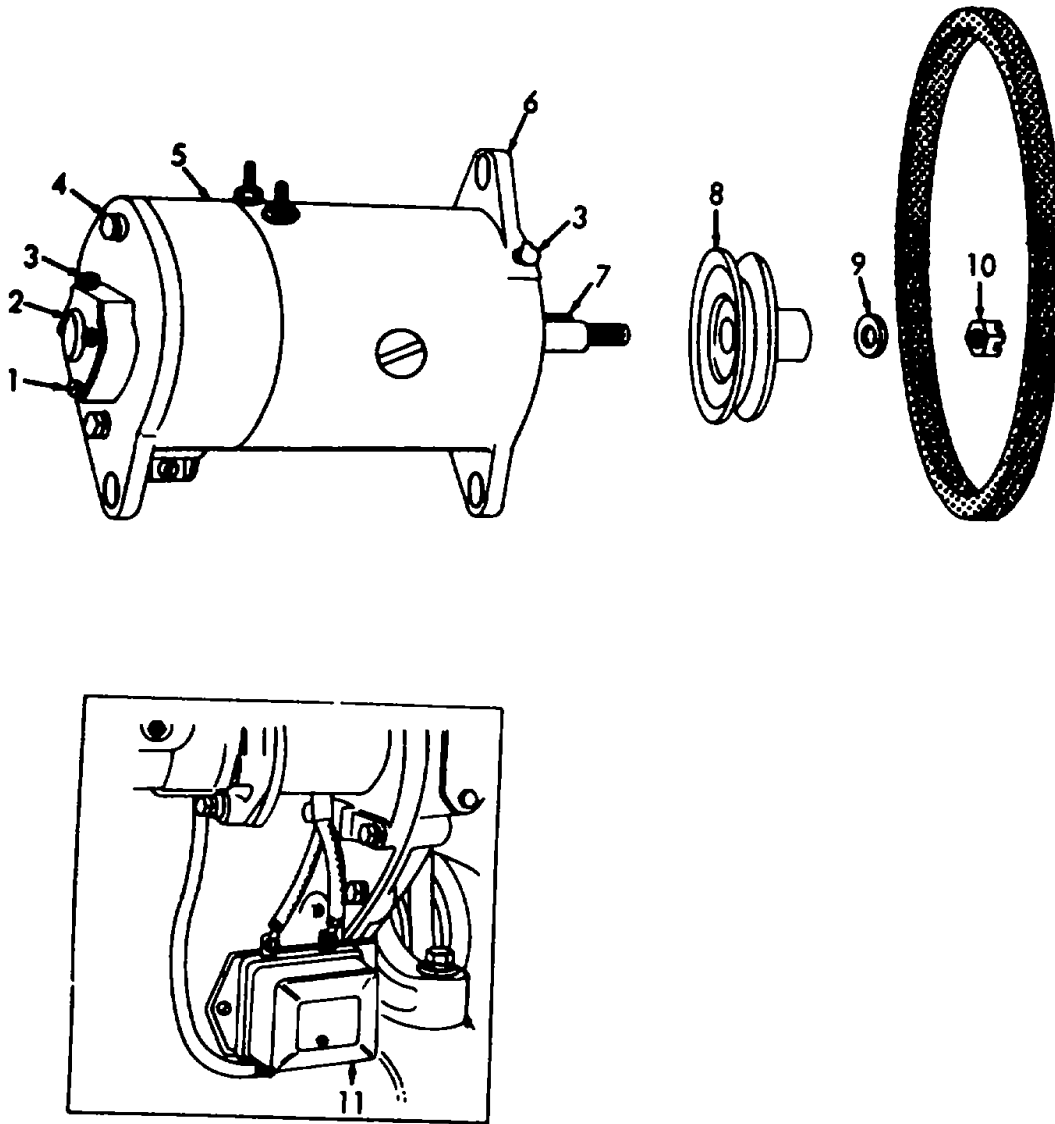
ME 4320-225-35P/45

Figure 45. Flexible Shaft Coupling.

INDEX TO PARTS, FIGURE 45

Reference Number	Functional Group	Item Name
1	5511	NUT
2	5511	WASHER
3	5511	COUPLING HALF
4	5511	SETSCREW
5	5501	NUT
6	5511	BUSHING
7	5511	COUPLING HALF
8	5511	STUD BOLT
9	5501	KEY
10	5501	WASHER
11	5501	PIN

Figure 45. Flexible Shaft Coupling.



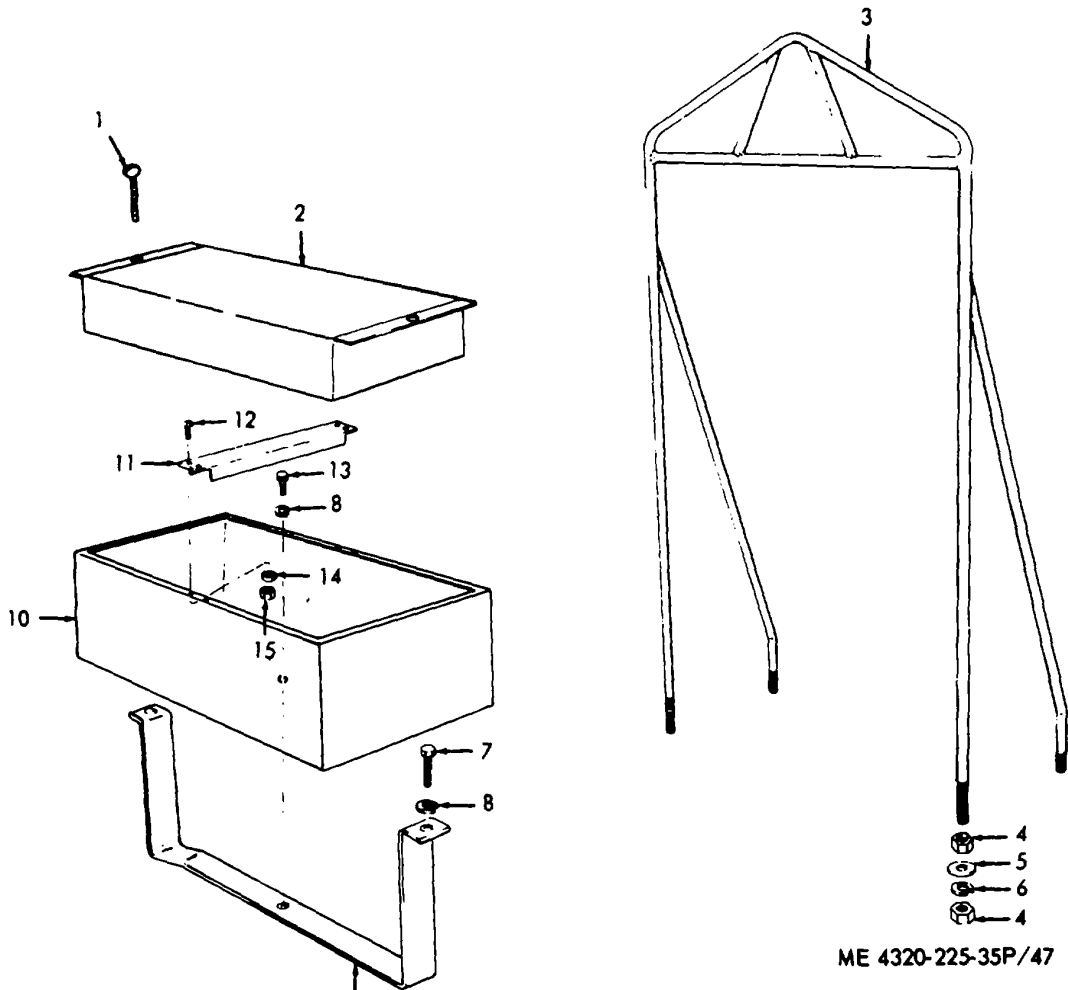
ME 4320-225-35P/46

Figure 46. Generator and Voltage Regulator.

INDEX TO PARTS, FIGURE 46

Reference Number	Functional Group	Item Name
1	0601	SCREW
2	0601	PLATE
3	0601	CUP
4	0601	BOLT
5	0601	BAND
6	0601	GENERATOR
7	0601	KEY
8	0601	PULLEY AND FAN
9	0601	WASHER
10	0601	NUT
11	0602	REGULATOR

Figure 46. Generator and Voltage Regulator

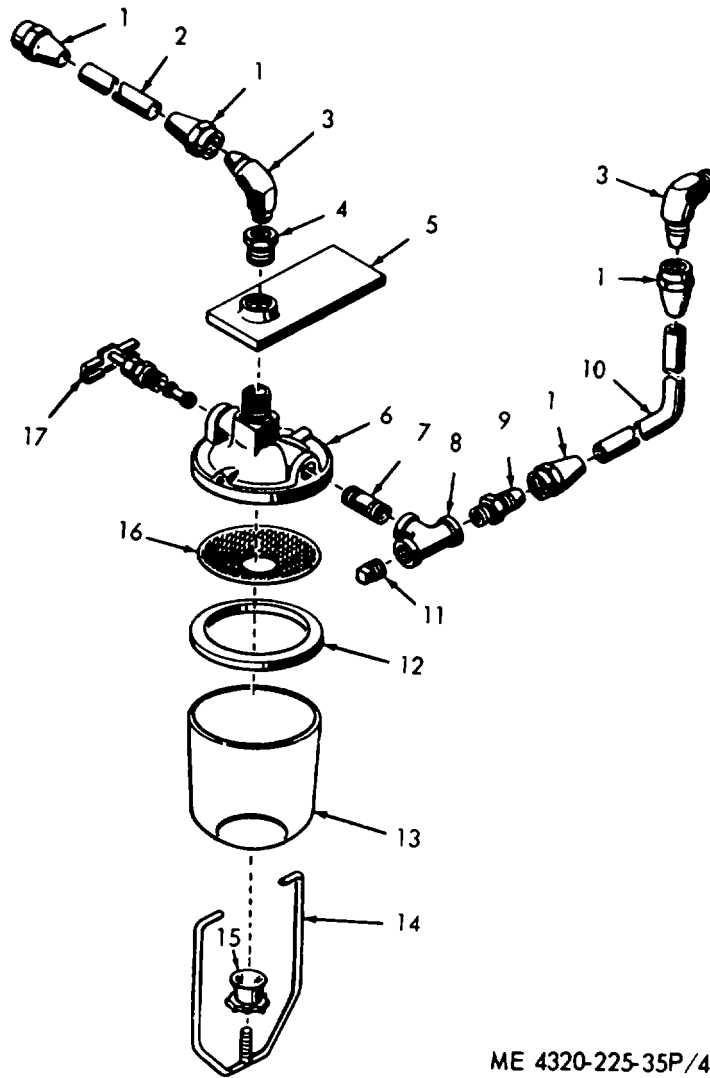


9 Figure 47. Battery Box and Lifting Frame.

INDEX TO PARTS, FIGURE 47

Reference Number	Functional Group	Item Name
1	0612	SCREW
2	0612	COVER
3	1501	FRAME
4	1501	NUT
5	1501	WASHER
6	1501	WASHER
7	0612	SCREW
8	0612	WASHER
9	0612	SUPPORT
10	0612	BOX
11	0612	SPACER
12	0612	SCREW
13	0612	SCREW
14	0612	WASHER
15	0612	NUT

Figure 47. Battery Box and Lifting Frame.



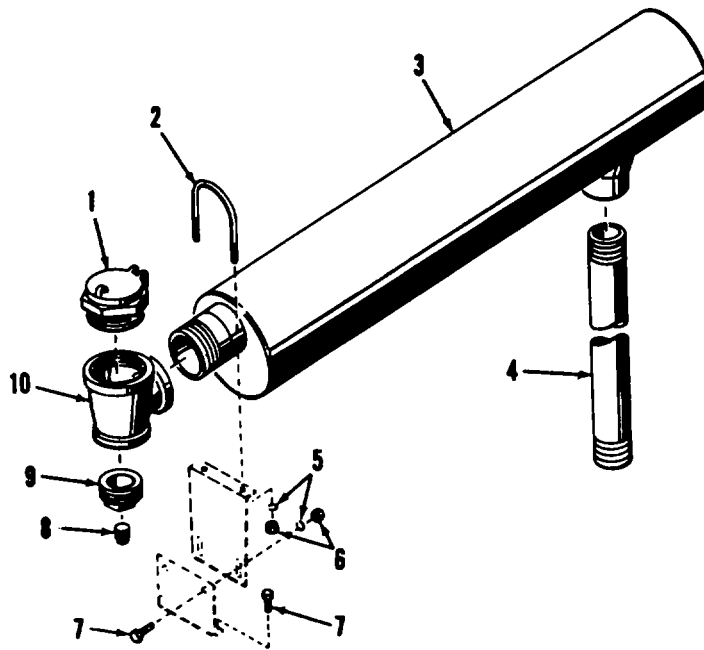
ME 4320-225-35P/48

Figure 48. Fuel Strainer and Lines.

INDEX TO PARTS, FIGURE 48

Reference Number	Functional Group	Item Name
1	0306	NUT
2	0306	TUBE
3	0306	ELBOW
4	0306	BUSHING
5	0309	BRACKET
6	0309	COVER
7	0306	NIPPLE
8	0306	TEE
9	0306	ADAPTER
10	0306	TUBE
11	0306	PLUG
12	0309	WASHER
13	0309	BOWL
14	0309	BAIL
15	0309	NUT
16	0309	STRAINER ELEMENT
17	0309	VALVE

Figure 48. Fuel Strainer and Lines



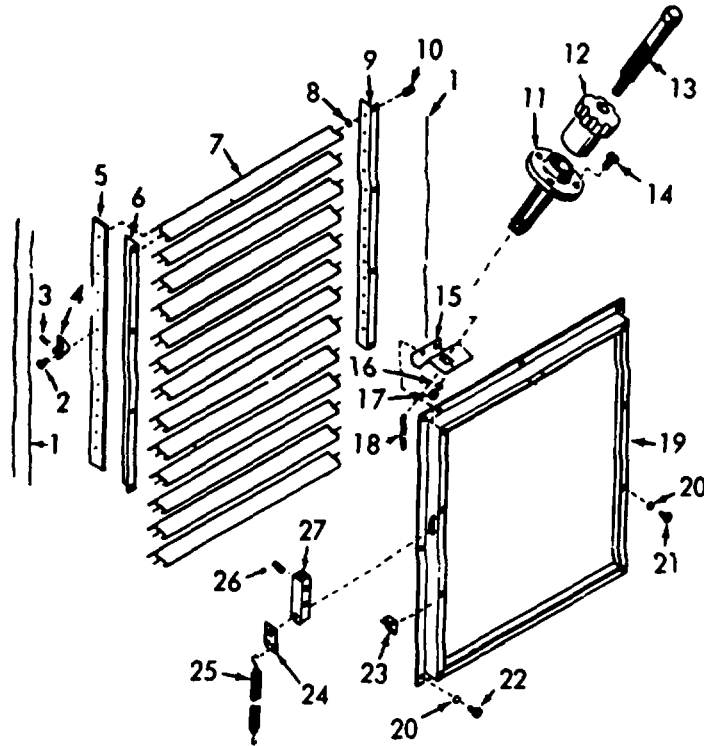
ME 4320-225-35P/49

Figure 49. Muffler, Pipe.

INDEX TO PARTS, FIGURE 49

Reference Number	Functional Group	Item Name
1	0401	CAP
2	0401	LOOP
3	0401	MUFFLER
4	0401	PIPE
5	0401	WASHER
6	0401	NUT
7	0401	SCREW
8	0401	PLUG
9	0401	BUSHING
10	0401	TEE

Figure 49. Muffler, Pipe



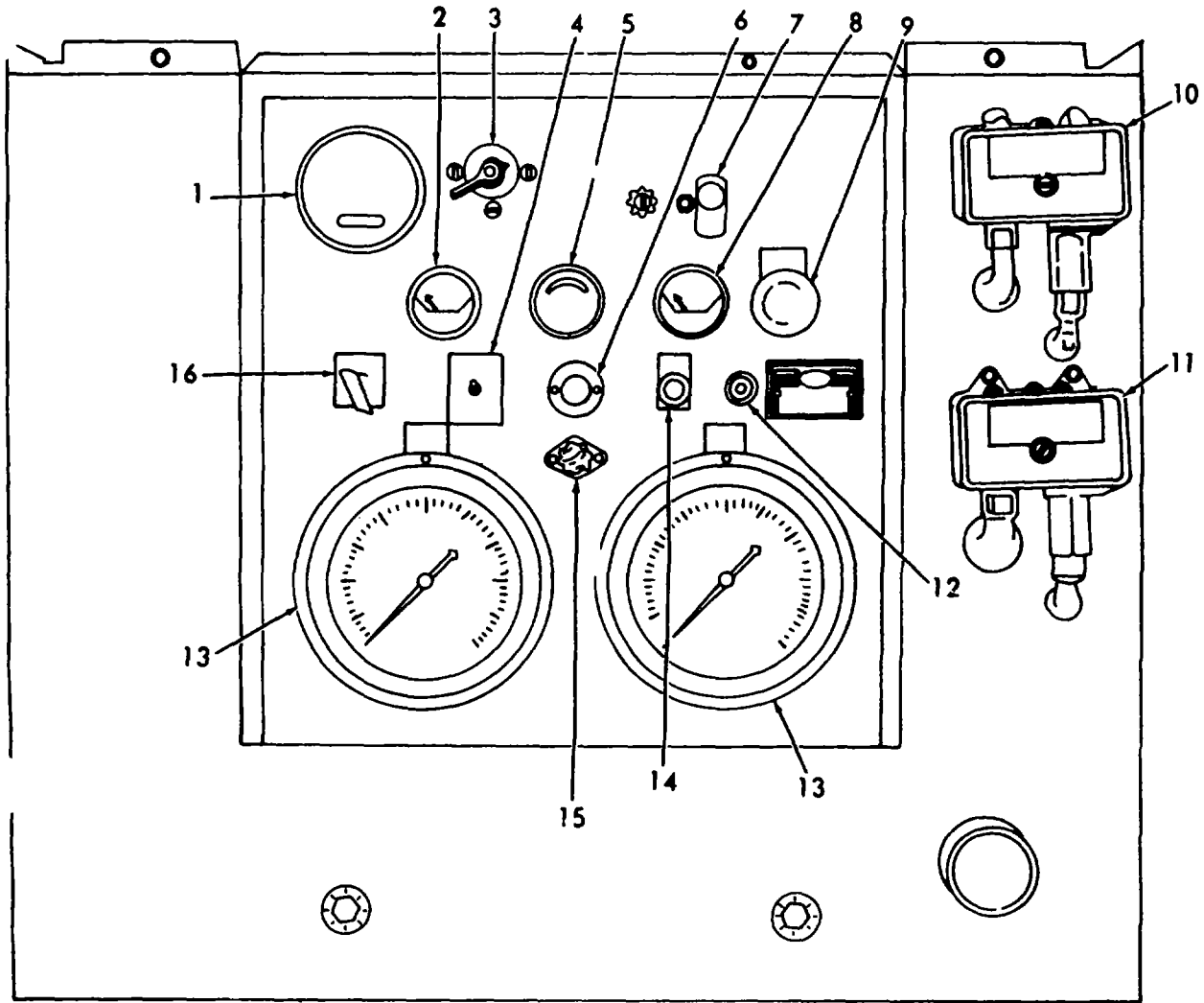
ME 4320-225-35P/50

Figure 50. Shutter.

INDEX TO PARTS, FIGURE 50

Reference Number	Functional Group	Item Name	Reference Number	Functional Group	Item Name
1	0501	WIRE	15	0501	BRACKET
2	0501	SCREW	16	0501	WASHER
3	0501	PIN	17	0501	NUT
4	0501	STUD	18	0501	FLEXIBLE TUBING
5	0501	BAR	19	0501	FRAME
6	0501	ANGLE	20	0501	WASHER
7	0501	SHUTTER AY	21	0501	SCREW
8	0501	WASHER	22	0501	SCREW
9	0501	ANGLE	23	0501	BRACKET
10	0501	BUSHING	24	0501	ANCHOR
11	0501	BRACKET AY	25	0501	SPRING
12	0501	NUT	26	0501	SETSCREW
13	0501	SHAFT	27	0501	END
14	0501	SCREW			

Figure 50. Shutter



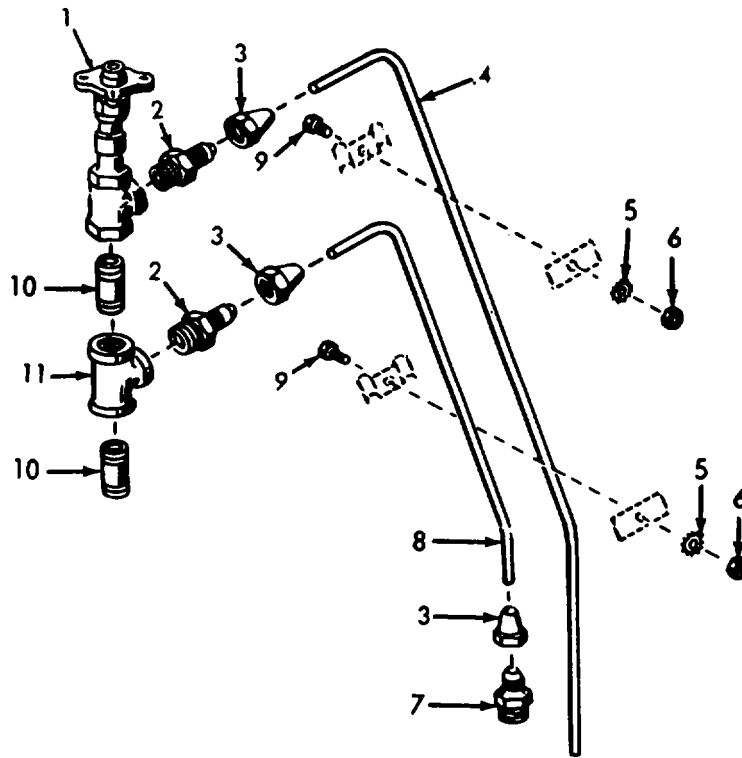
ME 4320-225-35P/51

Figure 51. Control Panel.

INDEX TO PARTS, FIGURE 51

Reference Number	Functional Group	Item Name
1	4701	TACHOMETER
2	4702	GAGE
3	0607	SWITCH
4	0607	SWITCH
5	0607	AMMETER
6	0607	LIGHT
7	0607	SWITCH
8	0607	THERMOMETER
9	0311	PUMP
10	0607	SWITCH
11	0607	SWITCH
12	0312	CONTROL AY
13	4702	GAGE
14	0607	SWITCH
15	0608	POST
16	0312	CONTROL AY

Figure 51. Control Panel.



ME 4320-225-35P/52

Figure 52. Vent Valve, Lines and Fittings.

INDEX TO PARTS, FIGURE 52

Reference Number	Functional Group	Item Name
1	5513	VALVE
2	5513	ADAPTER
3	5513	NUT
4	5513	TUBE
5	5513	WASHER
6	5513	NUT
7	5513	ADAPTER
8	5513	TUBE
9	5513	SCREW
10	5513	NIPPLE
11	5513	TEE

Figure 52. Vent Valve, Lines and Fittings.

**SECTION IV INDEX-FEDERAL STOCK NUMBER AND REFERENCE NUMBER
CROSS-REFERENCE TO INDEX NUMBER**

<u>STOCK NUMBER</u>	<u>INDEX NUMBER</u>	<u>STOCK NUMBER</u>	<u>INDEX NUMBER</u>
1015-713-6139	00884	2805-374-4003	00176
2510-039-7579	00807	2805-374-4004	00178
2510-039-7579	00856	2805-374-4005	00213
2590-141-8693	00881	2805-374-4010	00426
2805-024-2092	00170	2805-374-4011	00402
2805-030-0781	00238	2815-374-4060	00033
2805-030-0875	00382	2805-374-4104	00199
2805-033-5011	00224	2805-374-4187	00239
2805-187-4321	00316	2805-374-8974	00083
2805-190-4220	00561	2805-374-9863	00189
2805-190-4220	01597	2805-383-3838	00423
2805-190-4220	02215	2805-383-7592	00144
2805-274-3403	00349	2805-383-7592	00275
2805-288-4981	00247	2805-383-8939	00121
2805-288-4987	00246	2805-383-8939	00443
2805-297-9695	00378	2805-388-7819	00051
2805-317-6470	00127	2805-388-7820	00200
2805-317-6470	00577	2805-388-7822	00124
2805-329-2816	00353	2805-388-7822	00216
2805-347-1865	00010	2805-388-7824	00488
2805-347-1865	00125	2805-388-7825	00489
2805-353-8738	00257	2805-389-6555	00197
2805-353-8743	00408	2805-392-4632	00082
2805-353-6745	00147	2805-392-4632	00204
2805-353-8745	00308	2805-393-6408	00106
2805-353-8748	00040	2805-393-6408	00440
2805-353-8748	00265	2805-393-6414	00042
2805-353-8815	00161	2805-393-6414	01003
2805-353-8909	00036	2805-393-6439	00024
2805-353-8909	00262	2805-393-6439	00267
2805-353-8911	00384	2805-393-6441	00039
2805-353-8912	00167	2805-393-6441	00485
2805-353-8913	00445	2805-424-3495	00215
2805-353-8914	00393	2805-430-7344	00100
2805-353-8915	00450	2805-430-7344	00135
2805-353-8916	00268	2805-447-1460	00340
2805-353-8917	00132	2805-509-0348	00311
2805-353-8917	00271	2805-509-0349	00415
2805-353-8919	00296	2805-509-0350	00421
2805-353-8920	00151	2805-509-2043	00374
2805-353-8920	00324	2805-527-7244	00023
2805-353-8921	00152	2805-527-7244	00266
2805-353-8921	00325	2805-527-7710	00038
2805-353-8923	00087	2805-530-2591	00041
2805-353-8923	00174	2805-530-2591	01002
2805-353-8924	00179	2805-530-7344	02216
2805-353-8924	00212	2805-546-5912	00133
2805-353-8995	00251	2805-546-5912	00273
2805-358-4336	00702	2805-555-5925	00228
2805-358-4664	00708	2805-555-5926	00222
2805-358-5074	00729	2805-560-9324	00297
2805-358-5674	00744	2805-562-1171	00008
2805-362-0525	00312	2805-569-4213	00383
2805-362-9287	00352	2805-573-0279	01897
2805-363-4663	00187	2805-585-1499	00409
2805-364-4935	00196	2805-585-9942	00410
2805-367-4667	00169	2805-589-8087	00304
2805-371-5019	00339	2805-597-9210	00188
2805-374-4001	00177	2805-605-5031	00117
2805-374-4002	00775	2805-649-8426	00404

**SECTION IV INDEX-FEDERAL STOCK NUMBER AND REFERENCE NUMBER
CROSS-REFERENCE TO INDEX NUMBER (Continued)**

<u>STOCK NUMBER</u>	<u>INDEX NUMBER</u>	<u>STOCK NUMBER</u>	<u>INDEX NUMBER</u>
2805-662-8415	00094	2910-309-5694	00875
2805-662-8415	00272	2910-321-3335	00552
2805-664-8917	00442	2910-328-9604	00837
2805-691-7800	00315	2910-329-0112	00504
2805-695-2145	00012	2910-353-0609	00662
2805-700-5481	00574	2910-354-4639	00506
2805-717-9647	00172	2910-354-4785	00566
2805-718-5463	00344	2910-354-4854	00565
2805-737-5994	00292	2910-354-4974	00512
2805-741-1054	00295	2910-358-4283	00771
2805-752-0838	00860	2910-360-3670	00792
2805-774-9434	00252	2910-360-3670	00841
2805-776-0542	00005	2910-360-3676	00804
2805-779-8164	00425	2910-360-3676	00814
2805-790-4929	00346	2910-360-3676	00863
2805-808-4287	00242	2910-360-3678	00806
2805-830-0244	00004	2910-360-3678	00855
2805-830-5527	00143	2910-360-6877	00537
2805-830-5527	00323	2910-362-3083	00776
2805-972-7993	00219	2910-364-6862	00573
2805-972-7994	00220	2910-367-3621	00544
2815-030-0853	00148	2910-367-4847	00507
2815-030-0853	00309	2910-367-4880	00516
2815-324-7631	00150	2910-367-4912	00529
2815-324-7631	00314	2910-367-4912	00530
2815-327-6371	00157	2910-367-4935	00542
2815-327-6371	00181	2910-371-4733	00579
2815-337-1917	00322	2910-371-5823	00563
2815-374-4060	00335	2910-374-6036	00501
2815-507-3983	00282	2910-374-8563	00665
2815-507-4083	00034	2910-374-8580	00637
2815-507-4085	00131	2910-377-5049	00770
2815-507-4085	00270	2910-378-2994	00536
2815-507-4094	00406	2910-392-4818	00508
2815-555-5945	00233	2910-392-4818	00509
2815-562-1163	00149	2910-392-4953	00655
2815-562-1163	00313	2910-392-4959	01594
2815-678-5740	00015	2910-392-4960	01593
2815-702-7281	00086	2910-392-4962	01592
2815-702-7281	00245	2910-393-6102	01618
2815-707-6949	00017	2910-422-6389	00515
2815-857-0550	00441	2910-424-4990	00510
2815-857-0551	00399	2910-429-5133	00513
2815-897-3027	00035	2910-496-0019	00514
2815-897-3027	00126	2910-508-6486	00548
2910-024-2709	01620	2910-522-5406	00535
2910-096-8453	00791	2910-529-8580	00630
2910-096-8453	00840	2910-530-7296	00777
2910-141-2440	01524	2910-598-9069	00547
2910-176-4106	00553	2910-605-5329	00525
2910-176-7147	00567	2910-629-2299	00009
2910-200-4282	00805	2910-698-6920	30781
2910-200-4282	00854	2910-703-3652	00794
2910-213-1046	00682	2910-703-3652	00843
2910-214-2707	01589	2910-703-3653	00815
2910-288-0403	00580	2910-703-3653	00864
2910-288-0403	00772	2910-709-7371	00797
2910-293-4256	00503	2910-709-7371	00850
2910-294-1579	00348	2910-709-7373	00802
2910-309-5694	00826	2910-709-7373	00846

**SECTION IV INDEX-FEDERAL STOCK NUMBER AND REFERENCE NUMBER
CROSS-REFERENCE TO INDEX NUMBER (Continued)**

<u>STOCK NUMBER</u>	<u>INDEX NUMBER</u>	<u>STOCK NUMBER</u>	<u>INDEX NUMBER</u>
2910-734-7386	00572	2920-356-1221	01542
2910-774-3736	00569	2920-358-7945	01543
2910-778-9692	00778	2920-363-8306	01300
2910-875-9573	00824	2920-363-8310	01299
2910-875-9573	00873	2920-363-9464	01359
2910-970-0092	00882	2920-363-9465	01358
2910-977-8741	00825	2920-364-3608	01347
2910-977-8741	00874	2920-366-7165	01399
2910-987-6443	00831	2920-366-7174	01401
2920-024-2154	01408	2920-371-5122	01120
2920-047-2652	01400	2920-371-5237	01216
2920-047-2689	01426	2920-374-4562	01465
2920-075-5284	01650	2920-376-8328	01196
2920-075-5284	01757	2920-376-8339	01390
2920-075-5285	01377	2920-376-8345	01438
2920-075-5285	01755	2920-376-8349	01439
2920-075-5286	01373	2920-378-2913	01130
2920-075-5286	01751	2920-378-3111	01659
2920-075-5287	01375	2920-392-2672	01266
2920-075-5287	01753	2920-392-4963	01771
2920-075-5288	01376	2920-393-7303	01362
2920-075-5288	01754	2920-393-7304	01379
2920-075-5289	01374	2920-424-3533	01568
2920-075-5289	01752	2920-424-3820	01528
2920-075-5290	01378	2920-424-3821	01526
2920-075-5290	01756	2920-428-7543	01514
2920-142-0321	01147	2920-428-7583	01412
2920-213-1494	01115	2920-428-7586	01416
2920-217-3489	01523	2920-496-4747	01456
2920-249-8283	01231	2920-496-4752	01455
2920-253-1186	01552	2920-496-4755	01549
2920-257-8921	01628	2920-496-4760	01500
2920-269-7111	01342	2920-496-4770	01553
2920-284-1430	01289	2920-496-4803	01460
2920-287-8530	01466	2920-496-4820	01479
2920-287-8943	01272	2920-497-7712	01521
2920-291-8039	01229	2920-497-7712	01522
2920-293-5158	01265	2920-504-1611	01122
2920-294-3834	01453	2920-504-1762	01163
2920-309-8462	01442	2920-504-1781	01162
2920-321-3140	01349	2920-504-1803	01207
2920-325-4817	01414	2920-504-1818	01208
2920-325-4823	01394	2920-509-9546	01138
2920-333-5352	01415	2920-514-4920	01413
2920-353-9776	01315	2920-516-9832	01165
2920-353-9840	01308	2920-536-5414	01237
2920-353-9868	01333	2920-536-5415	01217
2920-353-9869	01332	2920-536-5423	01271
2920-353-9905	01188	2920-538-0353	01290
2920-353-9908	01189	2920-563-8383	01458
2920-353-9912	01171	2920-567-1542	01177
2920-353-9913	01174	2920-569-1183	01459
2920-353-9947	01136	2920-586-2051	01168
2920-354-0154	01127	2920-597-4153	01230
2920-354-0156	01128	2920-597-7225	01587
2920-354-0157	01135	2920-597-9932	01348
2920-354-0252	01483	2920-602-4263	01535
2920-354-0261	01480	2920-603-5013	01391
2920-354-0750	01395	2920-606-8935	01440
2920-354-0758	01519	2920-606-8936	01422

**SECTION IV INDEX-FEDERAL STOCK NUMBER AND REFERENCE NUMBER
CROSS-REFERENCE TO INDEX NUMBER (Continued)**

<u>STOCK NUMBER</u>	<u>INDEX NUMBER</u>	<u>STOCK NUMBER</u>	<u>INDEX NUMBER</u>
2920-606-8943	01406	2930-353-8925	01045
2920-629-1905	01389	2930-353-8925	01070
2920-635-0614	01166	2930-358-6028	00951
2920-636-8918	01327	2930-371-5034	01046
2920-640-7794	01518	2930-371-5034	01071
2920-641-1226	01554	2930-371-5035	01038
2920-669-5130	01295	2930-371-5035	01062
2920-692-4325	01530	2930-374-4072	01083
2920-705-4057	01137	2930-374-4148	00185
2920-725-6509	01513	2930-374-8581	01085
2920-725-6513	01548	2930-374-8584	00945
2920-730-6264	01591	2930-391-2858	00942
2920-730-6361	01464	2930-393-6415	00043
2920-734-8954	01278	2930-393-6415	01004
2920-737-2081	01227	2930-393-6417	00025
2920-737-3225	01276	2930-393-6417	01001
2920-741-6314	01225	2930-485-3315	00989
2920-753-8762	01161	2930-506-4857	01034
2920-753-8763	01164	2930-506-4857	01090
2920-773-2109	01410	2930-506-4858	01028
2920-793-1819	01396	2930-569-4677	00990
2920-795-0206	01398	2930-574-9249	00026
2920-795-0206	01419	2930-574-9249	01036
2920-798-1229	01407	2930-574-9249	01059
2920-805-2646	01569	2930-601-9139	01014
2920-830-1556	01679	2930-696-4671	01012
2920-830-7803	01427	2930-718-9525	00948
2920-830-7803	01484	2930-737-6329	00401
2920-830-8761	01387	2930-775-8979	01040
2920-836-0814	01117	2930-775-8979	01064
2920-838-5507	01126	2930-775-8979	01092
2920-848-4599	01386	2930-776-0541	01052
2920-876-2710	01425	2930-778-2829	01069
2920-891-3838	01677	2930-785-3554	00965
2920-891-3838	01678	2930-877-2136	00944
2920-896-2167	01705	2930-885-8387	00993
2920-896-2168	01270	2940-033-6068	00345
2920-896-2169	01721	2940-141-9026	00366
2920-896-2170	01704	2940-253-7257	00364
2920-900-1631	01288	2940-309-8315	00337
2925-374-4561	01502	2940-309-8323	00244
2925-496-4810	01457	2940-350-7622	00369
2930-099-0980	00949	2940-351-9600	00592
2930-141-9380	01030	2940-351-9601	00584
2930-141-9380	01054	2940-353-4964	00586
2930-141-9381	00947	2940-358-4534	00591
2930-171-6575	00018	2940-358-4534	00599
2930-171-6575	00376	2940-367-6182	00588
2930-214-2336	00998	2940-367-6182	00596
2930-293-6954	00943	2940-371-3334	00359
2930-305-9852	01019	2940-374-8573	00663
2930-311-7669	01073	2940-374-8573	00664
2930-325-4724	00019	2940-374-8576	00609
2930-325-4724	00377	2940-393-5988	00361
2930-331-7669	01048	2940-505-6714	00358
2930-339-4870	01061	2940-522-5969	00594
2930-939-4870	01089	2940-532-3535	00367
2930-353-5506	00946	2940-679-3595	00371
2930-353-8747	00351	2940-732-1182	00611
2930-353-8925	00029	2940-752-9093	00363

**SECTION IV INDEX-FEDERAL STOCK NUMBER AND REFERENCE NUMBER
CROSS-REFERENCE TO INDEX NUMBER (Continued)**

<u>STOCK NUMBER</u>	<u>INDEX NUMBER</u>	<u>STOCK NUMBER</u>	<u>INDEX NUMBER</u>
2990-075-5281	00063	3110-157-0439	00705
2990-0 5-5282	00065	3110-275-0010	00703
2990-075-5283	00064	3110-838-5033	00783
2990-141-9693	00890	3110-838-5033	00816
2990-309-8316	00764	3110-838-5033	00833
2990-309-8317	00763	3110-838-5033	00866
2990-309-8320	00749	3120-098-6273	00193
2990-309-8321	00750	3120-288-4982	00248
2990-309-8322	00759	3120-354-2925	00706
2990-351-6358	00016	3120-608-1453	01221
2990-354-2921	00709	3120-608-1453	01239
2990-354-2927	00738	3120-661-3432	01273
2990-354-2930	00747	3120-661-7012	01515
2990-354-2932	00701	4320-075-5263	02136
2990-358-4785	00698	4320-213-1108	02137
2990-368-6717	00697	4320-214-2703	02024
2990-374-3996	00171	4320-298-5345	02164
2990-374-5324	00715	4320-300-7033	01088
2990-374-5326	00713	4320-300-7034	01832
2990-374-5326	00716	4320-300-7035	01833
2990-374-5329	00733	4320-300-7036	01835
2990-374-5331	00734	4320-300-7037	01817
2990-374-5332	00745	4320-300-7038	01816
2990-374-5334	00727	4320-300-7039	01834
2990-374-5335	00737	4320-300-7040	01809
2990-374-8564	00889	4320-300-7041	01789
2990-374-8574	00464	4320-300-7042	01790
2990-374-8575	00462	4320-300-7043	01823
2990-374-8578	00476	4320-300-7045	01821
2990-374-8582	00696	4320-300-7051	01086
2990-377-4948	00891	4320-300-7052	01799
2990-395-4753	00695	4320-307-7132	00924
2990-598-7055	00739	4320-307-7156	00921
2990-641-3739	00726	4320-318-6639	01986
2990-718-5474	00475	4320-371-3973	02021
2990-730-6310	00473	4320-371-3974	00070
2990-795-9563	00895	4320-371-4402	01965
2990-831-0115	00758	4320-371-4538	01985
3020-562-1161	00269	4320-374-2810	02109
3030-892-4154	01079	4320-374-2811	02066
3040-371-5584	00752	4320-374-2811	02067
3040-371-5584	00757	4320-374-2811	02068
3040-371-5584	01579	4320-374-2812	02063
3040-371-5584	01580	4320-374-2812	02064
3040-541-6884	01294	4320-374-2813	02049
3110-144-8494	00704	4320-374-2814	02050
3110-144-8662	02043	4320-374-2814	02117
3110-144-8662	02045	4320-374-2815	02110
3110-144-8662	02046	4320-374-2815	02111
3110-156-3510	01123	4320-374-2815	02115
3110-156-3537	01169	4320-374-2816	02112
3110-156-3550	01124	4320-374-2816	02113
3110-156-4213	01029	4320-374-2816	02114
3110-156-4213	01053	4320-374-2817	02057
3110-156-4854	02042	4320-374-2817	02061
3110-156-4854	02047	4320-374-2817	02062
3110-156-5456	02044	4320-374-2818	02058
3110-156-6705	01393	4320-374-2818	02059
3110-156-6705	01454	4320-374-2818	02060
3110-157-0200	01392	4320-374-2819	01987

**SECTION IV INDEX-FEDERAL STOCK NUMBER AND REFERENCE NUMBER
CROSS-REFERENCE TO INDEX NUMBER (Continued)**

<u>STOCK NUMBER</u>	<u>INDEX NUMBER</u>	<u>STOCK NUMBER</u>	<u>INDEX NUMBER</u>
4320-374-2819	01989	4710-277-5526	01944
4320-374-2820	01967	4710-277-5526	01946
4320-374-2820	01971	4710-277-5526	01948
4320-374-2822	01972	4710-277-5526	01950
4320-374-2822	01973	4710-277-5526	01952
4320-374-2823	01968	4710-277-5526	01954
4320-374-2823	01969	4710-277-5526	01956
4320-374-2823	01970	4710-277-5527	00677
4320-374-2824	02048	4710-277-5527	00679
4320-374-2956	01830	4710-277-5527	00681
4320-374-2957	01838	4710-277-5527	02172
4320-374-2958	01829	4710-277-5527	02176
4320-374-2959	01831	4710-277-5527	02196
4320-374-2960	01813	4710-277-5529	00830
4320-374-8565	01812	4710-277-5529	00879
4320-374-8566	01840	4710-350-9888	01636
4320-374-8567	01818	4710-640-0642	00395
4320-374-8568	01667	4710-640-0642	02208
4320-374-8568	01836	4710-691-8219	02173
4320-374-8569	01810	4720-068-0210	02207
4320-374-8570	01819	4720-223-8735	00392
4320-374-8571	01653	4720-223-8735	02206
4320-374-8577	01841	4720-235-4117	01006
4320-377-4926	01977	4720-235-4119	01008
4320-377-4926	01979	4720-248-1098	00928
4320-377-4927	01978	4720-278-8593	00612
4320-377-4927	01982	4720-289-0063	01010
4320-377-8900	00463	4720-715-7590	01009
4320-377-8902	00045	4720-715-7591	00391
4320-377-8903	00003	4720-831-0035	01011
4320-378-2716	01582	4720-832-8291	00388
4320-389-6459	01822	4730-010-3867	00102
4320-389-6460	01839	4730-010-3867	00138
4320-390-8730	01976	4730-010-3874	00104
4320-390-8731	01990	4730-010-3874	00137
4320-393-6312	02163	4730-010-3874	00284
4320-395-4752	01837	4730-010-3874	00491
4320-510-6794	02118	4730-010-3875	00136
4320-510-6794	02119	4730-011-2304	00286
4320-532-7782	01842	4730-011-2304	01032
4320-532-7783	01820	4730-011-2304	01056
4320-535-1929	02083	4730-011-3175	00653
4320-535-1929	02084	4730-011-6452	01616
4320-691-8235	01938	4730-011-8539	02171
4320-773-1809	02094	4730-011-8539	02175
4320-773-1809	02120	4730-011-8539	02192
4320-778-7615	01991	4730-011-8831	01297
4330-354-5015	00511	4730-012-1758	02195
4710-200-0365	00973	4730-014-0682	00394
4710-202-6750	00897	4730-014-2430	00447
4710-277-5524	00828	4730-014-2430	01930
4710-277-5524	00877	4730-014-2430	01958
4710-277-5525	00448	4730-014-4027	00899
4710-277-5525	01617	4730-018-9566	01321
4710-277-5525	01959	4730-018-9566	02006
4710-277-5525	02193	4730-042-8988	00428
4710-277-5526	00669	4730-042-8988	02007
4710-277-5526	00671	4730-044-4040	00354
4710-277-5526	00673	4730-044-4040	01916
4710-277-5526	00675	4730-044-4569	02004

**SECTION IV INDEX-FEDERAL STOCK NUMBER AND REFERENCE NUMBER
CROSS-REFERENCE TO INDEX NUMBER (Continued)**

<u>STOCK NUMBER</u>	<u>INDEX NUMBER</u>	<u>STOCK NUMBER</u>	<u>INDEX NUMBER</u>
4730-044-4587	01793	4730-278-3397	00528
4730-045-8864	00526	4730-278-3879	00887
4730-050-4208	01901	4730-276-4284	00357
4730-081-0286	01612	4730-278-5754	01172
4730-142-1851	00101	4730-278-5754	01175
4730-142-1851	00259	4730-287-0921	00905
4730-142-2177	00622	4730-287-1611	01000
4730-142-2227	00859	4730-288-8253	02005
4730-174-4504	02128	4730-288-9421	01919
4730-187-4200	02001	4730-288-9426	00444
4730-188-1901	00396	4730-288-9440	00634
4730-193-0875	02127	4730-288-9916	00988
4730-196-0888	00992	4730-289-0587	01915
4730-196-1496	01015	4730-289-1230	02154
4730-196-1496	01017	4730-289-2876	00667
4730-196-1508	00398	4730-289-5176	00103
4730-196-1546	02179	4730-289-5176	00654
4730-196-2080	02134	4730-289-5176	01794
4730-200-0258	00801	4730-289-5176	02002
4730-200-0258	00852	4730-289-5176	02003
4730-202-6663	00629	4730-289-5176	02008
4730-202-6669	00347	4730-293-7466	00995
4730-202-6669	02158	4730-293-7715	00418
4730-202-6671	00627	4730-310-9631	00997
4730-202-7572	00368	4730-329-9856	02149
4730-202-8428	01939	4730-329-9856	02152
4730-203-9635	00865	4730-351-6356	00022
4730-204-1993	00648	4730-351-6356	00407
4730-223-6439	02130	4730-358-5965	00607
4730-231-5632	01615	4730-358-5965	00994
4730-233-0765	02129	4730-359-3872	00652
4730-240-1739	01935	4730-364-4965	00405
4730-240-1739	02185	4730-382-7583	00628
4730-246-9190	00355	4730-385-0156	02177
4730-249-1478	00633	4730-385-0156	02180
4730-249-2031	01023	4730-391-3739	00350
4730-249-2031	02189	4730-391-3771	01911
4730-249-2031	02190	4730-402-5394	02178
4730-250-7905	01035	4730-402-5394	02181
4730-250-7905	01058	4730-475-8999	00285
4730-254-6243	02188	4730-475-8999	00420
4730-256-4209	01614	4730-517-5315	00527
4730-265-6910	00649	4730-524-5639	00803
4730-266-0532	01613	4730-524-5639	00853
4730-266-0536	00623	4730-529-4842	00283
4730-266-0536	01913	4730-533-2920	00888
4730-266-0536	02153	4730-537-8847	00789
4730-266-0537	00624	4730-537-8847	00839
4730-266-0537	02155	4730-540-2612	00338
4730-268-3709	01940	4730-541-3406	00798
4730-270-4586	01912	4730-541-3406	00851
4730-277-1895	00626	4730-554-8138	00636
4730-277-1895	01914	4730-568-8646	00823
4730-277-5495	02131	4730-568-8646	00872
4730-277-5495	02132	4730-595-4681	00635
4730-277-5552	01900	4730-595-4681	01918
4730-277-8265	00632	4730-623-5092	00449
4730-277-8273	00356	4730-625-2531	00397
4730-277-8739	01578	4730-639-9730	01899
4730-278-3388	01904	4730-720-0102	01910

**SECTION IV INDEX-FEDERAL STOCK NUMBER AND REFERENCE NUMBER
CROSS-REFERENCE TO INDEX NUMBER (Continued)**

<u>STOCK NUMBER</u>	<u>INDEX NUMBER</u>	<u>STOCK NUMBER</u>	<u>INDEX NUMBER</u>
4730-725-0537	00996	5305-206-0169	01437
4730-730-5913	00999	5305-207-5599	00730
4730-730-6049	01931	5305-208-1434	02013
4730-769-8890	00799	5305-225-3839	01622
4730-769-8890	00844	5305-225-3840	00900
4730-773-1811	02106	5305-225-3840	01099
4730-793-9439	01016	5305-225-9087	00604
4730-827-9291	02157	5305-253-5614	01492
4730-902-8990	00651	5305-261-1874	00299
4730-968-6129	00419	5305-261-1981	02015
4820-174-1402	01960	5305-263-8071	00302
4820-203-3975	02200	5305-267-8957	00723
4820-203-3975	02201	5305-267-8974	01267
4820-287-4253	02198	5305-267-8974	01623
4820-287-4253	02199	5305-269-3206	01735
4820-287-4268	02162	5305-269-3206	01796
4820-287-5627	00683	5305-269-3206	01846
4820-287-5627	00684	5305-269-3206	01848
5305-011-3231	01892	5305-269-3209	01730
5305-012-1832	01434	5305-269-3209	01869
5305-012-1887	01102	5305-269-3210	00307
5305-012-7650	01768	5305-269-3210	01245
5305-013-2768	01936	5305-269-3211	00303
5305-013-7632	00057	5305-269-3211	00306
5305-013-7632	02018	5305-269-3211	00435
5305-013-9045	02103	5305-269-3211	00660
5305-017-9835	00205	5305-269-3211	00661
5305-017-9885	02093	5305-269-3211	01244
5305-018-6282	01020	5305-269-3211	01732
5305-018-6285	01565	5305-269-3211	01795
5305-019-1944	00310	5305-269-3211	01844
5305-021-5947	00054	5305-269-3211	01870
5305-042-0480	01541	5305-269-3211	02009
5305-042-8264	02012	5305-269-3214	00186
5305-043-1966	02010	5305-269-3214	00300
5305-044-5503	01286	5305-269-3214	00433
5305-045-1988	00434	5305-269-3214	01021
5305-045-1988	01249	5305-269-3214	01287
5305-045-3292	01139	5305-269-3223	01566
5305-050-1076	01248	5305-269-3223	01567
5305-058-2078	01894	5305-269-3227	00305
5305-059-3659	00960	5305-269-3236	01733
5305-059-3659	01625	5305-272-5042	00532
5305-067-9897	01103	5305-272-5065	01346
5305-067-9897	01798	5305-272-5067	01141
5305-067-9897	01847	5305-272-5067	01144
5305-067-9897	01851	5305-272-5552	00517
5305-068-0498	00957	5305-275-6835	01251
5305-068-0500	01100	5305-276-8500	00533
5305-068-0500	01343	5305-276-8507	01140
5305-068-0501	00958	5305-276-8519	02144
5305-068-0501	01845	5305-281-6387	01540
5305-068-0504	00471	5305-282-5865	00105
5305-068-0506	00902	5305-285-4540	01494
5305-068-0506	00959	5305-285-4674	01436
5305-068-0506	01101	5305-285-5268	01491
5305-068-0506	01709	5305-285-5269	00571
5305-068-0507	00901	5305-286-0923	01488
5305-071-1774	00055	5305-286-1493	02187
5305-180-0037	01539	5305-290-2574	00962

**SECTION IV INDEX-FEDERAL STOCK NUMBER AND REFERENCE NUMBER
CROSS-REFERENCE TO INDEX NUMBER (Continued)**

<u>STOCK NUMBER</u>	<u>INDEX NUMBER</u>	<u>STOCK NUMBER</u>	<u>INDEX NUMBER</u>
5305-333-5075	00963	5305-984-7342	01193
5305-354-0260	01490	5305-988-1171	01626
5305-363-3582	01312	5305-988-1720	01194
5305-367-4219	00534	5305-988-1724	00961
5305-376-8301	00206	5305-988-1724	01797
5305-379-8379	01146	5305-988-1724	01849
5305-440-0065	00691	5305-988-1724	01850
5305-514-8436	01240	5305-988-1727	01710
5305-543-2753	00725	5305-988-3786	01226
5305-543-2753	01192	5305-989-7434	01493
5305-543-2753	01311	5305-989-7435	01496
5305-545-0834	00301	5305-993-1848	00755
5305-577-5462	01246	5305-993-1851	01937
5305-577-5462	01731	5305-993-2463	01769
5305-579-4624	01670	5306-010-9132	00916
5305-582-6646	00603	5306-010-9137	00915
5305-610-5469	01428	5306-010-9229	00918
5305-616-4831	01309	5306-038-1958	00080
5305-616-4831	01495	5306-038-1958	00250
5305-616-6370	01621	5306-051-4076	00625
5305-619-5762	00518	5306-141-2706	00341
5305-637-1124	01497	5306-151-1414	00722
5305-637-7541	01310	5306-225-8496	00487
5305-638-3378	00570	5306-225-8496	00605
5305-638-5684	01397	5306-225-8497	00694
5305-638-5684	01418	5306-225-8499	00343
5305-638-5684	01435	5306-225-8499	01081
5305-638-9552	01433	5306-225-8499	01082
5305-647-2059	01430	5306-225-8499	01097
5305-656-7429	01770	5306-225-8511	00342
5305-688-2018	01247	5306-225-9087	00606
5305-710-4185	01250	5306-225-9089	00460
5305-716-8183	00056	5306-226-8499	00917
5305-723-9387	02107	5306-261-3398	01125
5305-724-5885	02143	5306-263-7328	00461
5305-724-6736	02108	5306-268-5963	01966
5305-733-7613	01191	5306-275-1587	00088
5305-799-0889	00724	5306-276-8166	00079
5305-803-9742	01143	5306-276-8212	00249
5305-803-9742	01145	5306-276-8456	01292
5305-813-9608	00531	5306-281-5140	00195
5305-813-9608	00540	5306-281-5315	00707
5305-855-0970	01852	5306-291-1131	00298
5305-855-0974	00439	5306-298-8021	00429
5305-889-3002	01142	5306-362-0737	02011
5305-889-3002	01344	5306-362-0737	02014
5305-889-3002	01431	5306-367-6180	00587
5305-954-5207	01893	5306-367-6180	00595
5305-954-8134	01671	5306-393-6440	00240
5305-954-8998	01432	5306-396-0855	00362
5305-957-2635	01291	5306-400-0625	00089
5305-957-2644	01277	5306-428-6563	01170
5305-978-9393	00437	5306-550-9129	01293
5305-978-9396	00438	5306-622-9486	01195
5305-983-5347	00436	5306-637-8665	00360
5305-984-5687	01734	5307-207-1272	00119
5305-984-6192	01345	5307-207-4314	00139
5305-984-6193	01429	5307-260-8834	02035
5305-984-6193	01627	5307-261-0393	02033
5305-984-6194	01624	5307-261-0393	02034

**SECTION IV INDEX-FEDERAL STOCK NUMBER AND REFERENCE NUMBER
CROSS-REFERENCE TO INDEX NUMBER (Continued)**

<u>STOCK NUMBER</u>	<u>INDEX NUMBER</u>	<u>STOCK NUMBER</u>	<u>INDEX NUMBER</u>
5307-265-9187	00113	5310-010-6497	00976
5307-268-5751	00494	5310-010-6497	00978
5307-268-5758	01022	5310-010-6497	01637
5307-268-5760	00118	5310-010-6497	01687
5307-268-5760	00120	5310-010-6497	01961
5307-269-6725	02030	5310-010-7829	00991
5307-269-6725	02032	5310-010-8579	00455
5307-275-3709	00141	5310-011-0405	00163
5307-281-6823	02031	5310-011-0405	00190
5307-297-8313	00115	5310-011-0405	00329
530/7422-6153	00114	5310-011-4603	00742
5307-447-1449	00412	5310-011-4604	01107
5307-447-7372	00111	5310-011-4604	01856
5307-447-7438	00116	5310-011-4606	01739
5307-538-5323	00140	5310-011-5545	02203
5307-569-1180	01501	5310-011-5547	01772
5307-715-7389	00107	5310-011-5547	01774
5307-717-9648	01033	5310-011-5548	00453
5307-717-9648	01057	5310-011-5548	01098
5307-818-1254	00109	5310-011-5548	01106
5307-842-8171	00318	5310-011-5548	01108
5310-010-3128	00048	5310-011-5549	00685
5310-010-3319	00334	5310-011-5549	01258
5310-010-3319	00430	5310-011-5549	01773
5310-010-3319	00619	5310-011-5549	01802
5310-010-3319	00754	5310-011-5549	01803
5310-010-3319	00977	5310-011-5549	01871
5310-010-3319	00984	5310-011-5551	00208
5310-010-3319	01049	5310-011-6117	01509
5310-010-3319	01074	5310-011-7049	01727
5310-010-3319	01110	5310-012-0214	00686
5310-010-3319	01640	5310-012-0214	01206
5310-010-3319	01641	5310-012-0367	00894
5310-010-3319	01711	5310-012-0367	01601
5310-010-3319	01858	5310-012-0378	01336
5310-010-3320	00479	5310-012-0380	00906
5310-010-3320	00618	5310-012-0380	00907
5310-010-3320	00620	5310-012-0380	00908
5310-010-3320	00767	5310-012-0380	01111
5310-010-3320	00981	5310-012-0380	01160
5310-010-3322	00076	5310-012-0380	01205
5310-010-3322	01261	5310-012-0380	01642
5310-010-3323	00077	5310-012-0622	01933
5310-010-3323	00979	5310-012-0638	00165
5310-010-3323	00982	5310-012-0638	00582
5310-010-3323	01050	5310-012-1326	01804
5310-010-3323	01076	5310-012-1326	01805
5310-010-3323	01112	5310-012-1753	01109
5310-010-3323	01254	5310-012-3221	00467
5310-010-3323	02146	5310-012-3221	00562
5310-010-3325	01360	5310-012-4657	01787
5310-010-3326	00075	5310-013-1044	01448
5310-010-3327	02038	5310-013-1044	01451
5310-010-3327	02202	5310-013-1417	01600
5310-010-3328	00456	5310-013-1482	01599
5310-010-6495	01688	5310-013-5629	00983
5310-010-6496	01447	5310-013-8510	02039
5310-010-6496	01449	5310-013-8510	02040
5310-010-6496	01450	5310-017-3122	00768
5310-010-6496	01638	5310-017-3128	01257

**SECTION IV INDEX-FEDERAL STOCK NUMBER AND REFERENCE NUMBER
CROSS-REFERENCE TO INDEX NUMBER (Continued)**

<u>STOCK NUMBER</u>	<u>INDEX NUMBER</u>	<u>STOCK NUMBER</u>	<u>INDEX NUMBER</u>
5310-017-4916	00428	5310-208-1972	00597
5310-017-4916	01268	5310-208-1972	00602
5310-017-4916	01639	5310-209-0994	00326
5310-017-4916	01643	5310-213-1164	00498
5310-017-4916	01741	5310-220-6573	01150
5310-017-4916	01775	5310-222-7246	01182
5310-017-4916	01853	5310-245-0107	01152
5310-017-8554	01572	5310-260-7823	01993
5310-017-8576	01260	5310-261-7340	00209
5310-017-8591	01255	5310-261-7340	00575
5310-019-4916	01712	5310-261-7340	01025
5310-021-8563	01607	5310-261-7340	01075
5310-022-0081	00934	5310-261-7340	01077
5310-022-5831	01707	5310-261-7340	01253
5310-043-2229	01602	5310-261-7340	01573
5310-043-2229	01606	5310-261-7340	01738
5310-045-3094	01203	5310-261-7340	01740
5310-045-3294	01326	5310-261-7340	01855
5310-045-3296	01153	5310-261-7340	01857
5310-045-3296	01156	5310-261-7340	01872
5310-045-3296	01201	5310-261-7340	02036
5310-045-3296	01204	5310-261-7340	02037
5310-045-3296	01313	5310-262-3002	00740
5310-045-3298	01355	5310-262-4715	01149
5310-045-3299	01155	5310-262-4715	01199
5310-045-3299	01353	5310-262-4754	01233
5310-045-3303	01323	5310-264-1985	01154
5310-045-3474	01158	5310-264-1985	01157
5310-045-3474	01159	5310-264-1985	01256
5310-050-2331	00692	5310-266-0458	00717
5310-087-0246	00123	5310-268-7270	00241
5310-141-3163	01051	5310-269-5909	01563
5310-141-3163	01068	5310-269-6522	00279
5310-167-0661	00819	5310-269-6532	02077
5310-167-0661	00869	5310-269-6532	02141
5330-167-0828	01801	5310-270-2172	01444
5310-167-0839	01281	5310-270-8835	00497
5310-176-8137	00932	5310-274-9821	02121
5310-176-8137	02184	5310-274-9821	02147
5310-176-8162	01511	5310-275-1706	01665
5310-176-8162	01512	5310-275-3683	00980
5310-176-8162	01725	5310-276-2746	01356
5310-176-8162	01868	5310-276-2753	01354
5310-176-8170	00202	5310-276-2757	01202
5310-176-8170	00935	5310-276-8601	00493
5310-176-8170	00936	5310-276-8605	01764
5310-187-1865	00496	5310-276-8653	00743
5310-188-4233	00327	5310-281-5389	01285
5310-188-4233	00451	5310-281-8359	01232
5310-188-4233	00492	5310-285-1591	01545
5310-189-8451	01337	5310-298-9261	00549
5310-194-8191	00614	5310-298-9261	00690
5310-194-8191	00614	5310-298-9261	00748
5310-194-8191	01185	5310-298-9261	01132
5310-194-8191	01605	5310-298-9261	01183
5310-194-8191	01706	5310-298-9261	01603
5310-194-8191	01828	5310-298-9261	01934
5310-205-7981	01546	5310-330-5658	00693
5310-205-8705	01503	5310-350-2793	00590
5310-205-8972	00365	5310-350-2793	00598
5310-208-1972	00589	5310-362-2069	00122

**SECTION IV INDEX-FEDERAL STOCK NUMBER AND REFERENCE NUMBER
CROSS-REFERENCE TO INDEX NUMBER (Continued)**

<u>STOCK NUMBER</u>	<u>INDEX NUMBER</u>	<u>STOCK NUMBER</u>	<u>INDEX NUMBER</u>
5310-362-3080	00775	5310-619-3556	01767
5310-374-2807	02122	5310-627-6128	00333
5310-374-2807	02123	5310-639-1050	00719
5310-374-4466	01279	5310-639-1050	01211
5310-424-3805	01544	5310-639-1050	01214
5310-424-6212	02075	5310-639-3900	01446
5310-424-6212	02078	5310-639-6062	01213
5310-448-5484	01404	5310-647-2054	01043
5310-485-9806	01561	5310-655-6294	01666
5310-496-4675	01473	5310-655-7150	00180
5310-496-4750	01472	5310-655-9544	01027
5310-522-5331	00812	5310-655-9544	01825
5310-522-5331	00861	5310-655-9544	01827
5310-524-5634	00813	5310-656-0227	02145
5310-524-5634	00862	5310-656-0391	00046
5310-524-5643	00788	5310-656-0391	01996
5310-524-5643	00838	5310-656-0391	01997
5310-527-5763	01351	5310-685-1428	02076
5310-527-5763	01352	5310-685-1429	01212
5310-543-2629	00160	5310-685-1429	01335
5310-543-2629	00578	5310-685-1653	01350
5310-543-2629	00613	5310-703-4654	00480
5310-543-2629	00718	5310-709-7376	00849
5310-543-4377	01259	5310-709-7386	00800
5310-545-4159	00164	5310-709-7386	00845
5310-545-4159	00328	5310-719-5739	01367
5310-545-4159	00330	5310-719-5739	01384
5310-545-4159	00331	5310-720-8538	01134
5310-545-4159	00332	5310-720-8538	01184
5310-545-4159	00454	5310-732-7188	01510
5310-545-4159	00457	5310-754-1686	00452
5310-545-4159	00458	5310-762-6248	01786
5310-561-9761	00293	5310-762-6248	01995
5310-574-9787	00280	5310-763-8901	00047
5310-582-5615	00466	5310-763-8911	00159
5310-582-5615	00615	5310-763-8921	01932
5310-582-5676	01105	5310-763-8921	01992
5310-584-5005	00892	5310-763-8921	02182
5310-584-7762	01571	5310-763-8921	02183
5310-595-6475	01151	5310-784-3153	01334
5310-595-6475	01200	5310-798-3499	00741
5310-595-9647	00650	5310-798-3500	00735
5310-596-4989	00276	5310-807-1468	01608
5310-596-4989	00277	5310-810-8336	00074
5310-596-4989	00400	5310-827-8606	01994
5310-596-4989	01018	5310-837-2475	01041
5310-596-9442	00191	5310-837-2475	01065
5310-605-5092	00162	5310-838-6056	00477
5310-616-1330	00278	5310-838-6056	00617
5310-619-3555	01093	5310-877-5798	00810
5310-619-3555	01094	5310-877-5798	00858
5310-619-3555	01604	5310-913-5472	00893
5310-619-3555	01726	5315-012-0123	00427
5310-619-3555	01824	5315-012-0423	01644
5310-619-3555	01826	5315-013-7214	02080
5310-619-3556	00465	5315-013-7228	01595
5310-619-3556	00753	5315-014-1209	00052
5310-619-3556	00933	5315-017-8292	02000
5310-619-3556	01095	5315-042-3288	02069
5310-619-3556	01264	5315-050-5748	02071

**SECTION IV INDEX-FEDERAL STOCK NUMBER AND REFERENCE NUMBER
CROSS-REFERENCE TO INDEX NUMBER (Continued)**

<u>STOCK NUMBER</u>	<u>INDEX NUMBER</u>	<u>STOCK NUMBER</u>	<u>INDEX NUMBER</u>
5315-050-5748	02073	5325-276-4215	01784
5315-054-2692	02070	5325-291-9366	01655
5315-059-0344	02079	5325-896-2206	01084
5315-132-8091	00413	5330-030-0851	00027
5315-209-7989	01999	5330-030-0851	01037
5315-234-1650	00939	5330-030-0851	01060
5315-234-1650	01610	5330-037-4935	01547
5315-238-1587	00523	5330-054-6859	02095
5315-238-1587	00538	5330-141-4967	01520
5315-247-9983	00097	5330-141-5051	01228
5315-255-2360	00096	5330-141-7470	00793
5315-276-0213	01424	5330-141-7470	00842
5315-276-0213	01476	5330-171-6983	00822
5315-276-3610	01042	5330-171-6983	00871
5315-276-3610	01066	5330-176-4123	00556
5315-276-4449	01340	5330-173-4123	00559
5315-276-5392	00201	5330-178-3773	01498
5315-281-7614	00146	5330-190-4221	00014
5315-282-1191	01998	5330-190-4221	00700
5315-290-6208	00469	5330-194-3722	02096
5315-290-7701	01586	5330-197-8116	00037
5315-291-1484	00522	5330-198-8116	00263
5315-298-1499	02081	5330-198-6175	01903
5315-298-1499	02142	5330-202-4061	00657
4215-298-3236	01039	5330-202-4061	00659
5315-298-3236	01063	5330-202-4061	01729
5315-298-3236	01091	5330-233-5845	01980
5315-298-4077	01186	5330-233-5845	01983
5315-362-9070	00568	5330-233-5847	02165
5315-363-4666	00274	5330-233-5847	02167
5315-368-6800	00470	5330-233-5872	00032
5315-374-5327	00720	5330-233-5872	00375
5315-392-6732	00539	5330-239-8397	00870
5315-392-6732	00545	5330-245-5424	00370
5315-466-4416	01890	5330-255-0347	00820
5315-616-5514	01421	5330-255-0349	00869
5315-616-5514	01469	5330-270-8469	02169
5315-616-5515	01470	5330-285-3701	00021
5315-616-5523	01180	5330-285-3701	00381
5315-616-5526	00411	5330-286-3504	01282
5315-658-6154	00214	5330-286-9112	00555
5315-658-6154	00468	5330-291-4496	01235
5315-680-3780	00095	5330-291-4496	01243
5315-680-3780	00416	5330-291-4498	01314
5315-729-6995	02072	5330-291-5569	01529
5315-781-1994	02074	5330-291-5622	02097
5315-781-1994	02140	5330-291-6496	00183
5315-798-8931	00711	5330-291-6496	00386
5315-839-2325	00728	5330-291-9825	00581
5315-839-2325	01339	5330-291-9825	00779
5315-839-5820	00521	5330-291-9873	00557
5315-839-5820	01475	5330-292-1525	02168
5315-841-4442	00714	5330-292-3412	00554
5315-841-4442	00732	5330-297-6084	01283
5315-845-7787	01338	5330-298-0772	01284
5320-067-5840	00954	5330-353-8816	00013
5320-262-6485	00746	5330-353-8816	00264
5320-576-2183	01669	5330-353-9906	01178
5320-576-2183	01843	5330-358-5681	00558
5325-276-4215	01388	5330-358-5693	00560

**SECTION IV INDEX-FEDERAL STOCK NUMBER AND REFERENCE NUMBER
CROSS-REFERENCE TO INDEX NUMBER (Continued)**

<u>STOCK NUMBER</u>	<u>INDEX NUMBER</u>	<u>STOCK NUMBER</u>	<u>INDEX NUMBER</u>
5330-362-7556	00564	5340-691-8234	01629
5330-366-7148	01525	5340-699-9964	01537
5330-374-4087	00031	5340-703-3656	00818
5330-374-4087	00192	5340-703-3656	00867
5330-386-3290	00044	5340-727-2810	02087
5330-386-3290	00145	5340-727-2810	02088
5330-386-3290	00281	5340-727-2810	02089
5330-454-9654	00699	5340-733-8750	01534
5330-599-1266	00821	5340-731-8950	01296
5330-599-5595	00020	5355-730-6390	01598
5330-599-5595	00380	5355-770-0819	00847
5330-599-5595	00385	5310-050-2023	01745
5330-599-5595	00403	5910-083-8791	01746
5330-627-9347	00011	5910-083-8791	01759
5330-641-0986	00030	5910-127-7252	01744
5330-641-0986	00260	5910-127-7252	01758
5330-641-1765	01405	5910-161-6876	01760
5930-642-9065	01675	5910-252-7453	01551
5330-734-8959	01357	5910-256-9728	01222
5340-054-1415	00098	5910-538-4990	01223
5340-143-5280	01533	5910-668-1154	01517
5340-205-5132	01531	5915-374-4564	01463
5340-209-0141	01558	5920-131-9915	01700
5340-249-5903	01241	5920-131-9915	01703
5340-262-5436	01499	5920-687-1896	01708
5340-264-7204	00099	5920-892-9311	01701
5340-269-5909	01504	5920-892-9311	01702
5340-269-5911	01557	5930-174-6713	01673
5340-270-8857	00543	5930-174-6717	01672
5340-275-1344	01280	5930-257-5758	01683
5340-276-5831	00134	5930-257-5858	01684
5340-281-6555	01043	5930-259-7334	01676
5340-281-6555	01067	5930-283-8804	01685
5340-281-6555	02085	5930-501-1706	01674
5340-281-6555	02086	5930-512-4236	01681
5340-281-6555	02091	5930-548-9282	01632
5340-282-4984	00221	5930-548-9282	01634
5340-286-6584	00721	5930-707-2759	01680
5340-353-9839	01307	5930-718-9005	01633
5340-354-0729	01445	5930-718-9005	01682
5340-362-7523	01564	5935-258-9156	01696
5340-374-2821	02051	5935-295-6403	01697
5340-374-2821	02052	5935-295-6403	01698
5340-374-2821	02053	5935-315-0511	01695
5340-374-2821	02124	5935-725-1345	01699
5340-374-4506	01234	5940-155-9693	01329
5340-374-4750	01536	5940-204-7468	01198
5340-424-7125	00414	5940-248-9770	01402
5340-449-5507	01242	5940-271-9499	01330
5340-473-3718	02092	5940-386-3314	01197
5340-485-7626	01562	5940-549-5952	01723
5340-485-9769	01560	5940-800-1104	01441
5340-496-4582	01559	5970-353-9842	01306
5340-496-4812	01556	5970-416-4104	01304
5340-496-1910	00808	5970-613-2122	01275
5340-496-1910	00857	5970-656-7335	01527
5340-598-7464	00474	5970-691-7882	01403
5340-598-7504	01532	5973-737-4865	01224
5340-598-7809	00546	5970-693-1617	01305

**SECTION IV INDEX-FEDERAL STOCK NUMBER AND REFERENCE NUMBER
CROSS-REFERENCE TO INDEX NUMBER (Continued)**

<u>STOCK NUMBER</u>	<u>INDEX NUMBER</u>	<u>STOCK NUMBER</u>	<u>INDEX NUMBER</u>
5975-284-9305	01328	6625-252-5545	01649
5975-744-5005	01366	6625-272-9923	01647
5977-097-5975	01302	6625-272-9923	01648
5977-223-1596	01274	6645-557-0159	01664
5977-239-7079	01516	6680-024-1991	01929
5977-284-7628	01303	6880-025-3243	01921
5977-285-0008	01238	6680-377-5040	01905
5977-285-0009	01218	6680-377-5041	01908
5977-285-0215	01550	6680-377-9040	01907
5977-285-0743	01121	6680-536-2929	01902
5977-295-8926	01179	6680-541-3405	01898
5977-296-2497	01301	6680-541-3405	01906
5977-354-0155	01129	6680-712-6283	01922
5977-374-4471	01167	6685-378-3071	01923
5977-374-4473	01219	6685-378-3071	01924
5977-741-6308	01220	6685-378-3071	01928
5999-500-7023	01341	6685-384-0335	01686
5999-666-3146	01190	6685-391-2948	01013
6115-302-1915	00941	6685-514-3896	01941
6115-314-4051	00688	6685-514-3896	01942

6115-333-4073	00689	6685-691-7483	01925
6115-440-0012	00969	6685-691-7483	01926
6135-374-8572	01737	6685-691-7483	01927
6140-057-2554	01715	6810-249-9354	01720
6140-074-8903	01714	8305-268-2413	01690
6140-991-0114	01722	8305-268-2413	01860
6145-164-7033	01372	8305-268-2413	01862
6145-284-0328	01331	8305-268-2413	01864
6145-284-0328	02209	9390-141-5650	01173
6145-295-0804	01576	9390-141-5650	01176
6145-295-0804	01658	9390-276-9472	01318
6145-295-0804	01692	9390-292-0355	01452
6145-519-2683	01724	9390-424-5145	01298
6150-279-6020	01181	9390-424-5145	01324
6150-279-6040	01325	9505-186-9170	00154
6150-279-7436	01131	9505-186-9170	00158
6150-374-8583	01210	9505-186-9170	00182
6150-635-2747	01119	9505-186-9170	02211
6210-295-2463	01661	9505-596-1648	00156
6220-295-1935	01663	9505-596-1648	02212
6620-737-5211	01204	9525-596-3522	00432
		9525-596-3522	02210

<u>REFERENCE NO.</u>	<u>MFG CODE</u>	<u>INDEX NO.</u>	<u>REFERENCE NO.</u>	<u>MFG CODE</u>	<u>INDEX NO.</u>
AAX0536	66859	00948	A1301D2	76446	00710
AAX0825	78225	00943	A1302A	76446	00726
AN4-22A	88044	00722	A1303C	76446	00703
AP6081	09367	00607	A1308A	76446	00706
AW83	28835	01649	A1400G	76446	00712
A10010	09367	00951	A1401B	76446	00715
A1111F2	76446	00709	A1402	76446	00708
A1166X	82796	01403	A1406	76446	00738
A1201G	76446	00702	A1411E2	76446	00713
A1202	76446	00704	A1411E2	76446	00716

**SECTION IV. INDEX-FEDERAL STOCK NUMBER AND REFERENCE NUMBER
CROSS-REFERENCE TO INDEX NUMBER (Continued)**

<u>REFERENCE NO.</u>	<u>MFG CODE</u>	<u>INDEX NO.</u>	<u>REFERENCE NO.</u>	<u>MFG CODE</u>	<u>INDEX NO.</u>
A1415A	76446	00739	B2473	82796	01529
A1416A	76446	00720	B2741X	82796	01422
A1418A	76446	00707	B3-58H	79960	00505
A1421	76446	00743	B3885-1	90785	00922
A1498A	82796	01531	B4249	90785	00920
A1498D	82796	01532	B4376	90785	00911
A1501G	76446	00733	B5949	82796	01393
A1502A	76446	00714	B5963	82796	01410
A1502A	76446	00732	B5969	82796	01443
A15100	76446	00731	B600-0-201	14351	00171
A1511B	76446	00734	B600A201	14351	00215
A1512	76446	00729	B600A202	14351	00221
A1513-2	76446	00747	B600A212	14351	00133
A1514	76446	00745	B600A212	14351	00273
A1515-2	76446	00744	B600B300	14351	00093
A1516	76446	00736	B600C202	14351	00189
A1517	76446	00746	B600G200	14351	00246
A1520	76446	00727	B600G201	14351	00247
A1531B	76446	00737	B600G202	14351	00248
A1540A	76446	00705	B600CG3371	14351	00177
A2434	82796	01407	B600G3391	14351	00175
A2492A	82796	01545	B600G3411	14351	00176
A2492C	82796	01546	B600C3431	14351	00178
A2568	82796	01437	B600C345	14351	00213
A2665E	82796	01445	B600I216	14351	00282
A2735A	82796	01404	B600L300	14351	00106
A3	75833	01912	B600L300	14351	00440
A3969	82796	01401	B6164	90785	00940
A4CH230-1	10941	02084	CA441	14655	01746
A4CH521	93568	02125	CA441	14655	01759
A5931B	82796	01446	CA444	14655	01760
A5949A	82796	01391	CD1299	50309	00644
A5949C	82796	01392	CLSH3H0120-01803	95875	01650
A5950A	82796	01514	CLSH3H0120-01803	95875	01757
A6018	82796	01405	CLSP64P22-0280	95875	01762
A6032A	82796	01399	CR115-10	79960	00529
A6032A	82796	01420	CR115-10	79960	00530
A6304	82796	01520	CR28-28	79960	00537
A92380-11	80020	02046	CR41-1	79960	00506
BB60226	14351	01454	CR9-3	79960	00503
BR4S	19728	01569	CT57-8	79960	00564
BU000	18163	00797	CT61-4	79960	00521
BU000	18163	00850	CT63-9	79960	00523
BU010	18163	00844	CT63-9	79960	00538
BU210	18163	00802	CW SDD410S	90785	00610
BU210	18163	00846	CZ2480	82796	01427
BU2216	61349	01927	CZ2480	82796	01484
BU3	18163	01612	C102-25	79960	00524
BWSAE208	97907	02045	C105-102	79960	00542
BX5939X	8V296	01415	C106-107	79960	00516
B1077	82796	01402	C107	50309	00752
B1232	82796	01398	C109-7X7	79960	00507
B1232	82796	01419	C111-17	79960	00544
B1498B	82796	01533	C116-2X3	79960	00504
B1498G	82796	01530	C117-13	79960	00547
B1501	90785	00925	C117-27	79960	00546
B1884	90785	00923	C120-15	79960	00568
B2-11118	79960	00502	C121-12	79960	00539
B2D104	14351	00241	C121-12	79960	00545
B2E100	14351	00038	C130-4	79960	00543

**SECTION IV. INDEX-FEDERAL STOCK NUMBER AND REFERENCE NUMBER
CROSS-REFERENCE TO INDEX NUMBER (Continued)**

<u>REFERENCE NO.</u>	<u>MFG CODE</u>	<u>INDEX NO.</u>	<u>REFERENCE NO.</u>	<u>MFG CODE</u>	<u>INDEX NO.</u>
C136-13	79960	00572	D5950C	82796	01515
C136-3	79960	00532	D600G74	14351	00423
C138-23	79960	00527	D600L204	14351	00414
C138-38	79960	00534	D600L2270	14351	00349
C13-42	79960	00526	D600L3230	14351	00426
C138-46	79960	00525	D8293-10-3	81336	02052
C142-22	79960	00553	D8293-10-3	81336	02122
C1498D	82796	01537	D8293-10-3	81336	02123
C181-73	79960	00552	D8293-32	81336	02066
C21-54	79960	00510	D8293-3-2	81336	02067
C23-521	79960	00541	D8293-3-2	81336	02068
C24-45LX9	79960	00519	D8293-3-3	81336	02063
C2492	82796	01544	D8293-3-4	81336	02049
C25-18KX3	79960	00520	D8293-3-5	81336	02050
C25-98X3	79960	00548	D8293-3-5	81336	02117
C26-81	79960	00508	D8293-41	81336	02061
C26-81	79960	00509	D8293-4-1	81336	02062
C2723	82796	01543	D6293-4-1	81336	02110
C29-1006	79960	00536	D8293-4-1	81336	02111
C36-5213	79960	00569	D8293-4-1	81336	02115
C400L231	14351	00022	D8293-4-14	81336	02086
C400L231	14351	00407	D8293-4-14	81336	02091
C46-38	79960	00567	D8293-4-15	81336	02087
C51-15-24	79960	00514	D8293-4-15	81336	02088
C52-13-31	79960	00566	D8293-4-15	81336	02089
C521-14Z3B	50309	01780	D8293-4-2	81336	02112
C521-14Z3B	50309	01781	D8293-4-2	81336	02113
C521-14Z3B	50309	01808	D8293-4-2	81336	02114
C55-7-15	79960	00565	D8293-4-3	81336	02057
C66-332-80	79960	00513	D8293-4-4	81336	02058
C77-18-16	79960	00515	D6293-4-4	81336	02059
C800A	82796	01425	D8293-4-4	81336	02060
C81-1-40	79960	00573	D8293-4-6	81336	01987
C85-40	79960	00512	D8293-4-6	81336	01989
C97-10-11	79960	00574	D8293-4-8	81336	02092
DE52227	09367	01676	D8293-5-1	81336	02118
D22425	82796	01417	D8293-5-1	81336	02119
D11345-1A	81336	02094	D8293-5-2	81336	01967
D11345-2-1	71724	02099	D8293-5-2	81336	01971
D11345-2-2	71724	02100	D8293-5-3	81336	02051
D11345-2-3	81336	02106	D8293-5-3	81336	02053
D11345-3-3	81336	02102	D8293-5-3	81336	02124
D11345-3-5	71724	02105	D8293-5-4	81336	02083
D11345-3-6	71724	02104	D8293-5-5	81336	01972
D113453-1	71724	02101	D8293-5-5	81336	01973
D113455-1A16	71724	02103	D8293-5-6	81336	01977
D1182	82796	01527	D8293-5-7	81336	01979
D1498	82796	01534	D8293-5-7	81336	01978
D211809	39215	00967	D8293-5-7	81336	01982
D211800	39215	00966	D8293-6-1	81336	01968
D211811	39215	00971	D8293-6-1	81336	01969
D211811	39215	00931	D8293-6-1	81336	01970
D2458	32796	00931	D8293-6-2	81336	02048
D2498	82796	01525	D8293-6-3	81336	02120
D249833	82796	01424	D8293-8A	90785	00666
D2769	82796	01476	ELSP6422-0212	95875	01761
D2893-3-1	81336	02109	ES11-52	50309	00883
D3861	82796	01528	EY5957	82796	01411
D44CM37-1-2	10941	01986	E2303	82796	01442
D44CM4A1LU	50309	01965	E2460B	82796	01516

**SECTION IV. INDEX-FEDERAL STOCK NUMBER AND REFERENCE NUMBER
CROSS-REFERENCE TO INDEX NUMBER (Continued)**

<u>REFERENCE NO.</u>	<u>MFG CODE</u>	<u>INDEX NO.</u>	<u>REFERENCE NO.</u>	<u>MFG CODE</u>	<u>INDEX NO.</u>
E2565	82796	01412	H24-118	98812	01553
E5952	82796	01416	H24-2	98812	01508
E600A15	14351	00100	H24-228	98812	01475
E600A215	14351	00135	H24-22	98812	01485
E600A215	14351	02216	H24-986	31435	01560
E600L235	14351	00412	H2473	82796	01547
F600S210	14351	00561	H2498	82796	01522
E600S210	14351	01597	H2513	82796	01438
E600S210	14351	02215	H26-422	98812	01460
E604B301	14351	00091	H26-748	98812	01502
E604B305	14351	00092	H26-835	98812	01457
E604B4000	14351	00402	H26-923	98812	01556
E604C200	14351	00193	H26-934	98812	01501
E604D5000	14351	00242	H26963	98812	01554
E604D5003	14351	00238	H26-964	98812	01555
E604I202	14351	00144	H26-991	98812	01465
E604I202	14351	00275	H26-992	98812	01486
E6304A	82796	01524	H26-993	98812	01467
E774	18265	00592	H26-94	98812	01482
E7975	18265	00584	H260I212	14351	00335
E983B	82796	01440	H260I212	14351	00033
FME6B16A	82796	01390	H27-059	98812	01463
F140M2432	14351	01386	H27-107	98812	01481
F162E209	14351	00378	H27-136	98812	01550
F2X1T3	79960	00511	H27-156	98812	01479
F226F237	14351	01590	H27-174	98812	01468
F2498	82796	01526	H27-686	31435	01561
F400S200	14351	00016	H27-949	98812	01477
F400S201	14351	00697	H27-958	98812	01458
F400S202	14351	00698	H28-106	98812	01459
F600B317	14351	00404	H28-107	98812	01462
F600M225	14351	01568	H28-108	98812	01464
F682A	82796	01413	H28-110	98812	01552
GZ2563	82796	01409	H28-139	98812	01478
G1498	82796	01538	H28-141	98812	01453
G2788	82796	01395	H29-056	98812	01488
HS99338K4700	61864	01589	H29-057	98812	01489
H13-847	98812	01506	H29-059	98812	01490
H14-199	31435	01510	H29-060	98812	01491
H14-784	31435	01562	H29-081	98812	01480
H14-785	98812	01559	H3861	82796	01542
H18-613	31435	01503	H6-767	98812	01507
H20-558	98812	01487	H6-980	98812	01564
H20-685	98812	01461	H6-981	98812	01557
H21-492	98812	01497	H6-982	98812	01558
H21-528	98812	01495	H8-983	98812	01563
H22-654	98812	01505	H9-692	98812	01504
H22-871	98812	01499	JR9128	50309	32173
H22-936	98812	01473	KD600B403	14351	00258
H22-981	98812	01498	KD600B4034	14351	00257
H23-651	31435	01551	KD600K200	14351	00042
H23-690	98812	01456	KD600K200	14351	01003
H23-695	98812	01472	KD600K201	14351	00043
H23-696	98812	01471	KD600K201	14351	01004
H23-697	98812	01455	KD600K400	14351	01013
H23-727	31435	01549	KIT82796-7	81336	01513
H23-810	98812	01474	KIT98812-2	81336	01548
H23-816	98812	01500	K11198	79960	00563
H24-105	98812	01483	K2470	82796	01423
H24-113	98812	01466	K330H200	14351	00269

**SECTION IV. INDEX-FEDERAL STOCK NUMBER AND REFERENCE NUMBER
CROSS-REFERENCE TO INDEX NUMBER (Continued)**

<u>REFERENCE NO.</u>	<u>MFG CODE</u>	<u>INDEX NO.</u>	<u>REFERENCE NO.</u>	<u>MFG CODE</u>	<u>INDEX NO.</u>
K330K300	14351	00027	M1267	74400	01674
K330K300	14351	01037	M1974	74400	01664
K330K300	1 351	01060	M2498	82796	01519
K404I210	14351	00032	M330-0-200	14351	00472
K404I210	14351	00375	M330-0-201	14351	00473
K600B307	14351	00339	M330-0-3000	14351	00463
K600C201	14351	00169	M330K408	14351	01083
K600E201	14351	00483	M6U2002	14351	00008
K600H208	14351	00408	M600B202	14351	00082
K600H209	14351	01902	M600B202	14351	00204
K600I219	14351	00147	M600B205	14351	00045
K600I219	14351	00308	M600B305	14351	00125
K600I223	14351	00148	M600B312	14351	00161
K600I223	14351	00309	M600B313	14351	00264
K600I225	14351	00291	M600B317	14351	00003
K600I3140	14351	00297	M600B345	14351	00383
K600I325	14351	00150	M600B402	14351	00340
K600I325	14351	00314	M600H214	14351	00409
K600I326	14351	00149	M600H215	14351	00410
K600I326	14351	00313	M600I203	14351	00272
K600K3100	14351	00351	M600K203	14351	01030
K600L204	14351	00019	M600K203	14351	01054
K600I204	14351	00377	M600K212	14351	00031
K600I205	14351	00025	M600K212	14351	00192
K600L205	14351	01001	M600K214	14351	01043
K600L206	14351	00018	M600K214	14351	01067
K600I206	14351	00376	M600K215	14351	01051
K600L305	14351	00040	M600215	14351	01068
K600L305	14351	00265	M600K277	14351	00041
L2498	82796	01521	M600K277	14351	01002
L2788	82796	01452	M600K322	14351	00026
MDSE	90785	01716	M600K322	14351	01036
MDSE	90785	01867	M600K322	14351	01059
MSS5307-2	08288	02035	M600K40213	14351	01047
MS118-01765-3000	96906	01029	M600K40213	14351	01072
MS16624-156	96906	02085	M600L214	14351	00030
MS1318-20	96906	01492	M600L214	14351	00260
MS29513-216	96906	02098	M600L223	14351	00442
MS29513-223	96906	02095	M600L311	14351	00425
MS29513-229	96906	02097	M6001203	14351	00094
MS29513-233	96906	02096	M6008221	14351	00012
MS3102A12S3S	96906	01699	M6008305	14351	00010
MS35242-77	96906	01291	M6008313	14351	00013
MS35265-80	96906	01322	NZ2563C50	82796	01408
MS35335-4	96906	00742	N2498	82796	01523
MS35338-25	96906	01160	PB405-201	14351	00053
MS35338-25	96906	01205	PE383-402	14351	00051
MS35338-4	96906	01447	PESC13-190-1F1	95875	01373
MS35338-4	96906	01449	PHSC13-190-1F1	95875	01751
MS35338-4	96906	01450	PHSC13-290-1F5	95875	01377
MS35338-	96906	01049	PHSC13-290-1F5	95875	01755
MS35338-8	96906	01075	PHSC30-180-13	95875	01375
MS35345-1	96906	00366	PHSC30-180-1F3	95875	01753
MS35489-11	96906	01655	PHSC30-240-1F4	95875	01376
MS35692-1025	96906	01184	PHSC30-240-1F4	95875	01754
MS35756-5	96906	01470	PHSC40-160-1F2	95875	01374
MS35756-6	96906	01469	PHSC40-160-1F2	95875	01752
MS35756-8	96906	00411	PHSC40-330-1F6	95875	01378
MS36053-7	96906	01720	PHSC40-330-1F6	95875	01756
MS51068-56	96906	01079	PR16-15	18163	00817

**SECTION IV. INDEX-FEDERAL STOCK NUMBER AND REFERENCE NUMBER
CROSS-REFERENCE TO INDEX NUMBER (Continued)**

<u>REFERENCE NO.</u>	<u>MFG CODE</u>	<u>INDEX NO.</u>	<u>REFERENCE NO.</u>	<u>MFG CODE</u>	<u>INDEX NO.</u>
PR17	18163	00781	P16516	18265	00595
PR17-18	18163	00809	P2029	18265	00601
PR17-2	18163	00811	P2477CX	82796	01406
PR17-25	18163	00787	P2989	18265	00586
PR17-3	18163	00790	P3002	18265	00588
PR17-9	18163	00785	P3002	18265	00596
PR20-13	18163	00818	P3134	18265	00594
PR20-13	18163	00867	P6164	18265	00600
PR20-39	18163	00826	P6698	18265	00591
PR20-39	18163	00875	P6698	18265	00599
PR20-51	18163	00815	P671-3480	14351	01897
PR20-51	18163	00864	P7162	18265	00593
PR22-4	18163	00847	P9136	18265	00585
PR22-4A	18163	00796	QF100M40S	90785	00608
PR22-4A	18163	00848	Q2498	82796	01414
PR25	18163	00831	RD5196	66859	00950
PR3-1	18163	00795	RD6C301	14351	00199
PR3-12	18163	00783	RD6F210	14351	00017
PR3-12	18163	00816	RD6F222	14351	00011
PR3-12	18163	00833	RD6V200	14351	00009
PR3-12	18163	00866	R600F312	14351	00345
PR3-13	18136	00805	R600I213	14351	00312
PR3-13	18163	00854	R600I218	14351	00316
PR3-16	18163	00793	R600I300	14351	00294
PR3-16	18163	00842	R600I3000	14351	00292
PR3-17	18163	00821	R600L414	14351	00358
PR3-17	18163	00870	SD802A310	14351	00015
PR3-2	18163	00860	SL5106	50309	01672
PR3-20	18163	00806	SM103	00874	02138
PR3-20	18163	00855	SM175M	00874	02139
PR3-21	18163	00794	SP1680	50309	01381
PR3-21	18163	00843	SXY2433X	82796	01517
PR3-22	18163	00792	S749I205	14351	00315
PR3-22	18163	00841	S770AX	57733	01907
PR3-23	18163	00820	TD600A403	14351	00035
PR3-23	18163	00869	TD600A403	14351	00126
PR3-24	18163	00791	TD600K300	14351	00185
PR3-24	18163	00840	TD600K301	14351	01034
PR3-25	18163	00837	TD600K301	14351	01090
PR3-35	18163	00825	TM27S204	14351	00766
PR3-35	18163	00874	T1S10-12	79960	00550
PR3-36	18163	00824	T1S8-10	79960	00531
PR3-36	18163	00873	T1S8-10	79960	00540
PR3-5	18163	00808	T1498	82796	01535
PR3-5	18163	00857	T184	50309	01651
PR3-56	18163	00807	T22S10	79960	00549
PR3-56	18163	00856	T301S25-12	79960	00570
PR3-9	18163	00836	T301S8-6	79960	00571
PR5337	18163	00786	T371-0-200	14351	00475
PR533	18163	00835	T371B402	14351	00200
PR5339	18163	00784	T371C401	14351	00198
PR5339	18163	00834	T371C4010	14351	00197
PR5341	18163	00782	T371L200	14351	00373
PR5341	18163	00832	T4S10-8	79960	00535
PR6703	18163	00822	T427-206	14351	00004
PR6703	18163	00871	T427-212	14351	00005
PR8-27	18163	00804	T427A02	14351	00024
PR8-27	18163	00814	T427A200	14351	00143
PR8-7	18163	00863	T427A200	14351	00323
P16516	18265	00587	T427A201	14351	00007

**SECTION IV. INDEX-FEDERAL STOCK NUMBER AND REFERENCE NUMBER
CROSS-REFERENCE TO INDEX NUMBER (Continued)**

<u>REFERENCE NO.</u>	<u>MFG CODE</u>	<u>INDEX NO.</u>	<u>REFERENCE NO.</u>	<u>MFG CODE</u>	<u>INDEX NO.</u>
T427A207	14351	00256	T427I242	14351	00322
T427A210	14351	00223	T427I300	14351	00319
T427A300	14351	00036	T427I308	14351	00288
T427A300	14351	00262	T427I309	14351	00290
T427A311	14351	00254	T427I325	14351	00151
T427A317	14351	00226	T427I325	14351	00324
T427A317	14351	00230	T427I326	14351	00152
T427A317-040	14351	00235	T427I326	14351	00325
T427A319	14351	00224	T427I400	14351	00311
T427A319-020	14351	00232	T427I500	14351	00252
T427A319-040	14351	00237	T427K300	14351	01061
T427A323	14351	00225	T427K300	14351	01089
T427A323-020	14351	00229	T427K301	14351	00998
T427A323-040	14351	00234	T427K3130	14351	01031
T427A324	14351	00227	T427K3130	14351	01055
T427A324-020	14351	00231	T427K3131	14351	01028
T427A324-040	14351	00236	T427K3133	14351	01052
T427A3370	14351	00253	T427K4050	14351	01024
T427A402	14351	00267	T427K407	14351	00989
T427A410	14351	00218	T427L2000	14351	00374
T427A4101A	14351	00124	T427L300	14351	00415
T427A4101A	14351	00216	T427L3020	14351	00446
T427A4101E	14351	00217	T427L401	14351	00421
T427A4101E020	14351	00219	T427L401	14351	00424
T427A4101ED40	14351	00220	T427L4010	14351	00422
T427A413	14351	00261	T427L405	14351	00337
T427A6021A	14351	00084	T427S202	14351	00764
T427A6021C	14351	00083	T427S203	14351	00763
T427A604	14351	00130	T427S205	14351	00761
T427A6043	14351	00128	T427S206	14351	00760
T427A6043A	14351	00129	T427S213	14351	00749
T427B201	14351	00183	T427S214	14351	00750
T427B201	14351	00386	T427S301	14351	00762
T427B206	14351	00170	T427S3010	14351	00759
T427B300	14351	00090	T427S3020	14351	00756
T427B406	14351	00384	T127T101	14351	00087
T427C301	14351	00167	T427T101	14351	00174
T427C306	14351	00207	T427T107	14351	00179
T427D201	14351	00240	T427T107	14351	00212
T427E200	14351	00484	T427T113	14351	00173
T427E300	14351	00039	T427T123	14351	00086
T427E300	14351	00485	T427T123	14351	00245
T427E506	14351	00488	T427T134	14351	00406
T427E507	14351	00489	T427T140	14351	00382
T427F207	14351	00445	T427T192CS1	14351	00222
T427F3000	14351	00344	T427T192CS1-020	14351	00228
T427F3010	14351	00393	T427T192CS1-040	14351	00233
T427F306	14351	00450	T427V403	14351	00379
T427F409	14351	00490	T427V500	14351	00244
T427F4091	14351	00486	T56-10	79960	00558
T427H300	14351	00268	T56-14	79960	00554
T427I200	14351	00320	T56-23	79960	00556
T427I201	14351	00321	T56-23	79960	00559
T427I211	14351	00289	T56-24	79960	00560
T427I2250	14351	00296	T56-3	79960	00555
T427I231	14351	00132	T56-48	79960	00557
T427I231	14351	00271	T6U1001	14351	00034
T427I235	14351	00287	T61-4	79960	00522
T427I237	14351	00131	T8S10-9	79960	00533
T427I237	14351	00270	T8S8-10	79960	00518

**SECTION IV. INDEX-FEDERAL STOCK NUMBER AND REFERENCE NUMBER
CROSS-REFERENCE TO INDEX NUMBER (Continued)**

<u>REFERENCE NO.</u>	<u>MFG CODE</u>	<u>INDEX NO.</u>	<u>REFERENCE NO.</u>	<u>MFG CODE</u>	<u>INDEX NO.</u>
T8S8-7	79960	00517	X526A	14351	00172
U501C4090	14351	00168	X5611	14351	00758
U501G205	14351	01048	X599D	14351	01039
U501G205	14351	01073	X599D	14351	01091
U501K3090	14351	01045	X6064	14351	01891
U501K3090	14351	01070	X619	14351	00427
U501K310	14351	01046	X664	14351	00028
U501K310	14351	01071	X664	14351	00184
U501K413	14351	01038	X8000	14351	01009
U501K413	14351	01062	X8023	14351	01011
V1498	82796	01536	X940	14351	01035
W2437X	82796	01518	X940	14351	01058
W2474X	82796	01394	Y501K3090	14351	00029
W4B108	14351	00020	Y91-0-203	14351	00474
W4B108	14351	00380	Z2430A	82796	01396
W4B108	14351	00385	Z2765X	82796	01426
W4B108	14351	00403	Z4631	82796	01439
X101	14351	00428	0-11198B	79960	00501
X12218	14351	00757	081-1-40	50309	00642
X12253	14351	00993	1CA939	50309	00972
X12255	14351	00353	1E2342	50309	00630
X12385	14351	00399	10-40-735-24	50309	01695
X12386	14351	00441	10EL227	14351	00121
X12417	14351	00255	10EL227	14351	00443
X13012	14351	01890	10S10D	82796	01540
X1333A	14351	00157	10S18D	82796	01539
X1333A	14351	00181	10000	05748	01887
X1333H	14351	00153	10001	05748	01880
X1333T	14351	00155	10002	05748	01888
X134	14351	01032	10041	05748	01960
X134	14351	01056	10060	05748	02022
X1520	14351	00044	10061	05748	02023
X1520	14351	00145	10062	05748	00071
X1520	14351	00281	10063	05748	00072
X1526	14351	00401	10064	05748	00073
X17018	14351	00413	10065SA	05748	01785
X17054	14351	00765	100659	24617	00725
X1794A	14351	01042	10066SA	05748	01088
X1794A	14351	01066	10077	05748	01656
X18325	14351	00203	10078	05748	01389
X19003	14351	00117	10089	05748	01832
X19004G	14351	00142	10090	05748	01833
X19998	14351	00108	10091	05748	01835
X201	14351	00430	10092	05748	01817
X211A	14351	00037	10093	05748	01816
X211A	14351	00263	10094	05748	01834
X2288	14351	00099	10095	05748	01809
X2389	14351	00391	10097	05748	01814
X2439	14351	01012	10098	05748	01789
X3107	14351	00429	10099	05748	01790
X318	14351	00014	101B1-8	30327	00667
X318	14351	00700	10100	05748	01823
X3284	14351	00304	10101	05748	01811
X336	14351	00023	10102	05748	01821
X336	14351	00266	10104	05748	00926
X386	14351	00021	10105	05748	02160
X386	14351	00381	10114	15748	01084
X4085	14351	00317	10149SA	05748	01574
X4396	14351	00110	10150SA	05748	01209
X5124	14351	01014	10151	05748	01743

**SECTION IV. INDEX-FEDERAL STOCK NUMBER AND REFERENCE NUMBER
CROSS-REFERENCE TO INDEX NUMBER (Continued)**

<u>REFERENCE NO.</u>	<u>MFG CODE</u>	<u>INDEX NO.</u>	<u>REFERENCE NO.</u>	<u>MFG CODE</u>	<u>INDEX NO.</u>
102634	00000	00718	1539636	70040	00579
1046M10	90785	00986	1548149	70040	01908
1046M2	90785	00929	1582316	24617	01905
1046M4	90785	00913	16!V201	14351	00127
1046M5	90785	00912	16EV201	14351	00577
1046M7	90785	00914	16EV202	14351	00081
1046M9	90785	00985	17HGH145	45152	01700
106653	16764	01703	1795	50309	01364
1102111	90785	02016	1796	50309	01369
1103302	90785	02186	1856826	16764	017n3
110590	24617	01432	1861906	16764	01346
1106871	16764	01165	1872650	16764	01294
1109725	16764	01288	1888761	16764	01242
1112	95875	01750	1902196	16764	01119
1117497	16764	01120	1904514	16764	01121
1118180	16764	01342	1904596	16764	01645
1118378	16764	01266	1904981	16764	01278
1118632	16764	01265	1904982	16764	01312
1119754	16764	01628	1904983	16764	01310
11559	73370	00363	1905406	16764	01149
11582	73370	00371	1905406	16764	01198
11583	73370	00364	1906081	16764	01300
116004	16764	01133	1906089	16764	01280
116004	16764	01185	1906090	16764	01285
11639	73370	00370	1906902	16764	01274
11733	73370	00369	1906926	16764	01238
11734	73370	00367	1906927	16764	01218
118-01765-3000	96906	01053	1907136	16764	01745
1181189	90785	02156	1907137	16764	01744
118831	16764	01297	1907137	16764	01758
12KL228	14351	00352	1907171	16764	01299
121839	18876	01494	1907475	16764	01303
124548	16764	01180	1909560	16764	01298
131387	24617	01194	1909654	16764	01324
132908	24617	01493	1909987	16764	01148
137-3490	25681	02042	1909988	16764	01197
137-3490	25681	02047	1909988	16764	01198
144034	31007	02127	1909995	16764	01221
14411A	28265	01579	1909995	16764	01239
144129	24617	00633	1910880	16764	01181
144133	24617	00355	1911217	16764	01358
145834	39215	00944	1911221	16764	01359
15XX12534	14351	00085	1911352	16764	01208
15XX13023	14351	00482	1911353	16764	01207
15XX1800C	14351	01041	1913035	16764	01321
15XX1800C	14351	01065	1913080	16764	01314
15XX18166	14351	00050	1913084	16764	01357
15XX18217	14351	00049	1913086	16764	01350
15XX18273	14351	01040	1913100	16764	01o77
15XX18273	14351	01064	1913115	16764	01347
15XX18273	14351	01092	1913122	16764	01325
15XX20040	14351	00495	1913128	16764	01292
15XX201	14351	01074	1913130	16764	01351
15XX2954	14351	01044	1913130	16764	01352
15XX2954	14351	01069	1913132	16764	01348
15XX29R7	14351	00210	1913133	16764	01340
15XX3466	14351	00112	1913135	16764	01349
15XX3896	14351	01096	1913678	16764	01229
15XX4032	14351	01033	1914107	16764	01354
15XX4032	14351	01057	1914124	16764	01182

**SECTION IV. INDEX-FEDERAL STOCK NUMBER AND REFERENCE NUMBER
CROSS-REFERENCE TO INDEX NUMBER (Continued)**

<u>REFERENCE NO.</u>	<u>MFG CODE</u>	<u>INDEX NO.</u>	<u>REFERENCE NO.</u>	<u>MFG CODE</u>	<u>INDEX NO.</u>
1914578	16764	01152	1916546	16764	01220
1914580	16764	01191	1916643	16764	01233
1914633	16764	01295	1917877	16764	01235
1914634	16764	01296	1917992	16764	01227
1914636	16764	01302	1917993	16764	01224
1914639	16764	01304	191944	00000	00310
1914640	16764	01307	1920155	16764	01125
1914641	16764	01308	1920840	16764	01225
1914643	16764	01305	1921599	16764	01100
1914644	16764	01306	1921643	16764	01283
1914645	16764	01275	1921663	16764	01318
1914646	16764	01284	1921671	16764	01317
1914647	16764	01281	1921672	16764	01316
1914648	16764	01356	1921755	16764	01138
1914649	16764	01282	1922158	16764	01234
1914750	16764	01240	1922716	16764	01122
1914751	16764	01235	1922717	16764	01127
1914751	16764	01243	1922719	16764	01129
1914753	24617	01177	1922721	16764	01128
1914869	16764	01293	1922722	16764	01126
1914872	16764	01341	1922724	16764	01135
1914873	16764	01276	1922726	16764	01137
1914877	16764	01290	1922727	16764	01147
1915108	16764	01333	1922736	16764	01223
1915109	16764	01332	1922869	16764	01301
1915110	16764	01323	1923431	16764	01215
1915111	16764	01320	1923749	16764	01216
1915113	16764	01315	1939193	16764	01237
1915114	16764	01289	1939194	16764	01217
1915189	16764	01279	1939202	16764	01271
1915383	16764	01170	1948	95875	01765
1915799	16764	01151	1951880	16764	01174
1915799	16764	01200	1991642	16764	00881
1915831	16764	01179	1996041	16764	01677
1915845	16764	01241	1996041	16764	01678
1915846	16764	01190	1997864	16764	01681
1915847	16764	01187	2-1-2M5184M	00874	02136
1915849	16764	01167	20CL2020	14351	00348
1915850	16764	01188	20RB2160	14351	00346
1915851	16764	01178	20RC215	14351	00187
1915852	16764	01196	20RC216	14351	00188
1915853	16764	01162	20RG230	14351	00239
1915855	16764	01189	2001	24981	02130
1915856	16764	01195	20950-1	50309	01886
1915879	16764	01171	211807	39215	00974
1915881	16764	01166	212X	90785	00968
1915906	16764	01327	214	90785	00888
1915907	16764	01319	22CR452	45152	00116
1916140	16764	01163	2218225	14351	01903
1916141	16764	01161	22RI200	14351	00295
1916143	16764	01164	2220A1	18265	00890
1916149	16764	01228	2221040NB12	96452	01675
1916160	16764	00150	2222-52	50309	01652
1916209	16764	01222	22282	96452	01673
1016324	16764	01231	25A170	50309	01382
1916325	16764	01131	25SS10A	82796	01436
1916415	16764	01219	2530	79398	00904
1916419	16764	01232	25800	79150	00699
1916542	16764	01230	2592	05748	00975
1916545	16764	01136	261AP14X	92578	01633

**SECTION IV. INDEX-FEDERAL STOCK NUMBER AND REFERENCE NUMBER
CROSS-REFERENCE TO INDEX NUMBER (Continued)**

<u>REFERENCE NO.</u>	<u>MFG CODE</u>	<u>INDEX NO.</u>	<u>REFERENCE NO.</u>	<u>MFG CODE</u>	<u>INDEX NO.</u>
261AP14X	92578	01682	339275	76446	00719
2736	50309	02017	34943S	76446	00741
2736	05748	02019	38-4-050-7	95875	01766
2748010	90785	01708	3818357	76446	00724
2757700	90785	01778	38273	16764	01272
2757707-8	81336	01991	4012-22	50309	01962
2757718	90785	00389	4015-30-0-30	96452	01647
2757734	90785	02163	4020-26-02	50309	01854
2757737	90785	02065	42AX72	76040	02074
2757747	05748	00616	42AX72	76040	02140
2757751	90785	01609	4204	90785	02133
2757763	90785	01619	420480	00000	01541
2757766	90785	02168	428X	90785	00970
2757768	90785	01791	432230	16764	01183
2757769	90785	01792	44R	30327	00884
2757773	90785	00903	440250	57733	01648
2757777	90785	01694	444040	24617	00354
2757792	90785	00387	444396	57733	01923
2757798	90785	01985	444396	50309	01924
2758003	90785	02144	444396	57733	01928
2758007	90785	01686	446646	16764	01192
2758012	90785	00945	446646	16764	01311
2758012	90785	00946	453281	16764	01142
2758014	90785	00965	453281	16764	01344
2758015	90785	00891	453284	16764	01132
2758018	90785	01822	453285	16764	01335
2758019	90785	01830	453285	16764	01337
2758020	90785	01838	453287	16764	01334
2758021	90785	01839	453287	16764	01336
2758022	90785	01829	453288	16764	01202
2758023	90785	01831	453292	16764	01139
2758024	90785	01813	453293	16764	01345
275802f	90785	01820	453294	16764	01203
275802,	90785	01842	453294	16764	01326
2758029	90785	01929	453296	16764	01153
2758034-005	90785	00063	453296	16764	01156
2758034-031	90785	00064	453296	16764	01201
2758034-062	90785	00065	453296	16764	01204
2758036	90785	01087	453296	16764	01313
2758038	90785	02020	453298	16764	01355
2758416	90785	01631	453299	16764	01155
2758417	90785	01588	453299	16764	01353
2758462	90785	01815	453307	16764	01141
2758468	90785	00417	453307	16764	01144
2758470	90785	01630	453321	16764	01496
2759419	90785	01596	453323	16764	01339
28008-000	14100	01701	453324	16764	01134
29047	16764	01173	453337	16764	01193
29047	16764	01176	453355	16764	01172
3B7263	11083	02134	453355	16764	01175
3K1	82796	01421	453467	16764	01206
30860-40736	81336	01697	453474	16764	01158
30860-40736	81336	01698	453474	16764	01159
3092-4	90785	01660	453661	24617	01143
31903	50309	01370	453661	24617	01145
3208	43334	02043	453708	16764	01154
3224X2	79470	01914	453708	16764	01157
3260	05748	02180	454308	16764	01146
3278A	28265	00134	454337	16764	01140
3379657	76446	00717	454491	16764	01338

**SECTION IV. INDEX-FEDERAL STOCK NUMBER AND REFERENCE NUMBER
CROSS-REFERENCE TO INDEX NUMBER (Continued)**

<u>REFERENCE NO.</u>	<u>MFG CODE</u>	<u>INDEX NO.</u>	<u>REFERENCE NO.</u>	<u>MFG CODE</u>	<u>INDEX NO.</u>
454855	00000	00723	854003	70040	00779
456658	16764	01226	854004	70040	00772
468XA	90785	00937	854005	70040	00776
468XB	90785	00919	854012	70040	00778
48X6A	79470	00624	854016	70040	00771
48X6A	79470	02155	854018	70040	00770
49F1-4X1-4	30327	01917	854053	70040	00777
5100-200W	79136	02090	854072	70040	00774
51026	50309	01668	854135	70040	00773
5121	03476	02072	8805	50309	00655
5182RD	66859	00956	8914	50309	01883
5183RD	66859	00955	8972	50309	01594
5241	73370	00361	8973	50309	01593
5267	73370	00359	8996	50309	01629
5307	43334	02044	9CMA1008	76446	00701
5385323	00000	00140	9007	50309	01384
541-1415	00000	00098	9008	50309	01383
55064R	50309	01371	9009	50309	01366
5516	95875	01749	9012ACWS35FORMV	81487	01632
5517	95875	01763	9012ACWS35FORMV	81487	01634
55186R	50309	01380	9015	50309	01385
5590037	70040	00581	9016	50309	01368
5590156	70040	00580	9030A	50309	00058
56AJ60	57733	01941	9030B	50309	00059
56AJ60	57733	01942	9030C	50309	00060
6-1010	50309	01926	9030D	50309	00062
6LW2	82796	01451	9030E	50309	00061
6S5N	82796	01397	9031	50309	02024
6S6N	82796	01418	9031A	50309	02025
6S6N	82796	01430	9031B	50309	02026
6S6N	82796	01435	9031C	50309	02027
6TNRUS	16764	01715	9031D	50309	02028
6TN23D	16764	01714	9031E	50309	02029
60-40735-24	77820	01696	9032	50309	01591
6142-15-17	81336	02131	9042	50309	01783
6455A	66859	00947	907	90785	02200
66FI-8X1-8	30327	01578	907	90785	02201
676	66859	00952	908605	16764	01169
688	66859	00953	91XA	90785	00964
6892	79470	02162	9104	50309	01702
7TC215	14351	00251	9108	50309	01592
700	79740	00683	911	50309	01620
700	79470	00664	9111	50309	01598
72000S	23040	00728	9119	50309	01921
74172S	76446	00711	9122	50309	00656
756-23	50309	00643	9123	50309	00658
8FC205	14351	00196	9127	50309	02198
8S6N	82796	01434	9127	50309	02199
8S8D	82796	01428	9130-4	50309	02166
8S90	82796	01433	9131	50309	01938
802	50309	02129	9139	50309	01866
809	50309	01654	9149	50309	01771
809062	16764	01186	9168	50309	01685
8271	90785	02161	9175	50309	01362
8293-3-5	92568	02054	9187	50309	01662
8293-5-1	93568	02116	9245	50309	01889
838-32-32	79960	00551	9261	50309	01779
8396	15605	01683	3266	50309	01363
8396K4	15605	01684	9278	50309	00665
83969CX	82796	01400	9284	50309	00889

**SECTION IV. INDEX-FEDERAL STOCK NUMBER AND REFERENCE NUMBER
CROSS-REFERENCE TO INDEX NUMBER (Continued)**

<u>REFERENCE NO.</u>	<u>MFG CODE</u>	<u>INDEX NO.</u>	<u>REFERENCE NO.</u>	<u>MFG CODE</u>	<u>INDEX NO.</u>
9298	50309	01812	9529	50309	00640
9303	50309	01837	9529SA	05748	00942
9305	50309	01840	9531SA	05748	01080
9307	50309	01800	95328A	05748	01086
9311	50309	01818	9533SA	05748	01799
9312	50309	01667	9535SA	05748	02149
9312	50309	01836	9535SA	05748	02152
9313	50309	01810	9536SA	05748	02137
9314	50309	01819	9538	50309	00645
9315	50309	01788	9538	50309	01920
9316	50309	01653	954685	16764	01168
9385A	50309	00066	954699	16764	01123
9385B	50309	00067	954704	16764	01124
9385C	50309	00068	9552	50309	00638
9385E	50309	00069	9553	50309	00641
9436SA	05748	02021	9559	50309	00637
9447	50309	01737	9565	50309	01365
9449	05748	01679	9569	50309	00639
9450	05748	01680	9571	50309	00388
9454	50309	01718	9579	50309	01085
9454	05748	01925	9587	50309	01379
9455	50309	01719	9588	50309	01878
9455	05748	01976	9589	50309	00930
9456	05748	01663	9592	50309	01782
9456	50309	01736	9594	50309	01019
9457	50309	01728	9595	50309	01881
9463	50309	00663	9600	05748	01705
9463	50309	00664	9601	05748	01270
9463	05748	01884	9602	50309	01104
9464	05748	01877	9602	05748	01722
9465	50309	00464	9603	05748	01116
9465	05748	01882	9604	50309	00990
9466	05748	01885	9604	05748	01252
9467	50309	00462	9605	05748	01748
9467	05748	01875	9606	05748	01747
9468	05748	01876	9609	50309	00689
9469	05748	01879	9612	50309	00695
9472	05748	01691	9613	50309	00696
9478	50309	00609	9614	50309	01118
9480	05748	00882	9616	50309	01263
9431	05748	00647	9619	50309	00688
9482	05748	01922	9621	50309	00751
9483SA	05748	00662	9627	50309	01115
9484	05748	00631	9628	50309	01117
9498	05748	01721	9630	50309	01010
9499	50309	00612	9631	50309	01659
9499	05748	01704	9634	50309	00372
95000-40	57733	01898	9638	50309	00924
95000-40	57733	01906	9647	05748	01575
9504	50309	01841	9655	05748	00895
9508SA	05748	01717	9657	05748	00611
9512SA	05748	00006	9663	05748	01582
9512SA	05748	00070	9665	05748	01585
9515	50309	00476	9667	05748	01583
9516SA	05748	01581	9668	05748	01587
9520	50309	01387	9669	05748	01618
9521	50309	01388	9670	05748	01584
9521	50309	01784	9677	05748	01657
9525SA	05748	00646	9682	05748	02064
9526SA	05748	00682	9683	05748	02056

**SECTION IV. INDEX-FEDERAL STOCK NUMBER AND REFERENCE NUMBER
CROSS-REFERENCE TO INDEX NUMBER (Continued)**

<u>REFERENCE NO.</u>	<u>MFG CODE</u>	<u>INDEX NO.</u>	<u>REFERENCE NO.</u>	<u>MFG CODE</u>	<u>INDEX NO.</u>
9686	50309	01611	9703	50309	00969
9687	50309	01661	9703	05748	01984
9688	50309	01210	9705	50309	02159
9690	05748	01988	9706	50309	02197
9697	50309	00898	9707	05748	02055
9698	50309	01005	9717	50309	00941
9698	05748	01974	9717-8	05748	01990
9699	50309	01007	9718	50309	00938
9700	05748	02082	9723	05748	02164
9701	05748	01975	9734	05748	00390
9702	50309	00921	9842	05748	02150
9702	05748	01981	9843	05748	02151
			993	66859	00949

By Order of the Secretary of the Army:

W. C. WESTMORELAND,
General, United States Army,
Chief of Staff.

Official:

KENNETH G. WICKHAM,
Major General, United States Army,
The Adjutant General.

Distribution:

To be distributed in accordance with DA Form 12-25, Sec I (qty rqr Block #247), Direct and General Support maintenance requirements for Pumps, Centrifugal Petroleum.

RECOMMENDED CHANGES TO EQUIPMENT TECHNICAL PUBLICATIONS



*THEN...JOT DOWN THE
DOPE ABOUT IT ON THIS FORM.
CAREFULLY TEAR IT OUT, FOLD IT
AND DROP IT IN THE MAIL.*

SOMETHING WRONG WITH PUBLICATION

FROM: (PRINT YOUR UNIT'S COMPLETE ADDRESS)

DATE SENT

PUBLICATION NUMBER

PUBLICATION DATE

PUBLICATION TITLE

BE EXACT PIN-POINT WHERE IT IS

PAGE NO.	PARA-GRAPH	FIGURE NO.	TABLE NO.

IN THIS SPACE, TELL WHAT IS WRONG AND WHAT SHOULD BE DONE ABOUT IT.

PRINTED NAME, GRADE OR TITLE AND TELEPHONE NUMBER

SIGN HERE

The Metric System and Equivalents

Linear Measure

1 centimeter = 10 millimeters = .39 inch
 1 decimeter = 10 centimeters = 3.94 inches
 1 meter = 10 decimeters = 39.37 inches
 1 dekameter = 10 meters = 32.8 feet
 1 hectometer = 10 dekameters = 328.08 feet
 1 kilometer = 10 hectometers = 3,280.8 feet

Weights

1 centigram = 10 milligrams = .15 grain
 1 decigram = 10 centigrams = 1.54 grains
 1 gram = 10 decigrams = .035 ounce
 1 decagram = 10 grams = .35 ounce
 1 hectogram = 10 decagrams = 3.52 ounces
 1 kilogram = 10 hectograms = 2.2 pounds
 1 quintal = 100 kilograms = 220.46 pounds
 1 metric ton = 10 quintals = 1.1 short tons

Liquid Measure

1 centiliter = 10 milliliters = .34 fl. ounce
 1 deciliter = 10 centiliters = 3.38 fl. ounces
 1 liter = 10 deciliters = 33.81 fl. ounces
 1 dekaliter = 10 liters = 2.64 gallons
 1 hectoliter = 10 dekaliters = 26.42 gallons
 1 kiloliter = 10 hectoliters = 264.18 gallons

Square Measure

1 sq. centimeter = 100 sq. millimeters = .155 sq. inch
 1 sq. decimeter = 100 sq. centimeters = 15.5 sq. inches
 1 sq. meter (centare) = 100 sq. decimeters = 10.76 sq. feet
 1 sq. dekameter (are) = 100 sq. meters = 1,076.4 sq. feet
 1 sq. hectometer (hectare) = 100 sq. dekameters = 2.47 acres
 1 sq. kilometer = 100 sq. hectometers = .386 sq. mile

Cubic Measure

1 cu. centimeter = 1000 cu. millimeters = .06 cu. inch
 1 cu. decimeter = 1000 cu. centimeters = 61.02 cu. inches
 1 cu. meter = 1000 cu. decimeters = 35.31 cu. feet

Approximate Conversion Factors

<i>To change</i>	<i>To</i>	<i>Multiply by</i>	<i>To change</i>	<i>To</i>	<i>Multiply by</i>
inches	centimeters	2.540	ounce-inches	Newton-meters	.007062
feet	meters	.305	centimeters	inches	.394
yards	meters	.914	meters	feet	3.280
miles	kilometers	1.609	meters	yards	1.094
square inches	square centimeters	6.451	kilometers	miles	.621
square feet	square meters	.093	square centimeters	square inches	.155
square yards	square meters	.836	square meters	square feet	10.764
square miles	square kilometers	2.590	square meters	square yards	1.196
acres	square hectometers	.405	square kilometers	square miles	.386
cubic feet	cubic meters	.028	square hectometers	acres	2.471
cubic yards	cubic meters	.765	cubic meters	cubic feet	35.315
fluid ounces	milliliters	29.573	cubic meters	cubic yards	1.308
pints	liters	.473	milliliters	fluid ounces	.034
quarts	liters	.946	liters	pints	2.113
gallons	liters	3.785	liters	quarts	1.057
ounces	grams	28.349	liters	gallons	.264
pounds	kilograms	.454	grams	ounces	.035
short tons	metric tons	.907	kilograms	pounds	2.205
pound-feet	Newton-meters	1.356	metric tons	short tons	1.102
pound-inches	Newton-meters	.11296			

Temperature (Exact)

°F	Fahrenheit temperature	5/9 (after subtracting 32)	Celsius temperature	°C
----	------------------------	----------------------------	---------------------	----

PIN: 008459-000